




CDI P/N: 183-2303

Note - This unit replaces P/N's: 502886, 5808221, 582303

WARNING! This product is designed to be installed by a professional marine mechanic. CDI Electronics cannot be held liable for injury or damage resulting from improper installation, abuse, neglect or misuse of this product. Dropping the ignition coil on a hard surface will likely cause severe internal damage that is not visible to the eye.

Installation

1. Remove the cover from the Power Pack.
2. Disconnect the plug wire coming from the defective coil going to the spark plug.
3. Disconnect the Orange wire coming from the defective coil going to the Power Pack.
4. Remove the old ignition coil and save the mounting bolts.
5. Secure the mounting plate to the bracket using the short ¼-20 bolt provided (see picture) and torque to between 48 and 96 in lbs. . **CAUTION: OVER TIGHTENING THE MOUNTING BOLTS WILL CAUSE SEVERE INTERNAL DAMAGE THAT IS NOT VISIBLE TO THE EYE.**
6. If installing on #1 or #2 cylinder - Install the new ignition coil using the original bolts in the side bolt holes.



7. If you are replacing coil #3, mount the new ignition coil using an original bolt on the right side of the coil.
8. Use the ¼-20 Hex nut and Star washer provided on the backside of the plate to mount the left side of the coil using the original bolt.
9. Connect the Orange wire to the small screw on the coil and the open terminal on the power pack.
10. Install the spark plug wire on the large coil terminal and the spark plug. You may have to trim approximately 1/8" off of the Red boot end going on the coil terminal.
11. Install the power pack cover and gasket using the original screws.

TROUBLESHOOTING

NO FIRE ON ONE CYLINDER:

Swap the Orange coil wire of the cylinder not firing with one that does on the pack and see if the fire moves from one coil to the other one. If it does, the pack or trigger is likely bad. If the fire moves, swap the trigger wire for the non-firing cylinder with another one. If this moves the fire again, the trigger is likely bad. If the fire stays on the same cylinder, the power pack is likely bad.