

# CLYMER®

## 2019 MARINE REPAIR MANUALS

### **POWERBOAT MAINTENANCE**

Complete maintenance guide for powerboats and accessories

**B700**

### **CHRYSLER**

Chrysler, 3.5-140 HP Outboards, 1966-1984

**B750**‡

### **EVINRUDE/JOHNSON**

Evinrude/Johnson, 1.5-125 HP Outboards, 1956-1972

**B734**‡

Evinrude/Johnson, 2-40 HP Outboards (includes electric motors), 1973-1990

**B732**‡

Evinrude/Johnson, 48-235 HP Outboards (includes Sea Drives), 1973-1990

**B736**‡

Evinrude/Johnson, 2-300 HP Outboards (includes Jet Drives & Sea Drives), 1991-1994

**B733**‡

Evinrude/Johnson, 2-70 HP Two-Stroke Outboards (includes Jet Drives), 1995-2007

**B735-2**‡

Evinrude/Johnson, 85-300 HP Two-Stroke Outboards (Includes Jet Drives), 1995-2006 (Does not include Evinrude E-Tec models)

**B737-2**‡

Evinrude/Johnson, 5-70 HP Four-Stroke Outboards, 1995-2001

**B753**‡

### **FORCE**

Force, 4-150 HP Outboards (includes L-Drives), 1984-1999

**B751-4**‡

### **HONDA**

Honda, 2-130 HP A-Series Four-Stroke Outboards, 1976-2007

**B757-2**‡

### **INDMAR**

Indmar, GM V-8 Inboards, 1983-2003

**B805**‡

### **KAWASAKI**

Kawasaki Jet Ski, 1976-1991

**W801**‡

Kawasaki Jet Ski, 1992-1994

**W802**‡

### **MARINER**

Mariner, 2-220 HP Outboards (includes electric motors), 1976-1989.

**B714**‡

Mariner, 2.5-275 HP Outboards, 1990-1993

**B715**‡

\* See Mercury/Mariner for additional titles

### **MERCUISER**

MerCruiser, Stern Drives (includes 1986 and 1987 TR and TRS models), 1964-1985

**B740**‡

MerCruiser, Alpha One, Bravo One, Bravo Two & Bravo Three Stern Drives, 1986-1994

**B742**‡

MerCruiser, Alpha One, Bravo One, Bravo Two & Bravo Three Stern Drives, 1995-1997

**B744**‡

MerCruiser, Alpha One, Bravo One, Bravo Two & Bravo Three Stern Drives, 1998-2013

**B745-2**‡

### **MERCURY**

Mercury, 3.9-135 HP Outboards, 1964-1971

**B719**‡

Mercury, 3.5-40 HP Outboards (includes electric motors), 1972-1989

**B721**‡

Mercury, 45-225 HP Outboards, 1972-1989

**B726**‡

Mercury, 3-275 HP Outboards, 1990-1993

**B722**‡

Mercury Sport Jet, 90-120 hp, 1993-1995

**W815**‡

### **MERCURY/MARINER**

Mercury/Mariner, 2.5-60 HP (includes 20-45 Jet Drives) Two-Stroke Outboards, 1994-1997

**B723**‡

Mercury/Mariner, 75-275 HP (includes 65-140 Jet Drives) Two-Stroke Outboards, 1994-1997

**B724**‡

Mercury/Mariner, 2.5-60 HP Two-Stroke Outboards, 1998-2006

**B725**‡

Mercury/Mariner, 75-250 HP Two-Stroke Outboards, 1998-2009

**B727**‡

Mercury/Mariner, 4-90 HP Carbureted Outboards, 1995-2006

**B710**‡

Mercury/Mariner, 75-225 HP Four-Stroke Outboards, 2001-2003

**B712**‡

### **NISSAN**

Nissan, 2.5-140 HP Two-Stroke Outboards, 1992-2000

**B793**

## OMC

OMC, Stern Drives, 1964-1986

**B730**⚓

OMC, Cobra Stern Drives (includes 1988 and 1989 King Cobra models), 1986-1993

**B738**⚓

OMC, Cobra SX & DP-S DuoProp Stern Drives, 1994-2000

**B739**⚓

## POLARIS

Polaris Water Vehicles, 1992-1995; Covers: SL650, SL650 Std., SL750, SLT750

**W819**⚓

Polaris Water Vehicles, 1996-1998; Covers: SL700, SL700 Deluxe, SL780, SL900, SL1050, SLH, SLT700, SLT780, SLTH, SLTX, SLXH, Hurricane

**W820**⚓

## SEA-DOO

Sea-Doo Water Vehicles, 1988-1996; Covers: GT, GTI, GTS, GTX, HX, SP, SPi, SPX, XP, XP-800, Standard

**W809-3**⚓

Sea-Doo Water Vehicles, 1997-2001; Covers: GS, GSI, GSX Series, GTI, GTS, GTX Series, HX, LRV, RX Series, SP, SPX and XP Series

**W810**⚓

## SUZUKI

Suzuki, 2-140 HP Outboards, 1977-1984

**B780**⚓

Suzuki, 2-225 HP Outboards (includes Jet Drives), 1985-1991

**B781**⚓

Suzuki, 2-65 HP Two-Stroke Outboards (includes Jet Drives), 1992-1999

**B778**⚓

Suzuki, 75-225 HP Two-Stroke Outboards (includes Jet Drives), 1992-1999

**B779**⚓

Suzuki, 9.9-70 HP Four-Stroke Outboards, 1997-2000

**B782**⚓

## TOHATSU

Tohatsu, 2.5-140 HP Two-Stroke Outboards, 1992-2000

**B790**⚓

## VOLVO

Volvo, Stern Drives, 1968-1993

**B770**⚓

Volvo Penta, Stern Drives, 1994-2000

**B771-2**⚓

Volvo Penta, Stern Drives, 2001-2004

**B775**⚓

## YAMAHA

Yamaha, 2-225 HP Two-Stroke Outboards (includes Jet Drives), 1984-1989

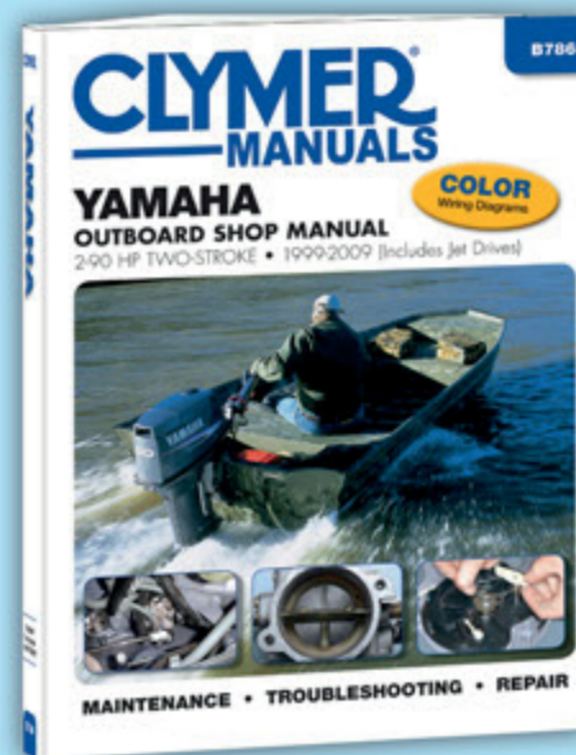
**B783**⚓

Yamaha, 2-250 HP Two-Stroke Outboards (includes Jet Drives), 1990-1995

**B784**⚓


Yamaha, 2-250 HP Two-Stroke Outboards (includes Jet Drives), 1996-1998

**B785**⚓




Yamaha, 2-90 HP Two-Stroke Outboards (includes Jet Drives), 1999-2009

**B786**⚓



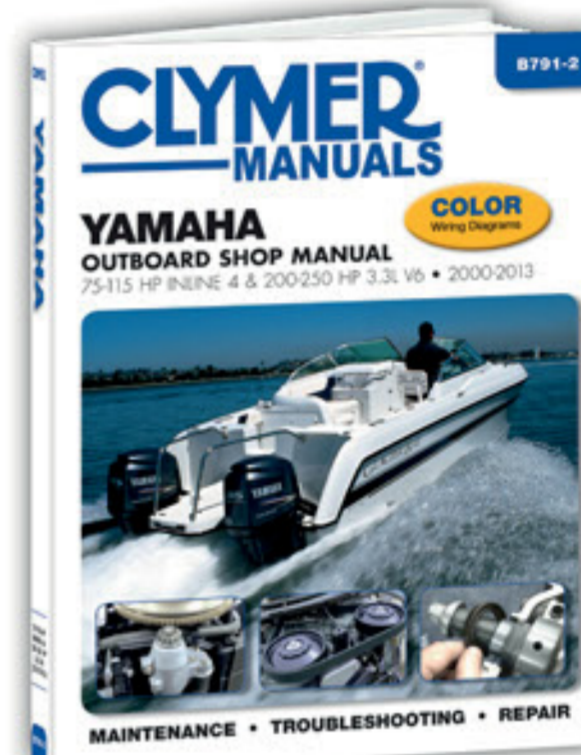
Yamaha, 115-250 HP Two-Stroke Outboards, 2.6L V4 & 3.1L V6 models (Includes Jet Drives), 1999-2010

**B789**⚓



Yamaha, 6-100 HP Four-Stroke Outboards, 1985-2013

**B788**⚓



Yamaha, 75-115 HP In-Line 4 and 200-250 HP 3.3L V6, 2000-2013

**B791-2**⚓

Yamaha, Stern Drives, 1989-1991

**B787**⚓

Yamaha Water Vehicles, 1987-1992; Covers: WJ500, WR500, WR650, WRA650, WRB650, SJ650

**W805**⚓

Yamaha Water Vehicles, 1993-1996;

**W806**⚓


Yamaha WaveRunner, Four-Stroke, 2002-2009

**W807**⚓

## YANMAR

Yanmar, Diesel Inboards, One, Two & Three-Cylinder Models, 1980-2009

**B800-2**⚓

 = Also available online

# CLYMER<sup>®</sup> PROSERIES

## MARINE SERVICE MANUALS



### OUTBOARD MOTOR SERVICE MANUAL

Covers motors 30 hp and above, model years 1969-1989 Manufacturers covered: Chrysler,


Evinrude, Force, Johnson, Mariner, Mercury, Sea King, Suzuki, Tohatsu, Yamaha. **OS2-11**



### OLD OUTBOARD MOTOR SERVICE MANUAL, VOL. 1

Covers motors below 30 hp, produced


prior to 1969 Manufacturers covered: Apache, Atlas Royal, Brooklure, Buccaneer, Chief, Chrysler, Clinton, Commando, Commodore, Corsair, Elgin, Eska, Evinrude, Firestone, Gale, Guppy, Hiawatha, Husky, Johnson, McCulloch, Mercury, Mid-Jet, Mono, Neptune, Oliver, Outboard Jet, Scott, Sea Bee, Seagull, Sea King, Sears, Sovereign, Sprite, Tecumseh, West Bend, Wizard. **OOS-1**



### OLD OUTBOARD MOTOR SERVICE MANUAL, VOL. 2

Covers motors with 30 hp and above, produced prior to 1969 |

Manufacturers covered: Buccaneer, Chrysler, Commodore, Corsair, Elgin, Evinrude, Firestone, Fisher-Pierce, Gale, Hiawatha, Homelite, Johnson, McCulloch, Mercury, Scott, Sea Bee, Sea King, Sears, West Bend, Wizard. **OOS-2**



### INBOARD ENGINE, TRANSMISSION & DRIVE SERVICE MANUAL


From early '60s | Engines covered: BMW (gas & diesel), Chrysler (gas & diesel), Crusader (gas), Ford (gas & diesel), MerCruiser (gas), Oldsmobile (gas), OMC (gas), Pathfinder (diesel), Peugeot (diesel), Pleasurecraft (gas), Seahawk (diesel), Universal (gas & diesel), Volvo (diesel), Westerbeke (gas & diesel), Yanmar (diesel) | Transmissions covered: Hurth, Paragon, Twin Disc, Velvet Drive, ZF | Jet drives covered: Berkeley, Chrysler, Dominator, Jacuzzi, Nomena, OMC, Panther Jet | Surface drive covered: Arneson. **IBS-3**



### INBOARD/OUTDRIVE SERVICE MANUAL

From early '60s | Manufacturers covered: Chrysler (80 hp, Commando, Drive

90, 300); Evinrude (see OMC); Marine Drive Systems; MerCruiser (60, 80 & 90; 110, 120, 2.5L, 140[4], 3.0L, 140[6], 150, 160, 165 & Rover Diesel [includes drives I, I-A, I-B & I-C, 120, 140, 165, R, MR, Alpha One & EZ Shift Models]; II; 175, 185, 205, 4.3L, 4.3LX, 200, 215E, 215H, 225S, 228, 230, 5.0L, 5.0LX, 233, 250, 260, 350 Magnum, 5.7L, 888 & 898 [includes drives 898, 228, 250, R, MR & Alpha One]; III; 165, 3.7L, 170, 180, 3.7LX, 190, 470, 485, 488 [includes drives R, MR & Alpha One]; II-TR & II-TRS; Bravo One; MerCruiser Power Equipment Servicing); Outboard Marine Corp. (DU; NU; 100 to 245 hp prior to 1978; 400 & 800; Cobra & King Cobra); Pleasurecraft; Volvo (Engines; Aquamatic 100, 200, 250, 270, 275, 280, 290, SP & Duoprop); Waukesha. **IOS-6**



### OUTBOARD MOTOR FLAT RATE MANUAL

Manufacturers covered: Chrysler, Clinton, Coast-to-Coast, Cruise 'N Carry, Eska, Evinrude,

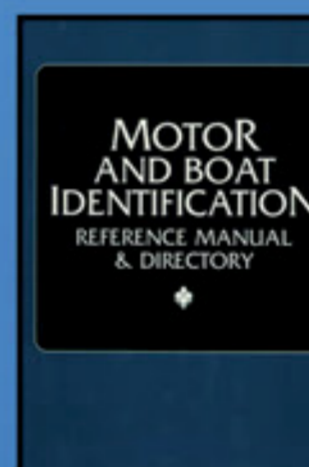
Federal, Force, Golden Jet, Hanimex, Hiawatha, Honda, Johnson, Mariner, Mercury, Nissan, Pathfinder, Seabreeze, Seaco, Seacruiser-Grant, Sea Hawk, Sea King, Sears, Skipper, Sportfisher, Suzuki, Tanaka, Tohatsu, Wizard, Yamaha. **OF-10**



### WIRING DIAGRAMS

Outboard Motors and Inboard/Outdrives, 1956-1989 | Outboard manufacturers covered: Chrysler/

Force, Evinrude/Johnson, Mariner, Mercury, Suzuki, Tohatsu, Yamaha | Inboard/outdrive manufacturers covered: MerCruiser, OMC, Volvo. **BWD-1**



### MOTOR AND BOAT IDENTIFICATION REFERENCE MANUAL

Coverage through 1996, includes outboard motor and stern drive identification numbers. **MMIC-3**

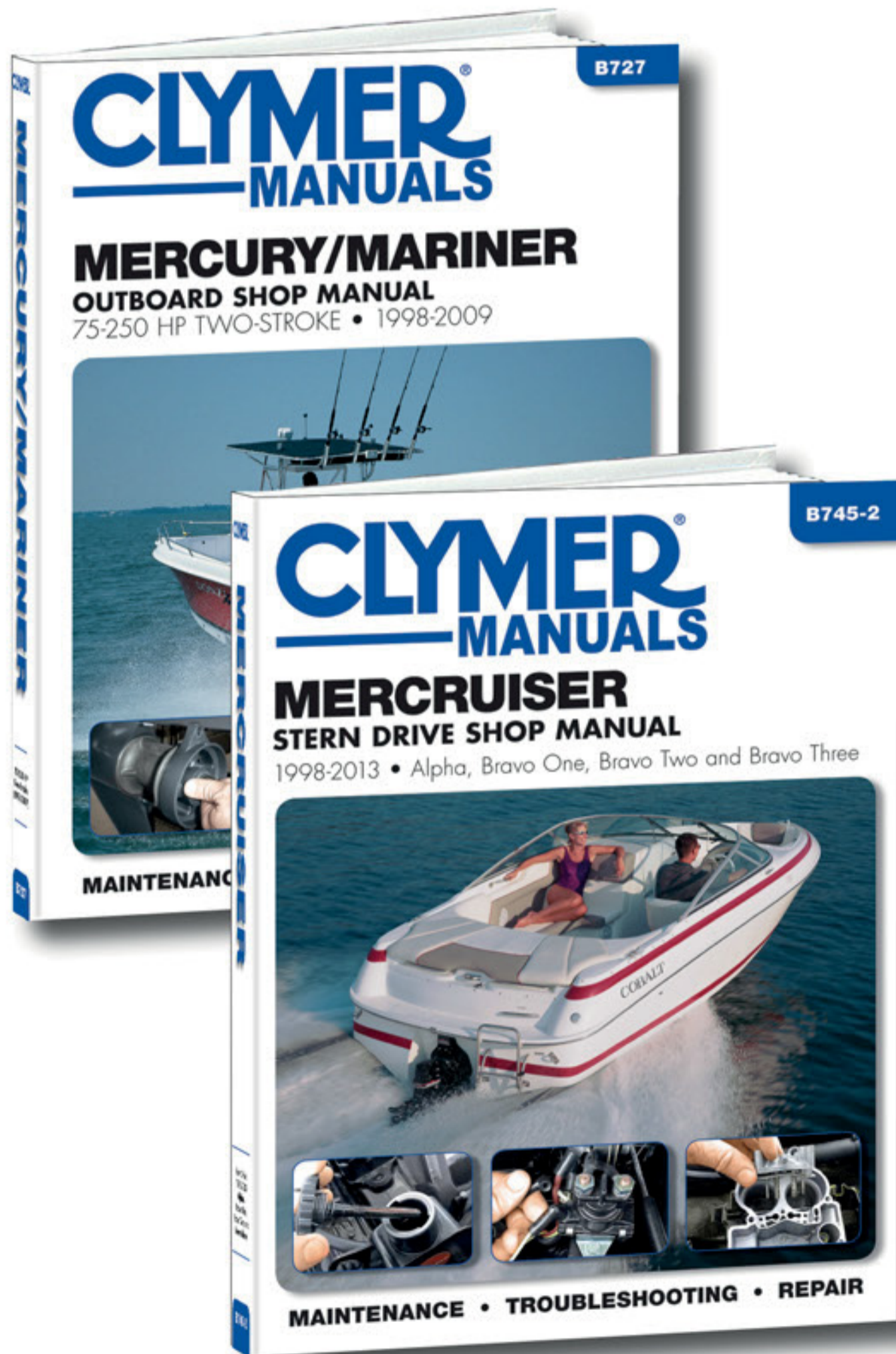

#### CLYMER PROSERIES OFFERS:

- » Service data, specifications and recommendations
- » Comprehensive coverage of most makes and models including hard-to-find coverage on older models
- » Concise, easy-to-read instructions in 8" x 11" soft bound format
- » Detailed photos, diagrams, illustrations and exploded views

# THE MOST USER-FRIENDLY MARINE REPAIR MANUALS AVAILABLE

## EASY TO USE

- 1 Numbered step-by-step instructions.
- 2 Hundreds of large, clear photographs, drawings and exploded diagrams in each chapter.
- 3 Detailed substeps thoroughly describe each repair procedure.
- 4 Figure references in **bold text** for easy matching of instructions with illustrations.
- 5 Helpful Notes, Cautions and Warnings draw attention to crucial repair and safety information.
- 6 Thumb tabs help to quickly locate relevant chapters.



- ▶ MODEL-SPECIFIC COVERAGE OF YOUR ENGINE, OUTDRIVE, OR PERSONAL WATERCRAFT.
- ▶ WIRING DIAGRAMS - COMPLETE SCHEMATICS FOR MOST MODELS.
- ▶ QUICK REFERENCE DATA FOR THE MOST FREQUENTLY USED SPECIFICATIONS.
- ▶ TROUBLESHOOTING CHAPTER FOR SYSTEMATIC DIAGNOSIS OF PROBLEMS.