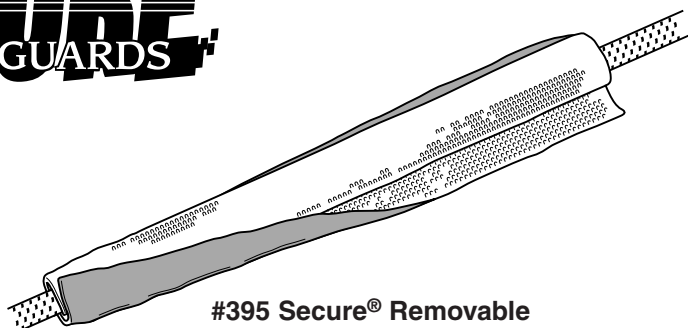


## Installation Instructions

**Secure® Chafe Guards** protect your lines from wear. Model #395 is removable and adjustable. hook and loop fastener® brand hook fasteners on the entire inside of the guard grip the line securely; no need for additional strings or ties. The outside cover is made of marine-tough nylon for resistance to chafe over years of use. Also protects your boat's finish. Sold in pairs.

Note: Model #394, Secure Permanent Chafe Guards, were discontinued in 2005. Instructions for their use appear at the end of this document.

Chafe protection is critical at the dock, at anchor or on a mooring. Davis offers the perfect solution to prevent chafing over a cleat, cap rail, where two lines cross or at the anchor roller. Great for anchor lines or mooring pennants, where chafing through a line could cost you the boat. Dock lines can be expensive; extending their life with good chafe protection is not.



#395 Secure® Removable  
Chafe Guards, pair



*On a dock cleat*



*Over the cap rail*



*Where two lines cross*





*At the anchor roller*

## DIRECTIONS

Secure® Removable Chafe Guards offer flexibility. They can be installed anywhere along lines from 3/8 to 7/8" (10 to 24 mm) and some 1" line as well.

1. If possible, lay line and chafe guard on a flat surface.
2. Start at the edge where BOTH hook and loop fastener fasteners are sewn onto the chafe guard. Begin rolling the line and chafe guard together until chafe guard is snugly rolled up.
3. Interlock the hook and loop fastener strips securely. Face the seam away from any bend where the line turns around a cleat or roller. To move or adjust position on the line, simply remove the chafe guard and roll onto new location.



## INSTRUCTIONS

**Note:** This product was discontinued in 2005.

**Secure® Permanent Chafe Guards** protect your lines from wear. Model #394 is a permanent installation to protect dock lines and mooring pennants. Good for use at the dock cleat or on a mooring line where chafe often occurs at the same spot. Cable ties are included to hold chafe guard in place where protection is needed. Made of marine-tough nylon for superior resistance to chafe.

For use with most 3-strand or double braided dock lines. Fits lines from 3/8 to 1" (10–25 mm).

### DIRECTIONS

1. Locate chafe guard on the line where chafe protection is needed. Run a blunt stylus through the core of the line and both holes in the chafe guard.
2. After taking an extra turn around the line, cinch up the cable ties. Trim excess off the ties and wrap them with rigging tape for a smooth finish.
3. Your dock line or mooring pennant is now ready for action and fully protected from chafe caused by surge, tidal changes or rough weather conditions at the dock or on the mooring.

