

Available in black and white

#397  
BLACK

DAVIS ®

one pair

# SECURE®

REMOVABLE CHAFE GUARDS



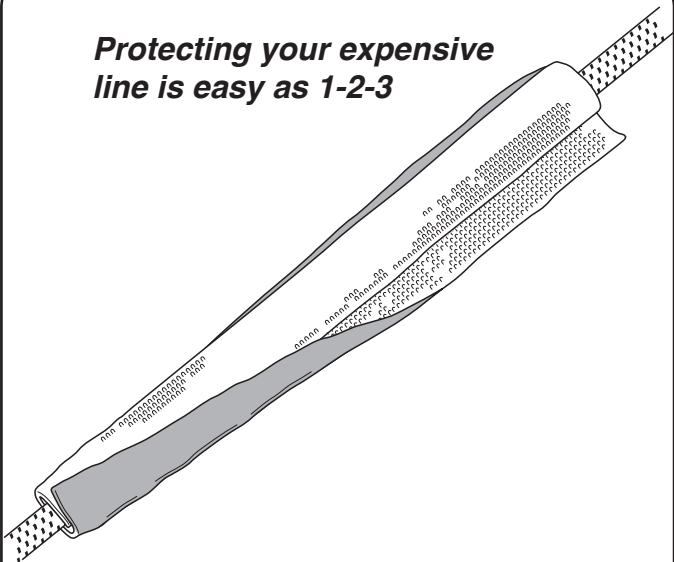
*Chafe protection that's  
easy to Install EXACTLY  
where you need it!*

*Chafing through expensive dock and  
anchor lines is a waste of money.*



*Fits Lines from 3/8 to 1" (10–25 mm)  
Good for all double braided and twisted rope*

**Protecting your expensive  
line is easy as 1-2-3**



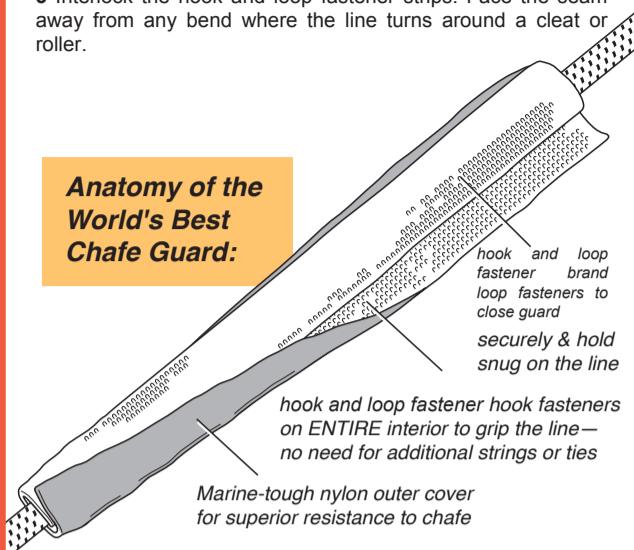
## Secure® Removable Chafe Guard

1 If possible, lay the line and the guard on a flat surface. Secure® Chafe Guard fits lines from 3/8 to 1" (10–25 mm).


2 Start at the edge where both hook and loop fastener strips are sewn, then roll line and guard together snugly.

3 Interlock the hook and loop fastener strips. Face the seam away from any bend where the line turns around a cleat or roller.

### Anatomy of the World's Best Chafe Guard:

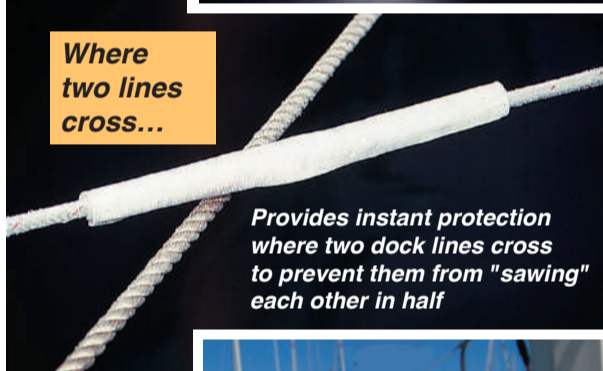


### At Anchor...



*Installs in seconds, right where you need chafe protection most*

### Where two lines cross...



*Provides instant protection where two dock lines cross to prevent them from "sawing" each other in half*

### On a dock cleat...



*Stops chafe at the first turn around a dock cleat or deck cleat*

### Over the cap rail...



*Protects both your dock lines and your boat's expensive cosmetic finish*

### Easy to Install:



It is easiest to lay the chafe guard on a flat surface with the hook and loop fastener™ loop side up. Lay the line to be protected parallel to the hook and loop fastener hook material that is facing down and roll the line up snug inside the chafe guard.

Secure Chafe Guards can easily be moved to another position by removing, relocating and repeating the installation process.

Use on all dock, mooring or anchor lines from 3/8" to 1" (10–25 mm) diameter.