


Charge both Lithium and AGM Batteries



**Faster! Stronger!! Longer!!!**

**OUR NEWEST TECHNOLOGY...**

1. Detects if your battery is Lithium or AGM
2. Automatically charges both Lithium and AGM batteries for optimal performance.



**Sportsman Series with AutoProfile**  
(with 1, 2, 3, or 4) 10 Amp banks



**Professional Series with AutoProfile**  
(with 1, 2, 3 or 4) 15 Amp banks

- Fully automatic. Completely and safely charges both Lithium and AGM batteries
- Algorithms designed and validated with battery manufacturers for a 100% charge
- Start up feature will wake up batteries that have turned off due to low voltage protection
- Auto return to charge feature
- Quickest charge times in its class
- Unbeatable performance, reliability, safety and quality delivered by DUAL PRO®


**Stay on the water longer with DUAL PRO®**



050721

# PROFESSIONAL SERIES AUTOPROFILE SPORTSMAN SERIES AUTOPROFILE

## DATA SHEET





### AUTOPROFILE

Intuitive Charging Technology

## Lithium/AGM

- Waterproof - Use on land and in fresh and salt water
- TROUBLE FREE—Just Plug It In and Forget It!
- Independent outputs
- Fully automatic / multi-stage charging
- On-board diagnostic codes
- FCC 15 Parts A & B interference compliant
- Approved and meets ISO 8846 Marine standards
- Ignition protected (US Coast Guard 33 CFR 183.410)

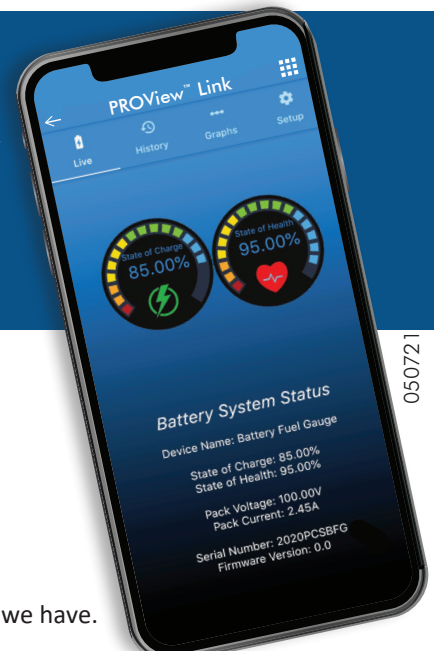
Professional and Sportsman Series chargers have set the standard in the marine industry for more than two decades, known as the safest, most reliable, and best performing chargers in the industry.

AutoProfile Intuitive Charging Technology provides flexibility for your charging system, ready for the ever-changing lithium battery technologies. No matter if you choose Lithium or AGM batteries for your boat, Dual Pro is ready to keep your boat on the water longer, enhancing battery performance and extending battery life.

Model	Description	Total Output	Size Per Unit	Weight Per Unit	Battery System	Waranty
PS1AUTO	One 15 Amp Bank	15 Amps	5.00"H x 8.25"W x 6.38"L	7.0 lbs.	12V	3 years
PS2AUTO	Two 15 Amp Banks	30 Amps	6.00"H x 8.25"W x 9.50"L	14.5 lbs.	12V, 24V	3 years
PS3AUTO	Three 15 Amp Banks	45 Amps	6.00"H x 8.25"W x 13.00"L	22.5 lbs.	12V – 36V	3 years
PS4AUTO	Four 15 Amp Banks	60 Amps	6.00"H x 8.25"W x 15.78"L	29.8 lbs.	12V – 48V	3 years
SS1AUTO	One 10 Amp Bank	10 Amps	4.75"H x 8.00"W x 6.38"L	5.5 lbs.	12V	3 years
SS2AUTO	Two 10 Amp Banks	20 Amps	4.75"H x 8.00"W x 9.25"L	10.9 lbs.	12V, 24V	3 years
SS3AUTO	Three 10 Amp Banks	30 Amps	4.75"H x 8.00"W x 11.25"L	15.5 lbs.	12V – 36V	3 years
SS4AUTO	Four 10 Amp Banks	40 Amps	4.75"H x 8.00"W x 14.25"L	22.2 lbs.	12V – 48V	3 years



**Add a Battery Gauge** for accurate battery level readings. This system includes the PROView Link® app to wirelessly monitor the condition of your batteries and additional data.



FREE to download



Learn more about marine electronics and navigation we have.

050721