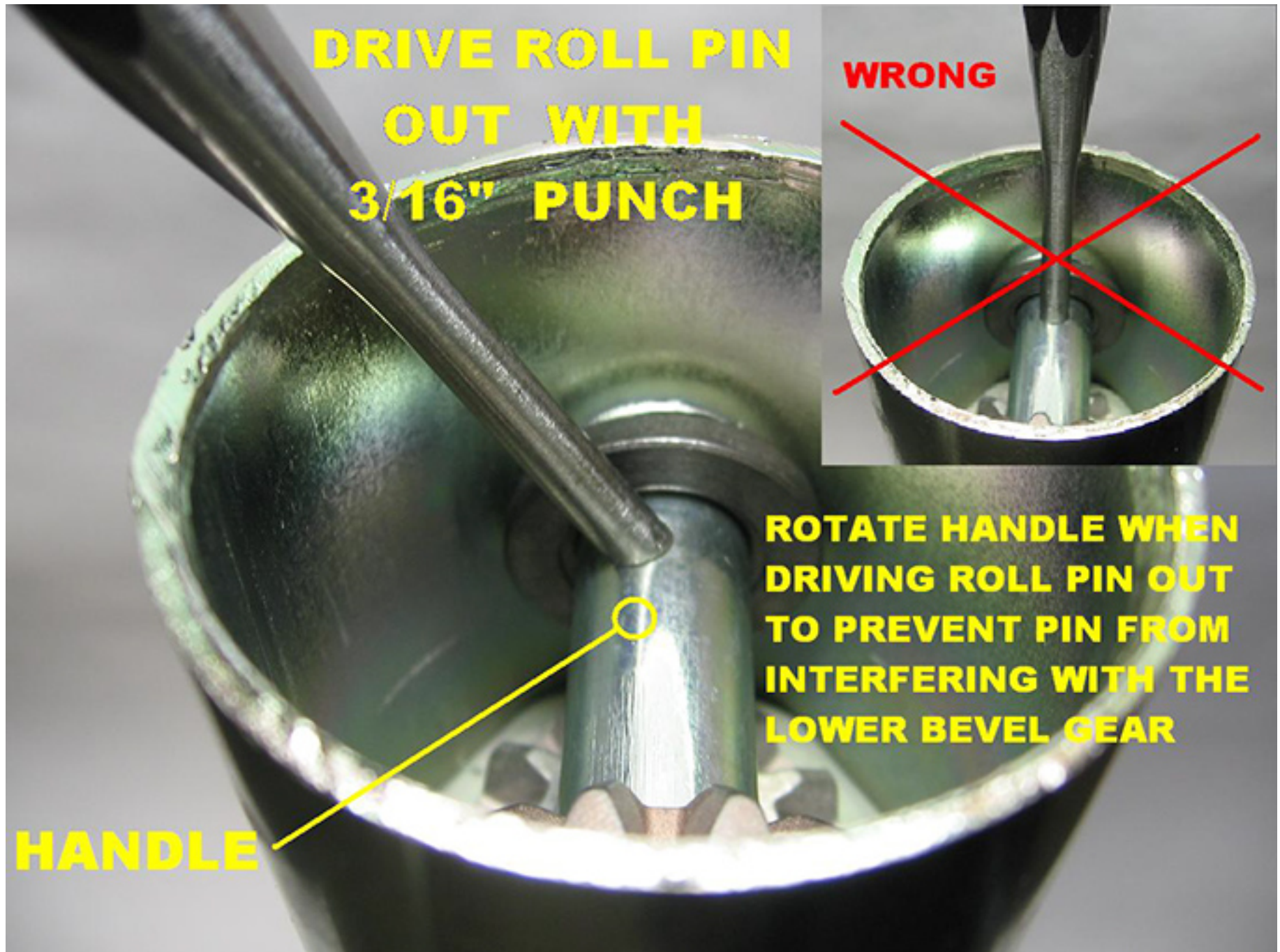


**REMOVE TOP CAP WITH
FLAT HEAD SCREW DRIVER**




STEP 1




STEP 2

REMOVE CRANK HANDLE



STEP 3

**REMOVE
HANDLE
BEVEL
GEAR**




STEP 4

**REMOVE LOWER
BEVEL GEAR**




STEP 5

SLIDE DOWEL PIN OUT AND REMOVE FROM JACK TUBE



REMOVE HANDLE BUSHINGS


REMOVE INNER POST TUBE
BY PULLING TUBES APART



STEP 7


LUBRICATE SCREW
BY WORKING
GREASE INTO
ENTIRE
THREAD

LUBRICATE
WASHERS



STEP 8

REASSEMBLE JACK IN REVERSE ORDER
AND GREASE BEVEL GEARS



STEP 9

Looking for dependable boat trailer parts? Rely on Dutton Lainson for quality and long-lasting products.