

FURUNO

MODEL **FA-40/70**
AIS RECEIVER/CLASS B+ TRANSCEIVER



FA-40 AIS Receiver
FA-70 Class-B+ AIS Transceiver





**NMEA2000
Certified**

KEY FEATURES:

- Silent Mode with optional ON/OFF switch*
- Compact and light with wider range and faster transmit performance*
- Internal VHF splitter eliminates need for separate antenna*
- Switchable SO-TDMA and CS-TDMA*
- NMEA2000 port, 2x NMEA0183 ports and a USB (micro B) port
- Initial setup can be done through the NMEA2000 network (TZT2/TZT3)

*FA-70 ONLY

MODEL FA-4
AIS RECEIVER/CLASS

The FA-40/70 AIS receives the vessel and other useful information from s Class-B+ AIS that transmits your ve faster rates than typical Class B un guarantees an AIS time slot allocation, r

SUPERBLY ACCURATE INFORMATION EXCHANGE

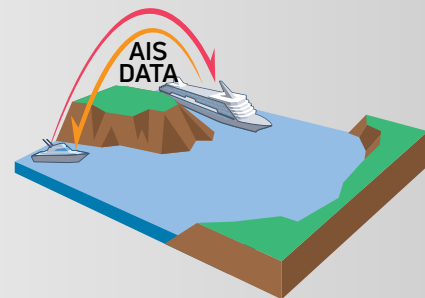
MODEL	DYNAMIC DATA	STATIC DATA	VOYAGE RELATED DATA
FA-40 INFORMATION TO BE RECEIVED	<ul style="list-style-type: none"> • Ship's position • Coordinated Universal Time (UTC) • Course Over Ground (COG) • Speed Over Ground (SOG) • Rate Of Turn (ROT) • Heading • Navigation status 	<ul style="list-style-type: none"> • MMSI (Maritime Mobile Service Identity) • IMO number • Ship's name • Ship's type • Call sign • Length and beam • Location of position-fixing antenna on ship 	<ul style="list-style-type: none"> • Ship's draft • Hazardous cargo • Destination and ETA
FA-70 INFORMATION TO BE RECEIVED AND TRANSMITTED	<ul style="list-style-type: none"> • Ship's position • Coordinated Universal Time (UTC) • Course Over Ground (COG) • Speed Over Ground (SOG) • Rate of Turn (ROT)* • Heading <p>*If transmitted by remote AIS</p>	<ul style="list-style-type: none"> • MMSI (Maritime Mobile Service Identity) • IMO number • Ship's name • Ship's type • Cargo • Call sign • Length and beam • Location of position-fixing antenna on ship 	

VHF/AIS A

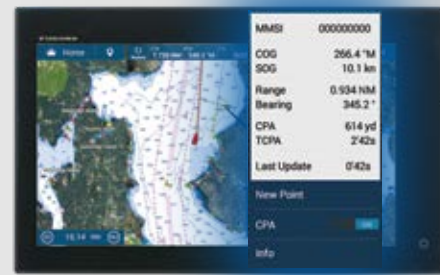
PC
(testing and setup only)



The Automatic Identification System (AIS) improves the safety level of boating by exchanging information about the status of your ship with other AIS-equipped craft nearby.



Simply tap on an AIS target to reveal critical information: Ship's name, COG, SOG, CPA, TCPA, Range and Bearing.



0/70

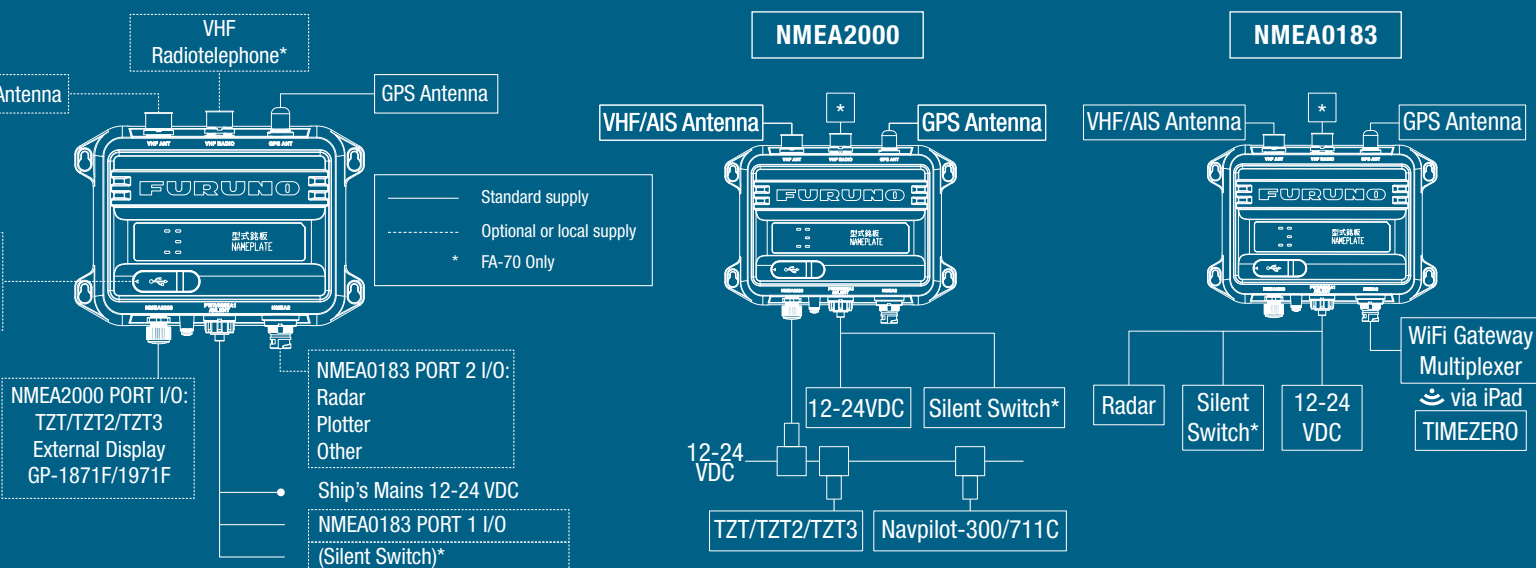
CLASS B+ TRANSCIVER

AIS targets are fully visible and predictable when interfacing with a compatible Furuno Radar.



Ship name, call sign, position, COG, SOG, and bearing of surrounding vessels. The FA-70 is a Class B+ transceiver that provides vessel information at higher power & range than Class B units for added awareness. SO-TDMA technology makes you visible in congested waters.

AND SIMPLE SETUP WITH NMEA2000/NMEA0183



MODEL	AIS RECEIVER	CLASS-B+ AIS TRANSCEIVER
	FA-40	FA-70
STANDARDS		
	EN 303 413 V1.1.1, EN 301 843-1 V2.2.1 IEC 60945 Ed.4+CORR.1 IMO MSC.140 (76) ITU-R M.1371-5 IEC 62368-1 Ed.3	
		DSC: ITU-R M.825-3 IEC 62287-1 Ed.3.0, IEC 62287-2 Ed.2.0, IEC 62311 Ed.1+Ed.2

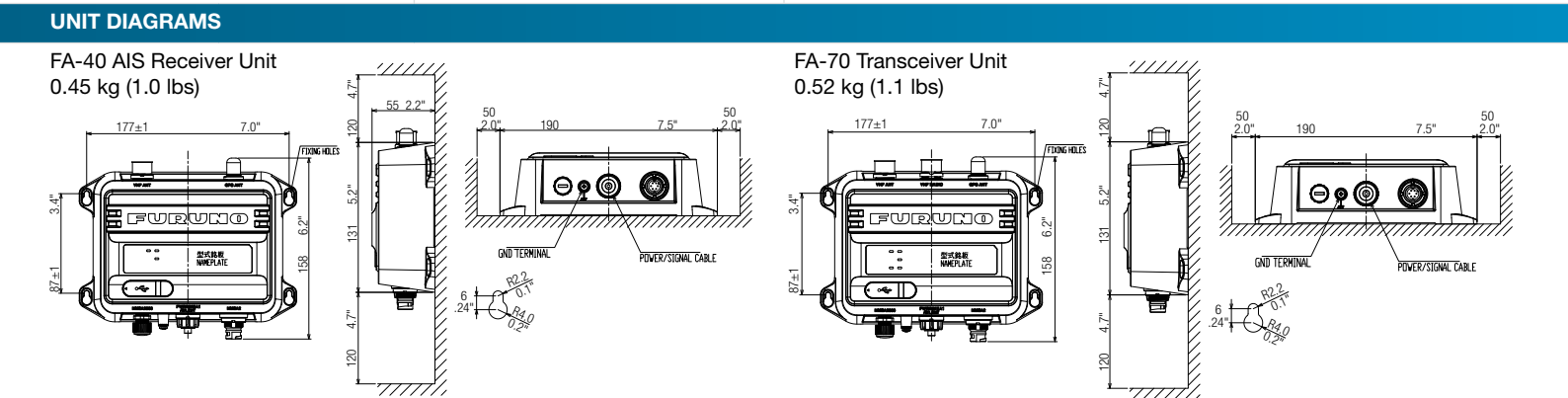
TRANSPONDER UNIT		
TX/RX Frequency (FA-40/70: RX Frequency)		
Output Power	FA-40 Receive Only	Selectable: 5W or 1W (SO-TDMA), 2W (CS-TDMA)
Channel Spacing	25 kHz	

GPS RECEIVER	
Receiving Channels	12 channels, SBAS 2 channels, 14 satellites tracking
Rx Frequency	1575.42 MHz
Rx Code	C/A code
Position Accuracy	13 m (2 drms, HDOP <= 4)

INTERFACE			
NMEA0183	Input - 2 Ports	ACA, ACK, AIQ, DTM, GBS, GGA, GLL, GNS, HDT, OSD, RMC, SSD, THS, VBW, VSD, VTG	ABM*, ACK, AIQ, BBM*, HDT, SSD, THS, VSD *(ABM, BBM: SO-TDMA only)
	Output - 2 Ports	ABK, ACA, ACS, ALR, GGA, GLL, RMC, SSD, TXT, VDM, VDO, VER, VSD, VTG	
NMEA2000	Input - 1 Port	059392, 059904, 060160, 060416, 060928, 065240, 126208, 127250	
	Output - 1 Port	059392, 059904, 060928, 126208, 126464, 126992, 126993, 126996, 126998, 127258, 129025, 129026, 129029, 129038, 129039, 129040, 129041, 129540, 129792, 129793, 129794, 129795 ¹ , 129796, 129797, 129798, 129800 ² , 129801, 129802, 129803, 129804 ¹ , 129805, 129806, 129807, 129809, 129810, 129811, 129812 ¹ , 129813 ³ ¹ (FA-40/FA-70: SO-TDMA mode only) ² (FA-40: SO-TDMA mode only), ³ (FA-70: SO-TDMA mode only)	

ENVIRONMENT			
Temperature	Antenna Unit	-25°C to +70°C	
	Other Units	-15°C to +55°C	-15°C to +55°C
Waterproofing	Antenna Unit	IP56	
	Other Units	IP55	

POWER SUPPLY		
Transponder Unit (FA-40: Receiver Unit)	12-24 VDC, 0.3-0.2 A	12-24 VDC, 1.8-0.9 A



SPECIFICATIONS SUBJECT TO CHANGE WITHOUT NOTICE