

Operating Instructions

Introduction

This lamp uses touch sensitive switching to control its operation.
The White or Red light can either be switched ON and OFF, or dimmed to suit your needs.

ON / OFF Operation

Touch the red pad to turn red light ON / OFF. Touch the white pad to turn white light ON / OFF.
e.g., If the white light is ON, touching the red circle will switch white light OFF and red light ON.

Dimming Operation

Holding finger contact with a touch switch pad, while the light is on, for approximately 1.5 seconds will start the dimming cycle. The light intensity will increase / decrease until contact is removed or the minimum / maximum intensity is reached. The minimum or maximum intensity must be reached before the dimming will change direction. Release finger contact at the intensity level required.

The lamp has a 'memory' and will always turn on at the last selected intensity level even when the power is removed from the lamp.

External Switch Control

Lamps can also be controlled via one or several external switches.
An external (on)-off-(on) spring return switch (momentary) will operate the lamp the same as the touch switches do. Press once to activate all lamps in Red or White at the individually preselected level.

Operation of the dimming function via an external switch differs from touch switch operation. The brightness of the lamps will be reset to a default level when the external switch is activated for more than 3 seconds. This allows multiple lamps, controlled from one or more remote switches, to synchronize all lamps to the same intensity level.

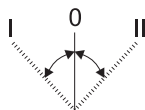
Note: External switch not supplied.

Wiring Colour Coding

LED modules are polarity conscious. Reverse polarity will not damage this product but will inhibit its function. Hella recommends wire connections be soldered and heat shrink tubing applied to seal the joint.

Colour	Connect to	Power Consumption
Black	Negative (-)	
Red	Power (+)	4W
Blue	*External Switch (+/-)	

Supply Voltage 9-33V (DC only)



*Blue Cable Control - External Momentary Switch (On)-Off-(On) Not Supplied

Connect to	Press once	Press and hold (approx 1.5 secs)
Positive (+)	Toggle Red Light on/off	Synchronise & Start Red Dimming Function
Negative (-)	Toggle White Light on/off	Synchronise & Start White Dimming Function

NB: Lamp must be protected by a fuse rated at 2 amperes maximum.

INSTRUCTION SHEET

0630 Series White / Red Interior Lamp with touch sensitive switching and dimming

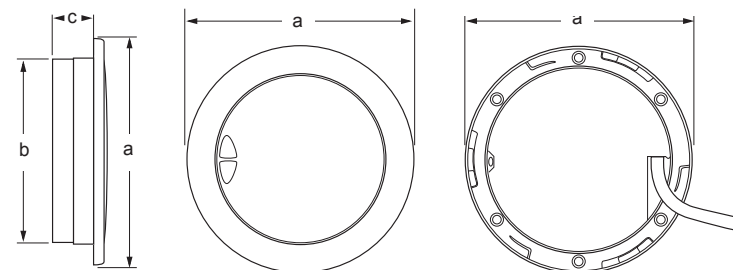
Introduction

Hella marine EuroLED®Touch lamps provide white or red LED light to help maintain 'night vision' onboard. EuroLED®Touch lamps are controlled by the latest in completely sealed 'touch sensitive' switching that provides ON/OFF and dimming.

Hella marine LED lamps offer many advantages over conventional bulb lamps, including significantly reduced power consumption and a high tolerance to shock and vibration for an ultra long service life.

The touch sensitive switches built into this lamp are completely sealed, ideal for reliable performance in the harsh marine environment.

Dimensions



a = 150 mm / 5.90"
b = 124 mm / 4.88"
c = 20 mm / 0.79"

EuroLED ○
TOUCH ●

Hella marine 
Vision and Innovation



Electromagnetic Compatibility (EMC)


This Multivolt™ LED lamp is an electronic device. The electrical circuits contain components that suppress possible interference, both emission as well as susceptibility, to the limits prescribed in EN 55015, EN 61547 and EN 60945.

Protection against damage due to voltage spikes

This lamp is protected against reverse polarity connection and negative voltage spikes of up to 1000 volts.

Electrostatic Discharge

This lamp has been tested to withstand the highest level (level 4) of electrostatic discharge according to IEC 61000-4-2. (8,000 volts contact discharge and 15,000 volts air discharge).

Lens Material	UV resistant enhanced impact polycarbonate
Rim Material	UV resistant plastic. 316 stainless steel
Colour Temperature	4200K (White) 3000K (Warm White)
Cable	Pre-wired with 500mm of triple core marine cable
Operating Voltage	Multivolt™ 9-33V DC
Power Consumption	4.0W (0.33A@12V / 0.16A@24V)
Degree of Protection	Completely Sealed
Weight	245g (including cable)
Installation	Recessed mount
Approvals	CE 

5 Year Manufacturer's Warranty

Congratulations! The product you have selected comes from Hella marine - one of the world's leading manufacturers of marine lighting products.

This LED lamp is covered by a 5 year manufacturer's warranty against manufacturing or material defects. For further details please check the terms of trade with your Hella marine agent.

The lamp module is sealed and does not have any serviceable parts inside. Opening the module will invalidate warranty.

In the unlikely event that you should experience a problem with your purchase, please contact your Hella marine agent where you purchased the product.



EuroLED ○
TOUCH ●

Hella marine 
Vision and Innovation

Touch Switch

- Touch the red button to turn the red light on/off. Touch the white button to turn the white light on/off.
- If contact on either button is held for longer than 1.5 seconds the light intensity will increase or decrease until it reaches Max/Min brightness, or until contact is released at the desired intensity.
- The lamp will not change direction until either the maximum or minimum brightness has been reached and the pad is released then held again.
- The time from Max to Min brightness is approx 3.5 to 4 seconds for both white and the red colour.
- The "soft" effect is also used when switching from white to red and vice versa.
- The length of the "soft" effect depends on the current brightness setting when turned on/off and when switching colours. eg. when the lamp is dim the "soft" effect is very short.
- The lamp remembers the following when being disconnected from its power source:
 - Whether the lamp was on or off
 - If the lamp was on it will remember the colour setting - red or white
 - The previous level of light intensity for both colours - dimming setting
 - And the previous direction of dimming or brightening - phasing up or down

External Control:

- Recommend using a (On)-Off-(On) spring return momentary switch.
- If the connection is tapped (using a momentary switch) the lamp will turn on/off
- If the cable is pressed and held, the light will start at the lowest light setting and then phase up until it reaches the highest light setting. It will stop phasing up when the highest light intensity is reached. This will ensure all of the lamps attached to the same switch will behave the same and be set to the same light intensity.
- There is no ramp down function using an external control. To set lower light intensity you will need to release the momentary connection then re-connect to start the phase again.

Note: External momentary switch is not supplied.