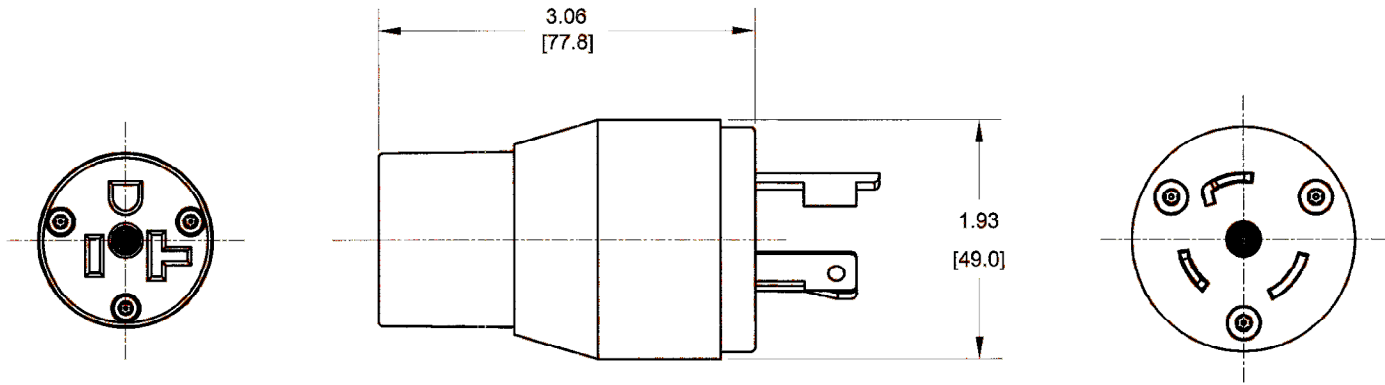










M-5875 1



ADAPTER CAT. NUMBER	SLOT END		BLADE END	
	CONFIGURATION	RATING	CONFIGURATION	RATING
HBL2129	NEMA 	20A 125V	NEMA 	20A 125V
HBL21CM29	5-20R 	20A 125V	L5-20P 	20A 125V
HBL31CM29	NEMA 	20A 125V	NEMA 	30A 125V
	5-20R 	20A 125V	L5-30P 	30A 125V

NOTES: (UNLESS OTHERWISE SPECIFIED):
 1) DIMENSIONS ARE: INCHES [MM]
 2) XX TOLERANCE TO BE ±.03 [0.76]

LIST OF PARTS

DESCRIPTION	MATERIAL	FINISH
SPACER	NYLON	NATURAL
LEAD WIRES		
RETAINERS	LEXAN	CLEAR
WIRE CLAMPS	C.R.S.	NICKEL PLATE
BIND. PLATE CONT. SPRG.	BRASS	
INNER SPRING	BRASS	
BINDING SCREWS	BRASS	
GR. HEX HD. BIND. SCR'S	BRASS	GREEN
BLADES	BRASS	
BODY	NYLON	NATURAL
BLADE HOLDER	NYLON	NATURAL

NOTE:
 ON "CM" DEVICES, STEEL PARTS ARE MADE OF BRASS OR STAINLESS STEEL AND ALL BRASS PARTS ARE .0003 NICKEL PLATED.

1 REDRAWN ON CAD ON UPDATED FORMAT. ADDED NOTES 1 & 2. DUAL DIM.'S, AND "HBL" TO CAT. NO.'S. REMOVED ALL 2200 SERIES CAT. NO.'S. TAMPER RESISTANT TORX HEAD SCREWS WERE STRAIGHT BLADE. "SEE TABLE" WAS "SEE CHART". IN LIST OF PARTS, WIRE CLAMPS WERE ZINC PLATED; BINDING PLATE CONTACT SPRING AND INNER SPRING WERE BRONZE. 3.06 DIM. WAS 3-¹/₁₆ ¹/₁₆. SUPERSEDES DRAWING

DJP

SYM	REVISIONS	APP	DATE

THE DESIGN AND DIMENSIONS OF THE PRODUCT SHOWN ON THIS DRAWING ARE SUBJECT TO CHANGE WITHOUT NOTICE

TITLE
 ADAPTERS

TOLERANCES UNLESS OTHERWISE SPECIFIED	WIRING DEVICE--KELLEMS HUBBELL INCORPORATED BRIDGEPORT, CT	
FRACTIONS ±1/64	DR. BY C/JG	APP. BY DJP
DECIMALS ±.005	TR. BY J/MN	SCALE FULL
ANGLES ±2°	CHK'D BY DJP	

DIMENSION SHEET FOR CAT. NO. SEE TABLE
 REPAIRABLE NON-REPAIRABLE
 B
 M-5875
 1

CODE 74545