

Fiberglass Bottomkote® Aqua

Antifouling

General Purpose Antifouling



PRODUCT DESCRIPTION

Fiberglass Bottomkote® Aqua provides a colorfast, durable finish that will give premium protection from algae, slime, barnacles, zebra mussels and other forms of fouling. The low VOC, low odor formula of Fiberglass Bottomkote® Aqua is fast drying and has the added benefits of easy clean up with soap and water. Fiberglass Bottomkote® Aqua is for use on either cruising or performance boats, and for those who want a little extra speed, the surface can be wet-sanded to provide a smooth racing finish with less drag.

PRODUCT INFORMATION

Color	YBA549-Red, YBA559-Green, YBA569-Blue, YBA579-Black
Finish	Matte
Specific Gravity	2.05
Volume Solids	37%
Typical Shelf Life	2 yrs
VOC (As Supplied)	51 g/lit (150 g/lit EPA Method 24)
Unit Size	1 US Gallon, 3 US Gallon (black only), 1 US Quart (Blue and Black only)

DRYING/OVERCOATING INFORMATION

	Drying							
	41°F (5°C)		59°F (15°C)		73°F (23°C)		95°F (35°C)	
Immersion	48 hrs		8 hrs		6 hrs		6 hrs	
Touch Dry [ISO]	3 hrs		1.5 hrs		1.5 hrs		30 mins	

	Overcoating							
	Substrate Temperature							
Overcoated By	41°F (5°C)		59°F (15°C)		73°F (23°C)		95°F (35°C)	
	Min	Max	Min	Max	Min	Max	Min	Max
Fiberglass Bottomkote® Aqua	24 hrs	ext	5 hrs	ext	4 hrs	ext	2 hrs	ext

APPLICATION AND USE

Preparation

PREVIOUSLY PAINTED SURFACES

In Good Condition Remove old flaking paint. Wet sand with 80 grade (grit) paper. Rinse with fresh water and allow to dry. For additional information consult the Interlux Antifouling Compatibility Chart.

In Poor Condition Remove antifouling paint in poor condition with Interstrip 299E.

BARE FIBERGLASS (POLYESTER OR VINYLESTER) OR EPOXY Scrub the surface thoroughly with soap and water using a stiff brush. Apply Fiberglass Surface Prep YMA601V with a 3/8" nap roller on surface to be dewaxed, work in 10x10 foot areas. Ensure YMA601V is removed before drying. Scrub Fiberglass Surface Prep YMA601V using a 3M Doodlebug™ and a brown Scotch-Brite® pad. Once all areas have been thoroughly scrubbed, use wet rags or spray down with high pressure rinse to remove all traces of Fiberglass Surface Prep YMA601V. Change rags frequently. Wipe down with clean cloths. Repeat the cleaning process until water no longer beads. Surface must be clean and dry prior to application of Fiberglass Bottomkote® Aqua. See the Simple No Sand System Technical Bulletin for more information.

BARE FIBERGLASS

Simple No Sand System Prepare surface as described above. Apply the Fiberglass Bottomkote® Aqua within 4 hours of cleaning. If this time is exceeded, rinse with fresh water and allow to dry. If exceeding 2 months between de-waxing and painting, repeat cleaning prior to application of Fiberglass Bottomkote® Aqua.

Simple Inflatable Boat System Prepare the hull as above, for Bare Fiberglass. Apply 1st coat of Fiberglass Bottomkote® Aqua when the surface is dry.

BARE WOOD It is essential to remove all contaminants from the surface prior to sanding and overcoating. Sand with 80 grade (grit) paper. Clean with Special Thinner 216. Repair any defects with Watertite Epoxy Filler. Lightly sand and wipe clean. Surface must be free from all contamination. Fill seams, if necessary, with Seam Compound Brown 30. Apply first coat of Fiberglass Bottomkote® Aqua thinned with clean water (do not add more than 10% by volume).

UNDERWATER METALS All substrates must be primed, clean and dry. All preparation for bare substrates is covered on the appropriate primer labels. Contact Interlux® for further details.

Method

Do not apply thin coats. If during application the brush pulls or the roller drags, add small increments of water to improve handling (do not add more than 10% by volume). Apply 2 coats for full protection.

BARE WOOD: Apply 3 coats of Fiberglass Bottomkote® Aqua.

Hints

Thinner Water

Thinning Thin only if necessary. Thin no more than 10%.

Fiberglass Bottomkote® Aqua

Antifouling

General Purpose Antifouling



TRANSPORTATION, STORAGE AND SAFETY INFORMATION

Storage

GENERAL INFORMATION:

Exposure to air and extremes of temperature should be avoided. For the full shelf life of Fiberglass Bottomkote® Aqua to be realised ensure that between use the container is firmly closed and the temperature is between 5°C/41°F and 35°C/95°F. Keep out of direct sunlight.

Protect from freezing at all times during storage. Mixed paint should not be stored under any circumstances.

TRANSPORTATION:

The product should be kept in securely closed containers during transport and storage.

Safety

GENERAL:

Read the label safety section for Health and Safety Information, also available from our Technical Help Line.

Do not discard tins or pour paint into water courses, use the facilities provided. It is best to allow paints to harden before disposal.

DISPOSAL:

Remainders of Fiberglass Bottomkote® Aqua cannot be disposed of through the municipal waste route or dumped without permit. Disposal of remainders must be arranged for in consultation with the authorities.

IMPORTANT NOTES

The information given in this sheet is not intended to be exhaustive. Any person using the product without first making further written enquiries as to the suitability of the product for the intended purpose does so at their own risk and we can accept no responsibility for the performance of the product or for any loss or damage (other than death or personal injury resulting from negligence) arising out of such use. The information contained in this sheet is liable to modification from time to time in the light of experience and our policy of continuous product development.

Simple Antifouling System for Inflatable Boats

APPLICATION PROCEDURE FOR NEW OR PREVIOUSLY UNPAINTED HULLS INCLUDING HYPALON AND PVC SUBSTRATES



Ensure you are using the proper personal protective equipment (PPE).

Phase I: Preparation & Cleaning



1. Wipe down dust and residue on hull with dry rags on entire surface being painted.



2. Mask off waterline and other areas with 3M™ blue masking tape.



3. Apply Fiberglass Surface Prep YMA601 with 3/8" nap roller on entire surface to be dewaxed. Work in small areas to ensure product is removed before drying.



4. Scrub with Fiberglass Surface Prep YMA601 with a maroon Scotch-Brite™ pad.



5. Rinse down with fresh water OR use wet rags to remove all traces of Fiberglass Surface Prep YMA601. Change rags frequently



6. Verify that the surface is clean by spraying with water and checking for water beading. If the water beads up clean again.



7. Apply Fiberglass Bottomkote Aqua when surface is dry.

Phase II: Application of Antifouling



8. Stir the appropriate volume of Fiberglass Bottomkote® Aqua antifouling.



9. Apply the Fiberglass Bottomkote Aqua within 4 hours after surface is dry.



10. Apply 2 full coats by brush or 3/8" nap roller at 5 mils wet film thickness. Be careful not to over apply as this can affect color stability of subsequent coats.




11. Follow the Dry Time Chart below for overcoating and launch times



Fiberglass Bottomkote Aqua Drying Information

Dry Times	Overcoat	Launch
41°F	24 hrs	48 hrs
59°F	5 hrs	8 hrs
73°F	4 hrs	6 hrs
95°F	2 hrs	6 hrs



Versatility, Value and Powerful Protection



YBA579

AkzoNobel

Fiberglass Bottomkote® Aqua Multi-Seasonal Waterbased Antifouling

Fiberglass Bottomkote Aqua delivers the versatility, value and powerful protection you demand from a multi-seasonal antifouling. That's why it's the paint of choice for new Sea Ray® and Meridian® boats.

- **Multi-seasonal** – For both continuous in-water use, and haul and re-launch application
- **Versatility** – Power, sail, racing bottoms, inflatables, trailer or rack stored boats – in all waters
- **Simple No Sand System** – For bare gelcoat and inflatable applications, at a reduced cost and time*
*When compared to traditional no sand priming systems.
- **Paint Indoors and Outdoors** – Low odor
- **Easy Clean-up** – Soap and water
- **Indefinite Launch Time** – Paint and launch on your schedule
- **Thin Film** – Delivers powerful protection without the build up (see images A & B, below)



Red YBA549




Blue YBA569



Black YBA579




Green YBA559



Cross section of 2 coats of Fiberglass Bottomkote Aqua

As you can see, the red is copper - it is densely packed into the paint film delivering maximum protection with less copper and build-up than traditional competitive products. (Applied at 3.6 mils WFT/coat.)



Cross section of 2 coats of *competitive* Hard High Copper Antifouling

The thicker coating forms a greater leach layer making it harder for copper to be released over time, affecting performance. (Applied at manufacturers specification.)

Interlux[®] Water-based Antifouling Products

For professional and DIY boat owners



About Us

Interlux is North America's leading supplier of yacht paint solutions that protect and enhance a yacht's performance. Our range of water-based antifouling products are for both professionals and DIY boat owners, and are developed with performance, protection and the environment in mind. Using the latest in water-based technology, Interlux's products minimize harm to marine life and vegetation, and maximize protection where it is most needed.

Our experts are available to offer free help and advice for all your maintenance questions so you can be confident in selecting the right water-based products for your boat.

Micron[®] WA

Micron WA (Water-Activated) is the exciting **NEW** addition to Interlux's industry leading Micron product range. It is a showcase antifouling paint that offers long-lasting, multi-seasonal protection in a water-based formulation. Micron WA combines powerful antifouling performance while reducing impact on the environment; leaving a smooth, clean hull. Ideal for cruise, power and sail boats and suitable for all waters.



- Micron Antifouling Technology: long-lasting, multi-season, controlled polishing, and proven performance.
- Delivers a smooth surface which polishes in the water
- Fast drying time for year-round use
- Easy to apply and with low odor and VOC omissions
- Compatible with most antifouling paints.
- Ideal for cruise, power and sailing boats
- Suitable for use in all waters; salt, brackish and fresh waters

Aqua-One

Aqua-One Performance Ablative is the water-based ablatives which delivers strong protection for all areas. The ablatives action wears away slowly and self-polishes keeping barnacles, slime and other crustaceans from attaching themselves to the bottom or side of the boat. With minimal build-up, there is less sanding required between applications. Aqua-One can be used on power and sail boats with fiberglass, wood and primed metal boat hulls.



- Powerful, seasonal antifouling protection
- Compatible with most antifouling paints
- Easy to apply with brush or roller, paint indoors and outdoors as low odor and fumes
- Low V.O.C.s which limit solvent emission into the atmosphere, and fast drying with an indefinite launch window
- Suitable for power and sailboats in all waters
- Cost effective pack size options

Fiberglass Bottomkote® Aqua

Fiberglass Bottomkote Aqua delivers multi-seasonal versatility, value, and powerful antifouling protection. It provides premium protection from algae, slime, barnacles, zebra mussels and other forms of fouling. It is the preferred choice for new Sea Ray® and Meridian® boats.



- High performance antifouling that provides an exceptionally smooth finish, reduces drag and coefficient of friction
- Multi-seasonal use in all waters, for both continuous in-water use, and haul and re-launch application
- Low V.O.C.s which limit solvent emission into the atmosphere, fast drying and can be used indoors or outside
- Suitable for power, sail, racing bottoms, inflatables, trailer or rack stored boats
- Easy clean up with soap and water

Learn more about marine paints and varnishes we have.