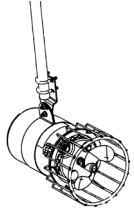


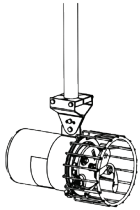
## MOUNTING OPTIONS

### Universal Mount



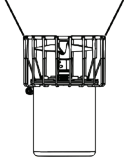
Adjustable angle and depth options. Uses a 1 in. (25 mm) nominal threaded or unthreaded pipe, supplied by customer. Simple Swivel bracket allows unit to rotate and direct water flow to desired area.

### Industrial Mount




Adjustable angle and depth options. Suitable in areas where there may be moving ice or strong currents. Uses a 1.5 in. (40 mm) nominal threaded or unthreaded pipe, customer supplied. Simple Swivel bracket allows unit to rotate and direct water flow to desired area.

### Suspended Operation



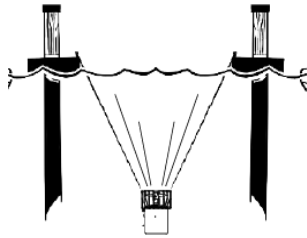
Each unit comes standard with (2) 20 ft. mooring ropes for easy operation.

## INSTALLATION OPTIONS



### Angled Installation

Angled installation creates oblong shaped opening at surface of ice.



### Vertical Installation

Vertical installation creates a circular shaped opening at surface of ice.



© 2021 Kasco Marine, Inc.

# Kasco®

MOVING WATER FORWARD, SINCE 1968



## DE-ICERS

Preventing Ice Damage  
for Over 50 years

#1 SELLING DE-ICER IN THE WORLD



# DE-ICER PRODUCT AND SIZING GUIDES

Use the tables below to determine your de-icer unit size.

MODEL (60Hz)	SIZE	VOLTAGE	AMPS	THRUST
2400D	1/2HP	120V	5.4	31 LB
3400D	3/4HP	120V	6.6	37 LB
3400HD	3/4HP	208-240V	3.1	37 LB
4400D	1HP	120V	9.1	42 LB
4400HD	1HP	208-240V	4.5	42 LB

## KASCO DE-ICERS



### Protect Your Water-front from Ice Damage

De-icers push warm bottom water to the surface creating an ice-free area of protection around your boat, dock, pier, or other water-front property. They help protect fish and aquatic species by allowing for open areas where oxygen can enter the water.

- Include (2) 20 ft. suspension ropes
- Offered as 120V (60Hz), 208-240V (60Hz), or 220-240V (50Hz)
- 60Hz units are ETL Listed to CSA and UL Standards
- 50Hz units are approved to CE standards

**HP** 1/2, 3/4, & 1HP AVAILABLE

### OUTPERFORMS THE COMPETITION

Kasco De-icers create more thrust than any other competitor. More thrust means more open water to better protect your property.

Choose which temperature best describes your application and which mounting orientation you need.

AIR TEMPERATURE: 34° to 20° F (-1° to 6.5° C)			
ANGLED ORIENTATION		VERTICAL ORIENTATION	
HP	Open Water	HP	Open Water
1/2HP	30 ft. x 100 ft. (9 m x 30.5 m)	1/2HP	65 ft. (20 m)
3/4HP	35 ft. x 120 ft. (11 m x 36.5 m)	3/4HP	85 ft. (26 m)
1HP	40 ft. x 150 ft. (12 m x 46 m)	1HP	90 ft. (27.5 m)

AIR TEMPERATURE: 19° to 0° F (-7° to -18° C)			
ANGLED ORIENTATION		VERTICAL ORIENTATION	
HP	Open Water	HP	Open Water
1/2HP	25 ft. x 60 ft. (7 m x 18 m)	1/2HP	50 ft. (15 m)
3/4HP	30 ft. x 80 ft. (9 m x 24 m)	3/4HP	70 ft. (21 m)
1HP	35 ft. x 90 ft. (11 m x 27.5 m)	1HP	80 ft. (24 m)

AIR TEMPERATURE: -1° to -20° F (-19° to -29° C)			
ANGLED ORIENTATION		VERTICAL ORIENTATION	
HP	Open Water	HP	Open Water
1/2HP	25 ft. x 55 ft. (7 m x 17 m)	1/2 HP	35 ft. (11 m)
3/4HP	30 ft. x 75 ft. (9 m x 23 m)	3/4 HP	50 ft. (15 m)
1HP	35 ft. x 85 ft. (11 m x 26 m)	1 HP	65 ft. (m)

AIR TEMPERATURE: BELOW -20° F (-29° C)			
ANGLED ORIENTATION		VERTICAL ORIENTATION	
HP	Open Water	HP	Open Water
1/2HP	20 ft. x 40 ft. (6 m x 12 m)	1/2HP	30 ft. (9 m)
3/4HP	25 ft. x 50 ft. (7 m x 15 m)	3/4HP	45 ft. (11 m)
1HP	30 ft. x 60 ft. (9 m x 18 m)	1HP	55 ft. (17 m)

## CONTROL PANELS



### C-10 Thermostat Control Panel

The C-10 controller uses an adjustable air temperature thermostat to turn the de-icer on or off when the temperature reaches a set point.



### C-20 Time & Temperature Control Panel

The C-20 time and temperature controller allows you to determine at what temperature and time of day the de-icer turns on.

Discover other anchors & docking on our website.