



BLU SERIES

Sealed Lead-Acid Power Cell

Absorbant Glass Mat (AGM) technology for superior performance. Valve regulated, spill proof construction allows safe operation in any position. Approved for transport by air. D.O.T., I.A.T.A., F.A.A. and C.A.B. certified. U.L. recognized under file number MH 20567.

UPG No. 40930

HC16V-BLU

GROUP SIZE 24



Due to continuous improvements to our products, product may vary slightly from depiction.

Specification

Nominal Voltage	16 / 12 volts		
Nominal Capacity	77° F (25° C)		
20-hr. (3.00A)	60.0 Ah		
10-hr. (5.58A)	55.8 Ah		
5-hr. (10.2A)	51.0 Ah		
1-hr. (36.0A)	36.0 Ah		
Max. Wattage	1600 W		
Approximate Weight	50.7 lbs (23.0 kg)		
Internal Resistance (approx.)	11mΩ		
Shelf Life (% of normal capacity at 77° F (25° C))			
3 Months	6 Months	12 Months	
91%	82%	64%	
Temperature Dependency of Capacity	(20 hour rate)		
104° F	77° F	32° F	5° F
102%	100%	85%	65%
AGM Operational Temperature			
Charge	0°C to 40°C		
Discharge	-15°C to 45°C		
AGM Storage Temperature	-15°C to 40°C		

Charge Method (Constant Voltage)

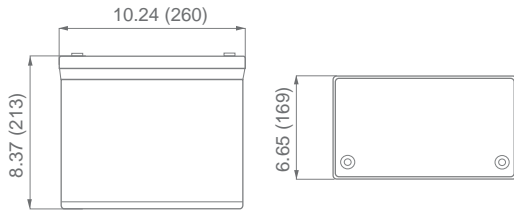
Cycle Use (Repeating Use)

Initial Current	15.0 A or smaller
Control Voltage	19.5-19.73 V

Float Use

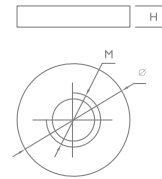
Control Voltage	18.13-18.4 V
-----------------	--------------

Physical Dimensions: in (mm)



L: 10.24 in (260 mm)
W: 6.65 in (169 mm)
H: 8.37 in (213 mm)
 Tolerances are +/- 0.04 in. (+/- 1mm) and +/- 0.08 in. (+/- 2mm) for height dimensions. All data subject to change without notice.

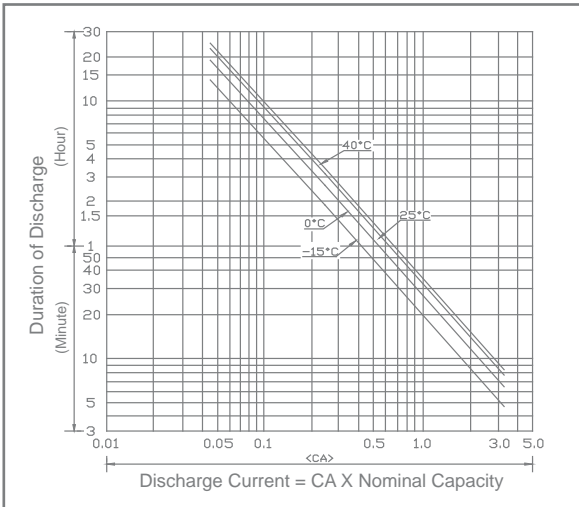
TERMINALS (Internal Thread 3/8")



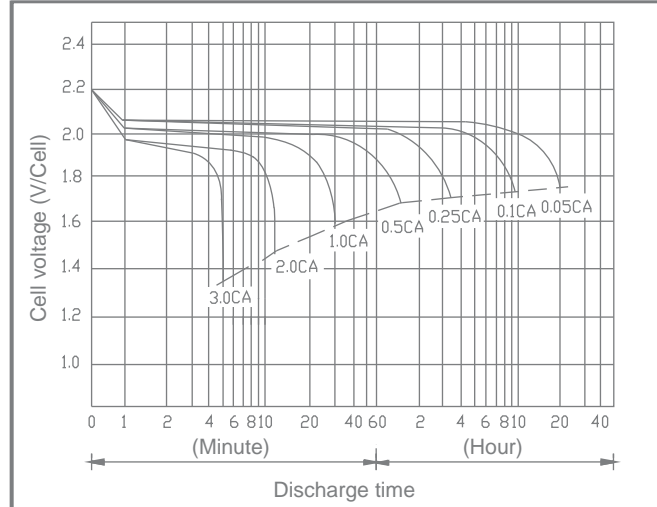
Type	Dimension	M	Ø	H
Internal Thread		7.88 mm .312 in	15.8 mm 0.62 in	3.68 mm 0.14 in

Polarity
Positive on Left

DISCHARGE TIME VS. DISCHARGE CURRENT



DISCHARGE CHARACTERISTICS



All specifications are subject to change without notice.





BLU SERIES

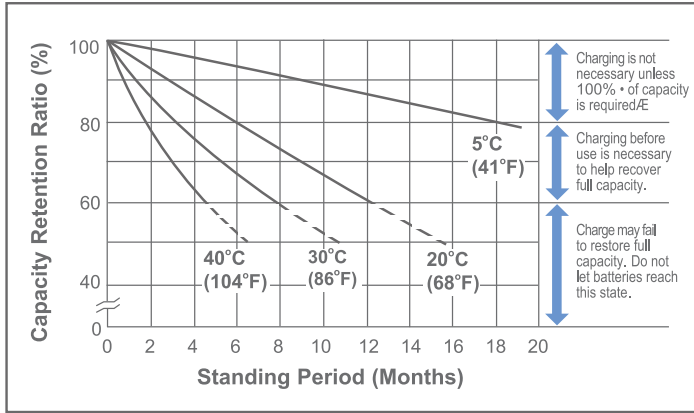
Sealed Lead-Acid Power Cell

UPG No. 40930

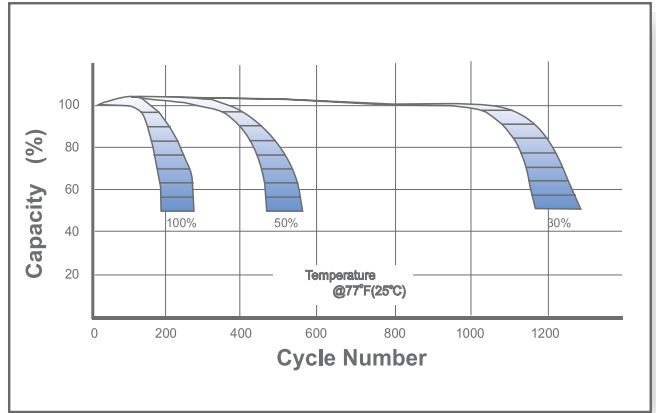
HC16V-BLU

GROUP SIZE 24

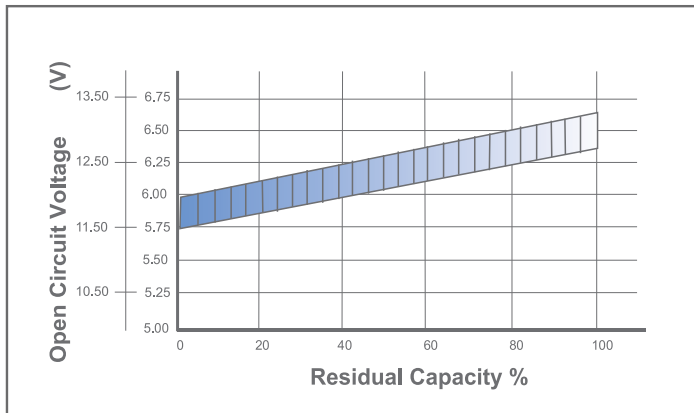
SHELF LIFE & STORAGE



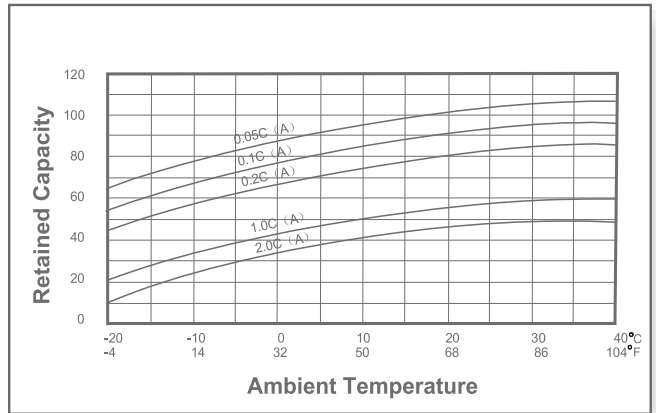
CYCLE LIFE VS DEPTH OF DISCHARGE



OPEN CIRCUIT VOLTAGE VS RESIDUAL CAPACITY



EFFECT OF TEMPERATURE ON CAPACITY



CHARGE CURRENT & FINAL DISCHARGE VOLTAGE

Application	Charge Voltage(V/Cell)			Max.Charge Current	Final Discharge Voltage V/Cell	Discharge Current(A)	Final Discharge Voltage V/Cell	Discharge Current(A)	Final Discharge Voltage V/Cell	Discharge Current(A)
	Temperature	Set Point	Allowable Range							
Cycle Use	25°C(77°F)	2.45	2.43~2.47	0.30C	1.75	0.2C>(A)	1.70	0.2C<(A)<0.5C	1.60	0.5C<(A)<1.0C
Standby	25°C(77°F)	2.28	2.27~2.30		1.30	>1.0C				

