



# BLU SERIES

UPG No. 40929

# HC3800-BLU

## Sealed Lead-Acid Power Cell

Absorbant Glass Mat (AGM) technology for superior performance. Valve regulated, spill proof construction allows safe operation in any position. Approved for transport by air. D.O.T., I.A.T.A., F.A.A. and C.A.B. certified. U.L. recognized under file number MH 20567.

### Specification

<b>Nominal Voltage</b>	12 volts		
<b>Nominal Capacity</b>	77° F (25° C)		
20-hr. (6.75A)	135 Ah		
10-hr. (12.5A)	125 Ah		
5-hr. (23.0A)	115 Ah		
1-hr. (81.0A)	81.0 Ah		
<b>Max. Wattage</b>	3800 W		
<b>Approximate Weight</b>	87.1 lbs (39.5 kg)		
<b>Internal Resistance (approx.)</b>	4mΩ		
<b>Shelf Life</b> (% of normal capacity at 77° F (25° C))			
3 Months	6 Months	12 Months	
91%	82%	64%	
<b>Temperature Dependency of Capacity</b>	(20 hour rate)		
104° F	77° F	32° F	5° F
102%	100%	85%	65%
<b>AGM Operational Temperature</b>			
Charge	0°C to 40°C		
Discharge	-15°C to 45°C		
<b>AGM Storage Temperature</b>	-15°C to 40°C		



Due to continuous improvements to our products, product may vary slightly from depiction.

### Charge Method (Constant Voltage)

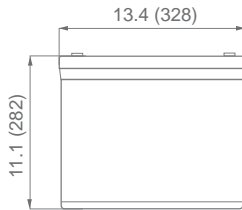
### Cycle Use (Repeating Use)

Initial Current	40.0 A or smaller
Control Voltage	14.6-14.8 V

### Float Use

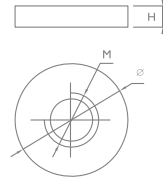
Control Voltage	13.6-13.8 V
-----------------	-------------

### Physical Dimensions: in (mm)



**L:** 13.4 in (340 mm)  
**W:** 6.81 in (173 mm)  
**H:** 11.1 in (282 mm)  
 Tolerances are +/- 0.04 in. (+/- 1mm) and +/- 0.08 in. (+/- 2mm) for height dimensions. All data subject to change without notice.

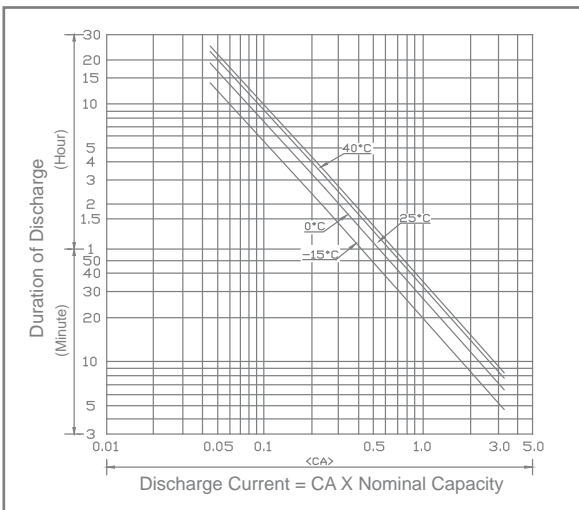
### TERMINALS (Internal Thread 3/8")



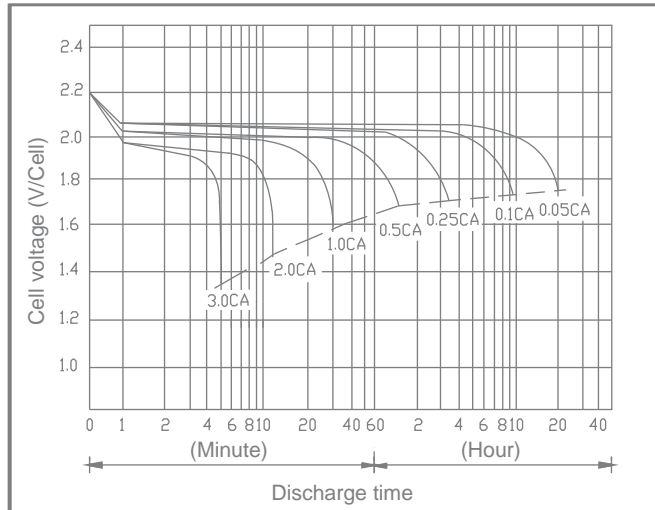
Type	Dimension	M	∅	H
Internal Thread		7.88 mm .312 in	15.8 mm 0.62 in	3.68 mm 0.14 in

**Polarity**  
Positive on Left

### DISCHARGE TIME VS. DISCHARGE CURRENT



### DISCHARGE CHARACTERISTICS



All specifications are subject to change without notice.





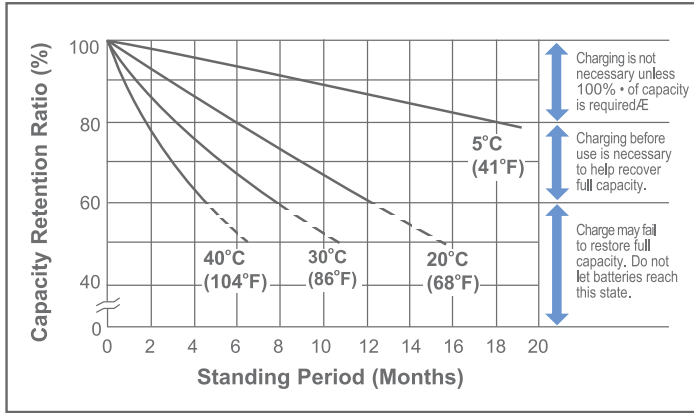
# BLU SERIES

Sealed Lead-Acid Power Cell

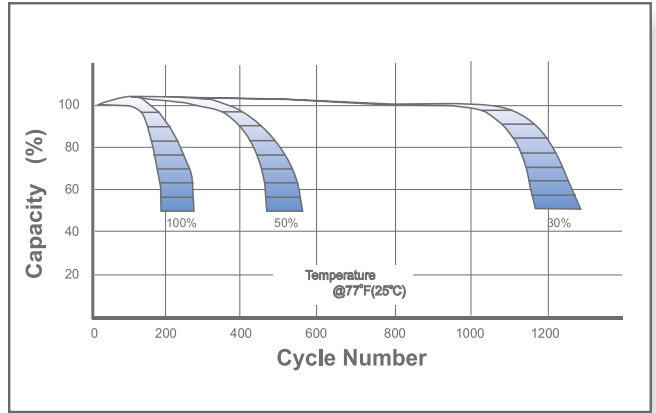
UPG No. 40929

# HC3800-BLU

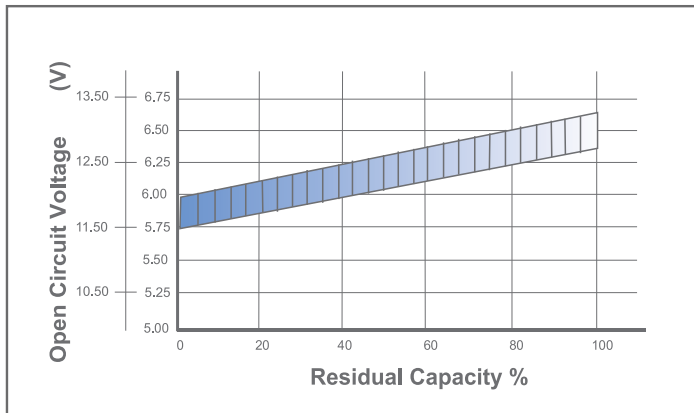
## SHELF LIFE & STORAGE



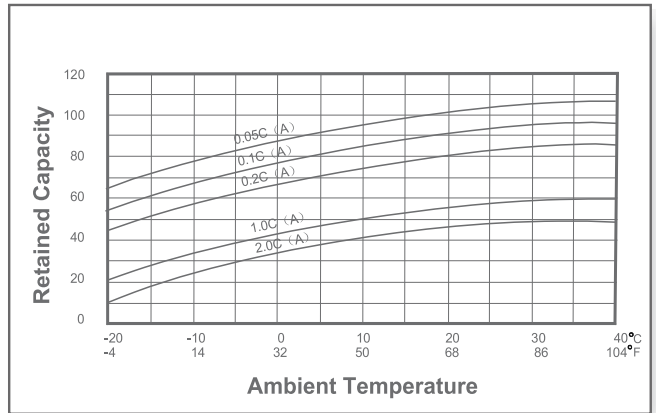
## CYCLE LIFE VS DEPTH OF DISCHARGE



## OPEN CIRCUIT VOLTAGE VS RESIDUAL CAPACITY



## EFFECT OF TEMPERATURE ON CAPACITY



## CHARGE CURRENT & FINAL DISCHARGE VOLTAGE

Application	Charge Voltage(V/Cell)			Max.Charge Current	Final Discharge Voltage V/Cell	Discharge Current(A)	Final Discharge Voltage V/Cell	Discharge Current(A)	Final Discharge Voltage V/Cell	Discharge Current(A)
	Temperature	Set Point	Allowable Range							
Cycle Use	25°C(77°F)	2.45	2.43~2.47	0.30C	1.75	0.2C>(A)	1.70	0.2C<(A)<0.5C	1.60	0.5C<(A)<1.0C
Standby	25°C(77°F)	2.28	2.27~2.30		1.30	>1.0C				

