

MAGMA[®]

MARINE & OUTDOOR PRODUCT CATALOG



The World's Greatest Grills on Land or Sea

MARINE GRILLS



Mounts & serving shelves sold separately, fuel canisters not included

Newport II Infrared Gas Grill

Grill area: 162 sq in (1045 sq cm)
9 x 18 in (22.9 x 45.7 cm)

A10-918-2GS

Catalina II Infrared Gas Grill

Grill area: 315 sq in (2032 sq cm)
Primary: 12 x 18 in (30.5 x 45.7 cm)
Secondary: 5-1/2 x 18 in (14 x 45.7 cm)

A10-1218-2GS (shown)

Monterey II Infrared Gas Grill

Grill area: 420 sq in (2710 sq cm)
Primary: 12 x 24 in (30.5 x 61 cm)
Secondary: 5-1/2 x 24 in (14 x 61 cm)

A10-1225-2GS

Our top-of-the-line Infrared Grills are finely crafted with a beautiful and elegant design. Built to perform in difficult, windy conditions, these grills feature a glass viewing window, the latest combustion system, and an electronic pulse ignition system.

Magma's "Anti-Flare" Infrared Technology produces intense, evenly distributed heat and immediately emulsifies drippings giving your meal a great smoky flavor. Constructed of 100% 18-9 mirror-polished, marine-grade stainless steel to withstand the harshest of environments. The primary and secondary grilling surfaces give you the option of searing, slow cooking, or warming. The swiveling control valve/regulator, designed for 1-lb disposable propane canisters, allows for quick, safe fuel canister exchanges. All Magma gas grills easily adapt to existing onboard propane (LPG) or natural gas (CNG) fuel systems with one of our optional control valves.



- 1 **Ultra-High Temp Glass Viewing Window**
- 2 **Completely Redesigned Combustion System**
• Won't blow out in windy conditions
- 3 **Advanced Electronic Pulse Ignition System**
• Lights the first time, every time
- 4 **Infrared Radiant Screens** • Intense, even heat for searing • Reduces flare-ups • Eliminates blowouts
- 5 **Stainless-Steel Hermetically Sealed Thermometer**
- 6 **Perfectly Balanced Lockable Lid** • Won't slam shut • Secures all inner components for transport
- 7 **Full, Double Lined Lower Safety Shell** • Funnels grease into front access grease tray reducing flare-up & heat discoloration.
- 8 **Sectional Grill Grates** • Durable Stainless Steel • Fits nicely in sinks or dishwashers
- 9 **Warming Rack/Secondary Grilling Area** • For slow grilling or warming (Catalina and Monterey models only)
- 10 **Stainless-Steel Dual Element Infrared Radiant Plate**
• Infrared technology • High, even radiant heat • Higher heat with less fuel • Easy to clean
- 11 **Turbo Burner Design** • Durable Stainless Steel • Anti-blowout • High, even heat • Premixes air and fuel for a consistently hot, blue flame
- 12 **Integrated Fold-Away Legs** • For onshore use • Completely hidden and out of the way when not in use
- 13 **Front Access, Lock-In-Place Grease Tray**
- 14 **Swiveling Control Valve/Regulator**
• Allows quick, safe canister exchanges while grilling

The Magma *Infrared* Advantage

Stainless Steel Grill Grates

- Durable stainless steel
- Easy to clean

Infrared, Anti-Flare, Anti-Blowout Technology

- Infrared technology
- Stainless steel anti-flare, anti-blowout screens
- No liquid grease
- Vaporizes drippings, adds BBQ smoke flavor to foods

Stainless Steel Turbo Burner

- Durable Stainless Steel
- Anti-blowout turbo design
- High even heat
- Premixes air & propane for consistently hot blue flame

Dual Element Infrared Radiant Plate

- Infrared technology
- High even radiant heat
- Higher heat, less fuel


MARINE GRILLS



Mounts & serving shelves
sold separately,
fuel canisters not included



Newport II Gas Grill

Grill area: 9 x 18 in (23 x 46 cm)
162 sq in (1045 sq. cm)
A10-918-2 (shown )

Catalina II Gas Grill

Grill area: 12 x 18 in (30 x 46 cm)
315 sq in (2032 sq cm)
A10-1218-2

Monterey II Gas Grill

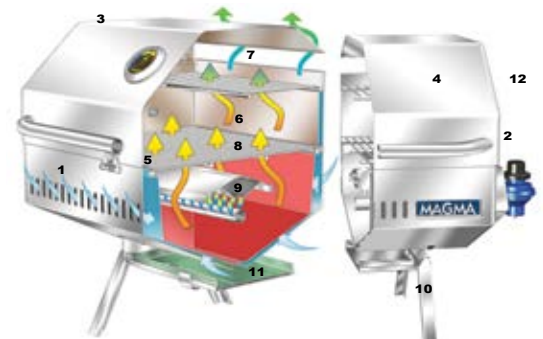
Grill area: 12 x 24 in (30 x 61 cm)
420 sq in (1045 sq cm)
A10-1225-2

Your grilling experience will be greatly enhanced with our completely redesigned, finely crafted, and always ready for action Classic Grills. Their beautiful, elegant design, with no sharp edges, new combustion system and electronic pulse ignition system is designed to perform in the most difficult windy conditions.

Constructed in the USA of 100% 18-9 mirror-polished marine grade stainless steel to withstand even the harshest of environments. The primary and secondary grilling surfaces give you the option of searing, slow cooking, or warming. The swiveling control valve/regulator, designed for 1 lb disposable propane canisters, allows for quick, safe fuel canister exchanges. All Magma gas grills can easily adapt to existing on-board propane (LPG) or natural gas (CNG) fuel systems with one of our optional control valves.



- 1 New Completely Redesigned Combustion System**
 - Won't blow out in windy conditions
- 2 New Advanced Electronic Pulse Ignition System**
 - Lights first time, every time
- 3 Stainless-Steel Hermetically Sealed Thermometer**
- 4 Perfectly Balanced Lockable Lid**
 - Won't slam shut
 - Secures all inner components for transport
- 5 Full Double Lined Lower Safety Shell**
 - Funnels grease into front access grease tray reducing flare-up & heat discoloration.
- 6 Sectional Grill Grates**
 - Durable Stainless Steel
 - Fit nicely in sinks or dishwashers
- 7 Warming Rack/Secondary Grilling Area**
 - For slow grilling or warming (Catalina and Monterey models only)
- 8 Stainless-Steel Dual Element Infrared Radiant Plate**
 - Infrared technology • High even radiant heat • Higher heat with less fuel • Easy to clean
- 9 Turbo Burner Design Durable Stainless Steel**
 - Anti-blowout • High even heat • Premixes air and fuel for consistently hot, blue flame
- 10 Integrated Fold-Away Legs**
 - For on-shore use
 - Completely hidden and out of the way when not in use
- 11 Front Access, Lock-In-Place Grease Tray**
- 12 Swiveling Control Valve/Regulator**
 - Allows quick, safe canister exchanges while grilling



MARINE GRILLS



Mounts & serving shelves
sold separately,
fuel canisters not included




- 1 100% 18-9 Mirror-Polished Stainless Steel**
 - For lasting beauty and superior corrosion resistance
- 2 Integrated Fold-Away Legs**
 - For onshore use
 - Completely hidden and out of the way when not in use
- 3 Inner Safety Shell**
 - Funnels grease into front access grease tray reducing flare-ups and heat discoloration
- 4 Perfectly Balanced Lockable Lid**
 - Won't slam shut
 - Secures all inner components for transport
- 5 Stainless-Steel Radiant Plate**
 - Convenient snap-out plate, allows quick, easy clean up
 - Creates perfectly even heat distribution
- 6 Turbo Burner Design**
 - Durable stainless steel
 - Anti-blowout
 - High even heat
 - Premixes air and fuel for consistently hot, blue flame
- 7 Sectional Grill Grates**
 - Durable stainless steel
 - Fit nicely in sinks or dishwashers
- 8 Front Access, Lock-In-Place Grease Tray**
- 9 Swiveling Control/Valve Regulator**
 - Allows quick, safe canister exchanges while grilling



The Magma Advantage

ChefsMate Gas Grill

Grill area: 9 x 18 in (22.9 x 45.7 cm)
162 sq in (1045 sq cm)
A10-803 (shown )


Trailmate Gas Grill

Grill area: 9 x 12 in (22.9x30.5 cm)
108 sq in (697sq cm)
A10-801

Meticulous attention to even the smallest details creates the finest value grills available. Wind tested for perfectly even heat distribution; these grills offer the cooking performance usually only found in large, costly backyard grills. Easily transported, the fold-away legs are out of the way onboard, but readily available for that quick picnic on shore. The snap out radiant plate provides easy access for clean up yet allows the flame-kissed flavor for memorable meals aboard or ashore.

Designed for beauty and performance, these grills are constructed flawlessly for years of dependable use. The swiveling control valve/regulator, designed to use 1-lb disposable propane fuel canisters, allows for quick, safe fuel canister exchanges or easily adapt grills to existing onboard, low-pressure propane (LPG) or natural gas (CNG) fuel systems.

Cabo Gas Grill

Grill area: 9 x 18 in (22.9x45.7cm)
162 sq in (1045 sq cm)
A10-703 (shown )

Designed for today's boater who doesn't want to substitute quality for cost. The Cabo is made entirely of 18-9 mirror polished marine grade stainless steel. Manufactured with the same quality you've come to expect from all Magma products, this gas grill's features include an oversized balanced lockable lid with draw tight latch, durable heat resistant all weather plastic handle with air cooled supports, fold-away table top legs, locking grease tray with access from either side of the grill, and a convenient snap-out radiant plate assembly for even heat distribution. The Cabo truly is a go-anywhere grill to enhance all your outdoor adventures.



Mounts & serving shelves
sold separately,
fuel canisters not included



OUTDOOR GRILLS



Serving Shelf and Fuel Canister Sold Separately

Baja Gas Grill

Grill area: 162 sq in (1045 sq. cm)
9 x 18 in (22.9 x 45.7 cm)
C10-603T

The BAJA™ Gas Grill by Magma is perfect for large groups, family picnics, camping, RV'ing, or tailgating at the big game. This grill's features include: 100% mirror polished stainless steel construction to withstand even the harshest environments, an efficiency designed combustion system that keeps the grill lit even in heavy winds and an electronic pulse ignition system that lights the first time, every time ("AAA" battery included). This grill has been equipped with fold-away tabletop legs and a hermetically sealed grilling thermometer. The swiveling control valve/regulator allows for quick, safe 1-lb fuel canister exchanges or easily adapts to larger propane tanks, natural gas, or existing low pressure propane (LPG) and natural gas (CNG) fuel systems. Highly fuel efficient, this grill's compact design, light weight, and large selection of accessories, make it the perfect addition to enhance all of your outdoor adventures.

The smaller relative of the BAJA™, the MESQUITE™ (shown right) is a full-service grill built into a compact, portable package. This grill boasts the same features and quality engineering as our larger models, all packed into a 9" x 12" grill surface. We don't compromise quality for size. Feed the whole family with the MESQUITE™ Traveler Series Gas Grill.



MESQUITE Gas Grill

Grill area: 108 sq in (697 sq. cm)
9 x 12 in (22.9 x 30.5 cm)
C10-601T



Serving Shelf and Fuel Canister Sold Separately




- 1 Large Locking Lid for Grilling Large Items**
 - Secures internal components in-place for transport
- 2 Hermetically Sealed Stainless-Steel Thermometer**
- 3 Full-length Stainless-Steel Handle**
- 4 Stainless-Steel Grill Grates**
 - Baja™ (3), MESQUITE™ (2)
- 5 Easily Removable Radiant Plate**
 - Perfect even heat distribution and easy clean-up
- 6 Stainless-Steel Turbo Burner**
 - Anti-blowout design / High, even heat
- 7 Electronic Pulse Ignition**
 - Lights first time, every time (AAA battery included)
- 8 Swiveling Control Valve/Regulator**
 - Safe, quick fuel changes while grilling
- 9 Front Access, Lock-in-Place Grease Tray**
 - Easy to remove, clean, and replace
- 10 Convenient Fold-Away Legs**

Mounts & Fuel Canisters sold separately



Enhance your grilling experience with Magma's Marine Kettle 3 Combination Stove and Gas Grill. A redesigned version of our Marine Kettle 2, versatile and portable grills include features that are both useful and user-friendly. Incorporated with the latest dependable electronic pulse ignition system that lights the first time, every time. The mirror-polished, marine-grade stainless steel construction provides superior corrosion resistance in the harshest environments, while adding years of life to the grill. Dependable in a stiff breeze due to the virtually blowout-proof turbo venturi tube design. Our patented heat distribution system and burner direct more heat to the cooking surface than any other grill brand. The included swiveling control valve/regulator connects to 1-lb disposable propane fuel canisters and allows for quick, safe canister exchanges. With the purchase of an optional, low-pressure control valve, easily adapt to any existing onboard LPG (propane) or CNG (natural gas) fuel system. The latest features combined with Magma's patented radiant plate and dome system, make this the only boat grill that is truly a grill, stove, or oven—a great advantage to boats without a galley, or if the crew just wants to cook outdoors.

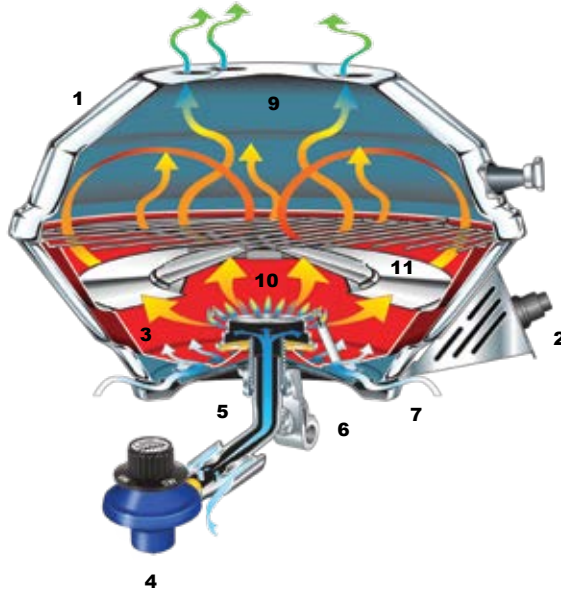


Patented Hi-Tech Radiant Plate & Dome System
Allows use as a grill, stove, or oven. Perfect even heat as a grill or direct open flame cooking as a stove.

Marine Kettle 3

Original Size Diameter 15" (38.1 cm)
A10-207-3

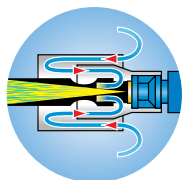
Party Size (shown)
Diameter 17 in (43.2 cm)
A10-217-3



- 1 100% 18-9 Mirror-Polished Stainless Steel**
• For lasting beauty and superior corrosion resistance
- 2 Advanced Electronic Pulse Ignition System**
• Lights the first time, every time
- 3 Redesigned Heavy-Duty Inner Safety Shell**
• Durable Stainless Steel • Keeps outer shell cooler for safety
• Guards against discoloration while adding years of life to the grill
- 4 Swiveling Control/Valve Regulator**
• Durable, increases grilling performance and allows precise temperature adjustment
- 5 Windproof Swiveling Turbo Venturi Tube**
• Virtually eliminates blowouts. Allows for quick, safe fuel changes even with grill in use
- 6 Cast L-Bracket Mount Assembly**
• Indexed for easier, positive, non-slip, level mounting
- 7 Combination Grease Catch Pan/Wind Baffle**
• Easy to clean • Keeps wind gusts out, keeps grease in
- 8 Balanced Hinged Lid**
• Won't slam shut
- 9 Magma's Patented Grill Design**
• Utilizes both radiant and convection cooking • Quickly comes to temperature • Efficient grilling with minimal fuel usage
- 10 Heavy-Gauge Stainless-Steel and Brass Burner Design**
- 11 Radiant Burner Plate and Dome Heat Distribution System**
• Time-tested, hi-tech design • Less flare-ups • Even heat distribution
• Longer grill life • Allows grill to be used as a single burner stove



Electronic Pulse Ignition
Lights the first time, every time; waterproof



Patented Windproof Turbo Venturi & Control Valve Design
Virtually eliminates blowouts



Hinged Lid
Balanced lid will not slam shut



Patented Burner & Heat Distribution Design
Less flare-up, even heat distribution



"Stay Cool" Handle with Air Cooled Supports
Cast 18-9 Stainless



Cast 18-9 Stainless L-Bracket & Clamp Assembly
Indexed for positive no-slip level mounting



MARINE GRILLS



Instantly disassembles without tools for easy cleaning.

Mounts sold separately, fuel canisters not included

Marine Kettle

Original Size Diameter 15 in (38.1 cm)

A10-205

Party Size (shown **1**) Diameter 17 in (43.2 cm)

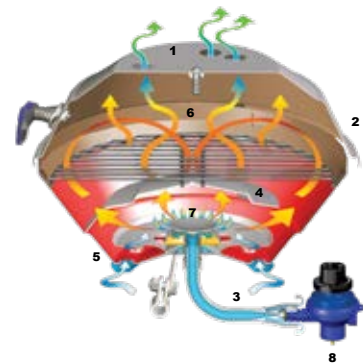
A10-215

A cost-effective grill that doesn't sacrifice performance. 100% 18-9 mirror polished, marine-grade stainless steel construction provides superior corrosion resistance. Magma's time-tested, high-efficient radiant plate heat distribution system in conjunction with convection heating technology achieves hot, even temperatures very quickly while using minimal fuel for searing steaks and fish or grilling up some burgers and franks.

Includes a perfectly balanced hinged lid that won't slam shut—with a sturdy, heat-resistant cast-plastic "Stay Cool" handle. An indexed bowl assembly enables the grill to be rotated allowing the lid to be used as a windshield. The redesigned turbo venturi tube makes it dependable in a stiff breeze and virtually blow-out proof. A swiveling control valve/regulator, designed for 1-lb disposable propane fuel canisters, allows for quick, safe fuel canister exchanges or easily adapts to existing onboard LPG (propane) or CNG (natural gas) system.



- 100% 18-9 Mirror-Polished Stainless Steel**
• For lasting beauty and superior corrosion resistance
- Balanced Hinged Lid**
• Won't slam shut
- Windproof Swiveling Turbo Venturi Tube**
• Durable Stainless Steel • Anti-blowout design
• Places fuel where it is convenient for you
- Radiant Plate Heat Distribution Design** Less flare-ups
• Even heat distribution • Longer grill life
- Combination Grease Catch Pan/Wind Baffle**
• Easy to clean • Keeps wind gusts out, keeps grease in
- Magma's Patented Grill Design**
• Utilizes both radiant and convection cooking • Quickly comes to temperature • Efficient grilling with minimal fuel usage
- Heavy-Gauge Stainless-Steel and Brass Burner Design**
- Swiveling Control/Valve Regulator**
• Allows quick, safe canister exchanges while grilling



The Magma Advantage

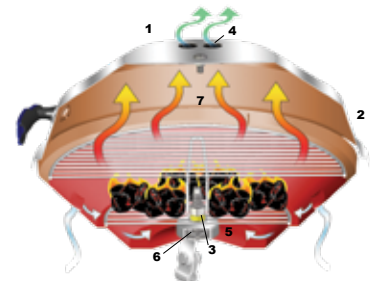


Mounts sold separately

Instantly disassembles without tools for easy cleaning.



- 100% 18-9 Mirror-Polished Stainless Steel**
• For lasting beauty and superior corrosion resistance
- Balanced Hinged Lid**
• Won't slam shut
- Attached, Rotating Adjustable Cooking Grill**
- Draft Door Assemblies**
• Convenient temperature control
- Lower Charcoal Grate and Sealed Ash Compartment**
- Indexed Bowl and Lid Design**
• Before lighting, grill may be rotated allowing lid to act as a windshield in gusty wind conditions
- Magma's Patented Grill Design**
• Utilizes both radiant and convection cooking • Quickly comes to temperature • Efficient grilling with minimal charcoal usage



The Magma Advantage

Meticulously crafted of 100% 18-9 mirror-polished stainless steel for maximum corrosion resistance. Starts easily in windy conditions by using the lid as a windshield. Obtain perfect results through use of the rotating, adjustable height cooking grill and the variable temperature draft-control door. Our "Marine Kettle" design allows oven-type baking to enhance the grill flavor while retaining the food's natural juices. Cook more food faster on less grill area than any other charcoal grill. Safety and efficiency are obtained by closing the temperature draft control-door and extinguishing the coals for future use.

RECTANGULAR GRILL AND TABLE MOUNTS



- ➔ **STANDARD DUTY MOUNT (SD)** *Designed for use while anchored or moored. Though strong and versatile, should be stowed while underway.*
- ➔ **HEAVY DUTY MOUNT (HD)** *Designed specifically for grilling while underway.* ➔ **SINGLE MOUNT (SM)** ➔ **DUAL MOUNT (DM)**

STAND MOUNT



**Quad Pod
T10-348**

4 legged stand adjusts from 30" to 38" in height

SLIDE MOUNT



**Locking Slide Mount
T10-345**

Dual locking mount with quick-release brackets. Fits all rect. grills & (SM) tables

PEDESTAL MOUNT



**28" (71 cm) Double Locking
Stowable Pedestal Mount
T10-185**

Fits all rect. grills & (SM) tables



**LevelLock® Adjustable All-Angle Accessory for
Magma Pedestal Mount
T10-192**

Adapts to T10-185 mount for level all-angle adjustment. Fits all rect. grills & (SM) tables

FISH ROD HOLDER MOUNTS



**LevelLock® All-Angle Fish-Rod Holder Mount
T10-355**

Fits all rect. grills & (SM) tables. Fits standard fish rod holders



**"Pow'rGrip™" LevelLock®
Double Locking Fish Rod Holder Mount
T10-375**

Fits all rect. grills & (SM) tables. Fits standard fish rod holders



**Socket Type Fish-Rod Holder Mounts
T10-360**

*Fits Tempress Fish-On® & Roberts Rod Holder Sockets
Fits 12" x 18" or smaller rect. grills & (SM) Tables
Rod holder sockets not included.*



**Socket Type Fish-Rod Holder Mounts
T10-365**

*Fits Scotty®/Striker Grip Rod Holder Sockets
Fits 12" x 18" or smaller rect. grills & (SM) Tables.
Rod holder sockets not included.*

ROUND RAIL MOUNTS



**"Single" Horizontal Round Rail Mount
Standard Rails T10-380
7/8" or 1" (22.2 or 25.4 mm)
Oversize Rails T10-385
1-1/8" or 1-1/4" (28.6 or 31.7 mm)
Large Rails T10-390
1-1/2" (38.1 mm)**

Fits 12" x 18" or smaller rect. grills & (SM) Tables



**"Dual" Horizontal Round Rail Mount
Standard Rails T10-580
7/8" or 1" (22.2 or 25.4 mm)
Oversize Rails T10-585
1-1/8" or 1-1/4" (28.6 or 31.7 mm)
Large Rails T10-590
1-1/2" (38.1 mm)**

Fits 9" x 18" or smaller rect. grills & (DM) Tables



**"Dual" Extended Horizontal Round Rail Mount
Standard Rails T10-680
1" (25.4 mm)
Oversize Rails T10-685
1-1/4" (31.7 mm)
Large Rails T10-690
1-1/2" (38.1 mm)**

Fits 12" x 18" or smaller rect. grills & (SM) Tables



**Vertical LevelLock® Round Rail Mount
Standard Rails T10-780
7/8" or 1" (22.2 or 25.4 mm)
Oversize Rails T10-785
1-1/8" or 1-1/4" (28.6 or 31.7 mm)
Large Rails T10-790
1-1/2" (38.1 mm)**

Fits 12" x 18" or smaller rectangular grills & (SM) tables

SQUARE RAIL MOUNTS




**"Single" Side, Bulkhead or Square/Flat Rail Mount
T10-340**

Fits 12" x 18" or smaller rect. grills & (SM) Tables



**"Dual" Side, Bulkhead or Square/Flat Rail Mount
T10-540**

Fits 12" x 18" or smaller rect. grills & (SM) Tables



**Extended "Dual" Side,
Bulkhead or Square/Flat Rail Mount
Fits up to 2-1/4" (57.1 mm) sq. rail
T10-640**

Fits 12" x 18" or smaller rect. grills & (SM) Tables



**Extended "Dual" Side, Bulkhead
or Square/Flat Rail Mount
Fits up to 4-1/8" (104.8 mm) sq. rail
T10-641**

Fits 12" x 18" or smaller rect. grills & (SM) Tables

DECK SOCKET MOUNTS



SD

"Single" Locking Surface Deck Socket with LevelLock® Mount
T10-322

Fits 12" x 18" or smaller rect. grills & (SM) Tables



HD

"Dual" Locking Surface Deck Socket with LevelLock® Mount
T10-522

Fits (DM) tables



SD

"Single" Locking Flush Deck Socket with LevelLock® Mount
T10-327

Fits 12" x 18" or smaller rect. grills & (SM) Tables



HD

"Dual" Locking Flush Deck Socket with LevelLock® Mount
T10-527

Fits (DM) tables



SD

"Single" Locking Flush Deck Socket Mount
T10-326

Fits 12" x 18" or smaller rect. grills & (SM) Tables



HD

"Dual" Locking Flush Deck Socket Mount
T10-526

Fits 12" x 18" or smaller rect. grills & (SM) Tables



SD

"Single" Locking Surface Deck Socket Mount
T10-321

Fits 12" x 18" or smaller rect. grills & (SM) Tables



HD

"Dual" Locking Surface Deck Socket Mount
T10-521

Fits 12" x 18" or smaller rect. grills & (SM) Tables



SD

"Single" Locking Height Extension Mount
T10-316
6" (15.2 cm) (shown) **T10-316**
12" (30.5 cm) **T10-317**

Fits 12" x 18" or smaller rect. grills & (SM) Tables



HD

"Dual" Locking Height Extension Mount
T10-513
6" (15.2 cm) (shown) **T10-513**
12" (30.5 cm) **T10-514**

Fits 12" x 18" or smaller rect. grills & (SM) Tables

MARINE KETTLE MOUNTS



Double Locking "Stowable" Pedestal Mount 28" (71.1 cm)
A10-184



Round Rail Mount
Standard Rails **A10-080**
7/8" or 1" (22.2 or 25.4 mm)
Oversize Rails **A10-085**
1-1/8" or 1-1/4" (28.6 or 31.7 mm)
Large Rails **A10-090** 1-1/2" (38.1 mm)



POW'R GRIP™ Fish Rod Holder Mount
A10-175
Fits standard fish rod holders



Socket Type Rod Holder Mount
Fits Tempress Fish-On® & Roberts Rod Holder Sockets
A10-160



Socket Type Rod Holder Mount
Fits Scotty®/Striker Grip Rod Holder Sockets
A10-165


*Rod holder sockets not included.



Locking Surface Deck Socket Mount
A10-121



Locking Flush Deck Socket Mount
A10-126



Side (Bulkhead) or Square/Flat Rail Mount
A10-240

See website for application details

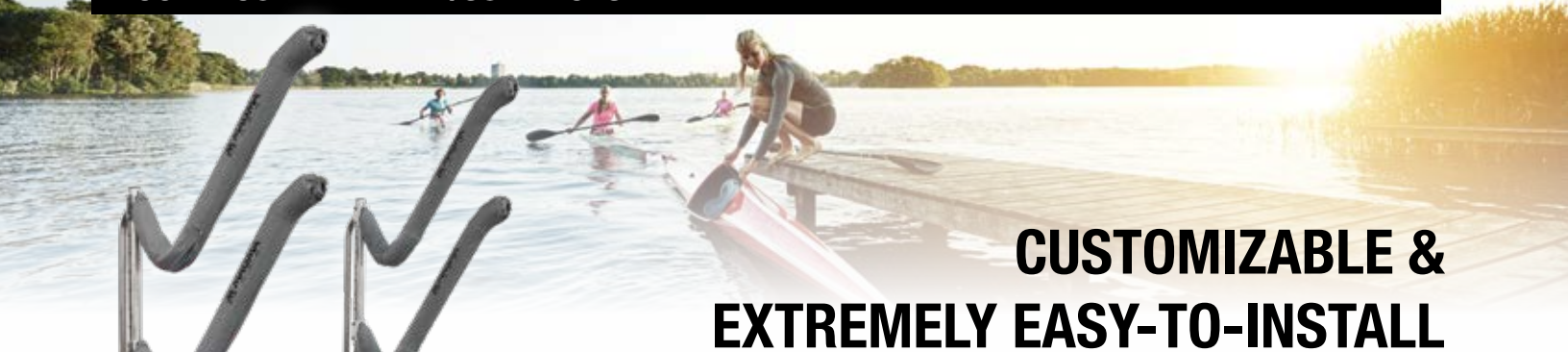


Mounting Extension
A10-140
Adds 8" (20.3 cm)



Folding Shore Stand Tabletop Legs
A10-650

DOCK-MOUNTED KAYAK/SUP RACKS



CUSTOMIZABLE & EXTREMELY EASY-TO-INSTALL

- All Lower Support Arms and additional Straight/SUP Arms include welded tie-down loops and soft UV-resistant polyethylene foam pads with heavy duty UV-resistant 600D Polyester protective covers
- 1-1/2" (38.1 mm) diameter, double thick .098" (2.5 mm) wall pipe
- Full-length welded support/security lock rails to secure your kayaks & SUP's
- Custom design your own rack using universal rack arms that adjust up or down every 2" (50.8 mm) — Universal rack arms sold separately
- All stainless steel fasteners included for complete installation and assembly

1 CHOOSE A RACK SYSTEM

INCLUDES TWO UPRIGHTS WITH LOWER SUPPORT ARMS*

*Wall Mounted Rack only includes two uprights and wall mounting brackets



ONE-SIDED DOCK/FLOOR RACK
R10-1001



TWO-SIDED DOCK/FLOOR RACK
R10-1002-64



OVER-THE-WATER RACK
R10-1003-64



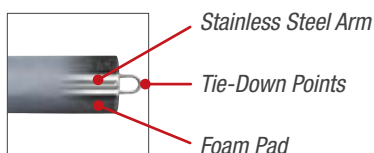
WALL MOUNTED UPRIGHT RACK
R10-1004-59

2 ADD UNIVERSAL RACK ARM OPTIONS

REQUIRED TO COMPLETE ANY RACK SYSTEM • SOLD IN PAIRS



Arms adjust every 2" (50.8 mm) on uprights to maximize storage efficiency



STRAIGHT ARMS FOR KAYAKS & OTHER WATER SPORTS BOARDS

1-1/2" (38.1 mm) Diameter

Two Lengths Available

R10-1010-30 • 30" (76.2 cm)

R10-1010-36 • 36" (91.4 cm)



ANGLED ARMS FOR SUP'S & OTHER WATER SPORTS BOARDS

Curved 1" (25.4 mm) Diameter
R10-1020


BOAT-MOUNTED KAYAK/SUP RACKS

INSTANTLY MOUNT & ADJUST WITHOUT TOOLS



NO MORE CLUTTERED OR DAMAGED DECKS WHILE TRANSPORTING KAYAKS AND PADDLEBOARDS.
CHOOSE FROM OUR FISH ROD HOLDER OR RAIL MOUNTED MODELS.

FISH ROD HOLDER MOUNTED



Fits all standard, any angle, fish rod holders

FISH ROD HOLDER MOUNTED
R10-625

- 100% 18-8 marine stainless steel and 356 hard anodized aluminum for superior corrosion resistance
- Instantly locks into any angle standard fish rod holder with Magma's Pow'rGrip™ Technology
- Magma's LevelLock® adjusts to fit any direction or angle of rod holder without tools
- Includes 2 arms, with 4 tie-down loops, rod holder mounts and UV-resistant polyethylene foam pads with heavy duty UV-resistant 600D Polyester protective covers

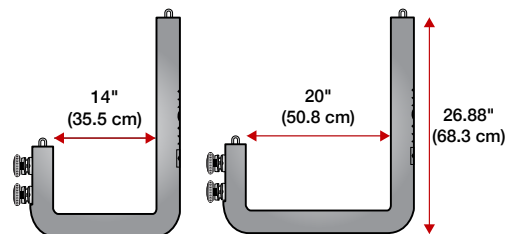


ROUND RAIL MOUNTED



Available in 2 Sizes
14" (35.5 cm) R10-626 and
20" (50.8 cm) R10-626-20
Fits Any Angle Round Rail
7/8" (22.2 mm) up to 1-1/2" (38.1 mm)

- 100% 18-8 marine stainless steel for superior corrosion resistance
- Available in 14" (35.5 cm) or 20" (50.8 cm) spacing between uprights for standard and larger-sized kayaks
- Fits all straight or tapered, vertical, or diagonal rails 7/8" (22.2 mm) to 1-1/2" (38.1 mm)
- Instantly folds flat, out of the way, or easily removed without tools
- Includes 2 arms, each with 2 clamps, 2 tie-down loops and UV-resistant polyethylene pads with heavy duty UV-resistant 600D Polyester protective covers



SHADE PRODUCTS



Reflective Silver

18-8 Marine-grade stainless steel and 356 anodized aluminum, quick release, all-angle round rail mount for horizontal, vertical or angled rails. Easily adjusts to any position.

Jet Black

Pacific Blue

BOAT UMBRELLA

- Built-in rugged polyester webbing, four corner tie-down points
- Mount to any angle round rails: 7/8" to 1-1/2" diameter
- Fully adjustable to vertical, horizontal, or angled rails
- Matching carry/storage case included
- 4 adjustable tie-down lines included
- Mount sizes available 1-1/8", 1-1/4" & 1-1/2" (See below)

Reflective Silver <small>100% UV Blocking, reduces temperature by 20°</small>		
STANDARD RAILS	7/8" or 1" (22.2 or 25.4 mm)	B10-403
OVERSIZE RAILS	1-1/8" or 1-1/4" (28.6 or 31.7 mm)	B10-403-2
LARGE RAILS	1-1/2" (38.1 mm)	B10-403-3
Jet Black		
STANDARD RAILS	7/8" or 1" (22.2 or 25.4 mm)	B10-404
OVERSIZE RAILS	1-1/8" or 1-1/4" (28.6 or 31.7 mm)	B10-404-2
LARGE RAILS	1-1/2" (38.1 mm)	B10-404-3
Pacific Blue		
STANDARD RAILS	7/8" or 1" (22.2 or 25.4 mm)	B10-405
OVERSIZE RAILS	1-1/8" or 1-1/4" (28.6 or 31.7 mm)	B10-405-2
LARGE RAILS	1-1/2" (38.1 mm)	B10-405-3

BOAT STABILIZER




R10-707

R10-702

The Quietest, Most Effective Anti-Roll Device — Guaranteed

This hinged-wing hydrodynamic stabilizer relies on shape rather than weight, making it more efficient and easier to handle. Attaches to any sailboat boom or spinnaker pole. Or, install our 3-piece telescoping outrigger.

- Rock 'n Roll™ Outrigger System 97 in (246.4 cm) R10-707
- Rock 'n Roll™ Boat Stabilizer 36 in (91.4 cm) R10-702



ACCESSORIES

GRILL COVERS

Our premium covers are made of water and fade resistant solution dyed acrylic, to resist damage from sunlight and mildew.

- 5-year warranty covers the fabric becoming unserviceable because of loss of color or strength from normal exposure conditions, including sunlight, mildew, rot & atmospheric chemicals.
- 1-year warranty on all other components.

COLORS:	Forest Green	Pacific Blue	Jet Black	Captain's Navy
Marine Kettle Grill Cover & Tote Bag				
Original Size	A10-191FG	A10-191PB	A10-191JB	A10-191CN
Party Size	A10-492FG	A10-492PB	A10-492JB	A10-492CN
Rectangular Grill Covers				
9 x 12 in. Grilling Surface	A10-890FG	A10-890PB	A10-890JB	A10-890CN
9 x 18 in. Grilling Surface	A10-990FG	A10-990PB	A10-990JB	A10-990CN
12 x 18 in. Grilling Surface	A10-1290FG	A10-1290PB	A10-1290JB	A10-1290CN
12 x 24 in. Grilling Surface	A10-1291FG	A10-1291PB	A10-1291JB	A10-1291CN



ACCESSORIES CONTINUED



Propane/Butane Canister Storage Locker/Tote Bag
Pacific Blue **A10-210PB**
Jet Black **A10-210JB**
Holds up to (3) 1-lb (450 g) propane canisters



Low Pressure Control Valves
(for onboard system)
Propane
Type 3-Low Output LPG
Natural Gas
Type 4-Low Output CNG
See website for part numbers and correct product application



LPG (Propane) Low Pressure Gas Grill Connection Kit
A10-225
North America only



"Easy Light"™ Charcoal Starter
Use with any Magma charcoal grill. See website for application details
A10-150



Magma Magic Grill Restorer
Instantly restores the "New" luster to your Stainless-Steel Grills. U.S.A. Only
A10-272



Serving Shelf with Removable Cutting Board
17-1/4" x 7-1/2" (44 x 19 cm)
Fits Magma 9" x 18" or larger grills
A10-902
11-1/4" x 7-1/2" (28.5 x 19 cm)
Fits Magma 9" x 12" or larger grills
A10-901



Luggage Quality Padded Grill & Accessory Carrying/Storage Cases
for Rectangular Grills
Fits 9" x 18" Grills (23 x 46 cm) **A10-992**
Fits 12" x 18" Grills (30 x 46 cm) **A10-1292**
Fits 12" x 24" Grills (30 x 61 cm) **A10-1293**



Luggage Quality Padded Grill & Accessory Carrying/Storage Cases
for Kettle Grills
Fits grills up to 17" diameter (43 cm)
A10-991



LED Grill Light
High-intensity LED light.
Fits all Magma Rectangular & Marine Kettle hinged lid Grills
A10-141



Reversible "Non-Stick" Griddle
8" x 17" (20 x 43 cm) **A10-195**
Fits Magma 9" x 18" or larger grills
11" x 17" (28 x 43 cm) **A10-197**
Fits Magma 12" x 18" or larger grills
"Non-Stick" coated cast-aluminum with removable handle



Reversible "Non-Stick" Griddle
11-3/4" diameter (30 cm)
Fits all Magma Marine Kettle Grills
"Non-Stick" coated cast-aluminum with removable handle
A10-196



Fish & Veggie Grill Tray
8" x 17" (20 x 43 cm)
Fits all Magma 9" x 18" or larger Rectangular grills
18-9 Stainless Steel with removable handle
A10-297



Fish & Veggie Grill Tray
13-3/4" diameter (34.9 cm) **A10-295**
18-9 Stainless Steel
Fits all Magma Marine Kettle Grills



"Telescoping" Stainless Grill Tools with Storage Case
5-Piece Set **A10-132T**
Individual tools also available



LED Grill Tool Light
High-intensity LED light easily attaches to any Magma Telescoping Grill Tool
A10-144



Gourmet Grilling Apron
Jet Black **A10-280JB**
Magma Red **A10-280MR**
100% cotton adjustable grilling apron with embroidered Magma logo, 2 pockets, and towel loop



Grill Mitt
Jet Black **A10-287JB**
100% quilted heat resistant cotton construction with embroidered Magma logo & silicone palm and thumb



"Marine Cuisine"® Grill Guide & Cookbook
130 pages of recipes and tips for portable grilling
A10-270

GOURMET NESTING COOKWARE

WORLD'S FINEST NESTING COOKWARE



18-10 Stainless Steel Nesting Cookware 10pc Set
A10-360L-IND

10-PIECE SETS INCLUDE

- 1 2 qt. Sauce Pan
- 2 5 qt. Stock Pot
- 3 Stock/Pot Lid
- 4 Bungee Cord
- 5 10 in. Skillet/Fry Pan
- 6 Removable Handle #1
- 7 Removable Handle #2
- 8 3 qt. Sauce Pan
- 9 Universal Sauce Pan Lid
- 10 1-1/2 qt. Sauce Pan

COOKWARE SETS AVAILABLE FOR



7-PIECE SETS INCLUDE

- 5 qt. Stock Pot
- 2 qt. Sauce Pan
- 10 in. Skillet/Fry Pan
- Skillet/Stock Pot Lid
- Universal Sauce Pan Lid
- Removable Handle (1)
- Bungee Securing Cord



Fully Nesting Gourmet Induction Cookware (12pcs)



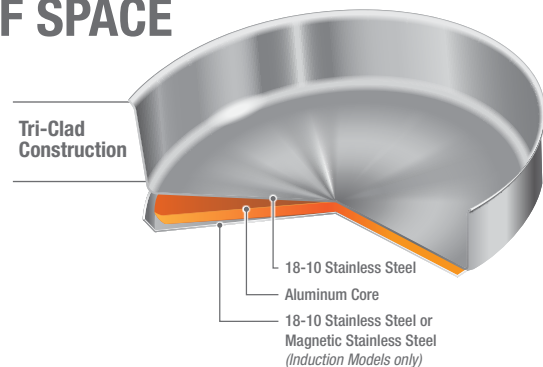
"Nests" in Less Than 1/2 Cubic Foot of Space



Optional Padded Cookware Carry Case

NESTS IN LESS THAN 1/2 CUBIC FOOT OF SPACE

Magma's Nesting Induction Cookware fully nests and stores in less than 1/2 Cu. Ft. of space. Each set is oven safe and constructed of 18-10 stainless steel with fully sealed Tri-Clad bottoms for even heat distribution. 7 and 10-piece sets are available with mirror-polished, stainless-steel exteriors or cobalt blue, jet black or magma red enamel finishes, 18-10 stainless-steel or Ceramica® Non-Stick interior surfaces are also available. Magma's nesting cookware is ideal for Gas/Electric/Induction/Halogen/Glass- Ceramic stovetops. Ceramica® Non-Stick interior is non-toxic, Earth-friendly, PFOA and PTFE Free.



GOURMET NESTING COOKWARE

10pc Stainless Steel Nesting Cookware Set
A10-362-IND



7pc Stainless Steel Nesting Cookware set with Ceramica®
A10-363-2-IND



10pc Stainless Steel Nesting Cookware Set with Ceramica
A10-366-2-IND



COBALT BLUE
10pc Stainless Steel Nesting Cookware Set
with Ceramica®
A10-366-CB-2-IN



MAGMA RED
10pc Stainless Steel Nesting Cookware Set
with Ceramica®
A10-366-MR-2-IN



JET BLACK
10pc Stainless Steel Nesting Cookware Set
with Ceramica®
A10-366-JB-2-IN

COOKWARE ACCESSORIES



18-10 Stainless Steel "Nesting" Omelette/Sauté Pan with Ceramica® Non-Stick Interior
Dia. 9-3/4" (24.8 cm)
A10-369-2-IND

18-10 Stainless Steel "Nesting" Colander
Dia. 10-1/4" (26 cm) A10-367




Padded Cookware Carry Case
Fits 12 pieces or more all nested
inside 1/2 cubic foot
A10-364



No-Skid Pot Protectors Set of (3)
Nests inside all Magma Cookware Sets
A10-368

BAIT / FILET TABLES

- 100% UV Stabilized Compression-Molded High-Density Color Core Polyethylene Material • Knife and Pliers Slots
- Grooved Sides and Slotted Table Back for Overboard Drainage • Largest Selection of Mounting Options Available



Bait/Filet Mate™ Tables

Choose either table only and select the appropriate mounting option from our wide section of single mounts (pages 8-9) or table including our LeveLock® all-angle fully adjustable fish rod holder mount.

Table Only

- 12-3/4 x 20 in. (32.4 x 50.8 cm) **T10-302B**
- 12-1/2 x 31 in. (31.7 x 78.7 cm) **T10-303B**

Table with Mount

- 12-3/4 x 20 in. (32.4 x 50.8 cm) **T10-312B**
- 12-1/2 x 31 in. (31.7 x 78.7 cm) **T10-313B**



Econo Mate Bait & Filet Tables

Includes all necessary mounting hardware

- 20 x 16 in. (50.8 x 40.6 cm) **T10-310B**
- 12 x 16 in. (30.5 x 40.6 cm) **T10-311B**

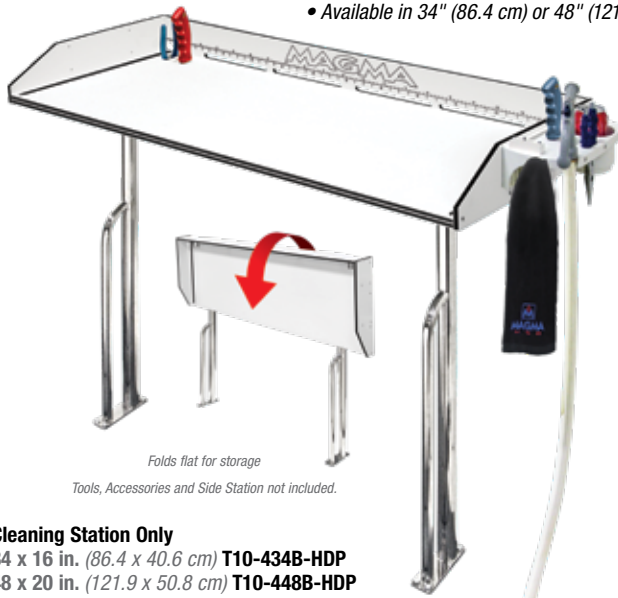
“First Mate™ Dual Mount” Cutting and Food Service Table

Choose from a wide selection of dual mount options (page 8-9)

- 12-1/2 x 31 in. (31.7 x 78.7 cm) **T10-503B**
- 12-1/2 x 41 in. (31.7 x 104.1 cm) **T10-504B**
- 12-1/2 x 51 in. (31.7 x 129.5 cm) **T10-505B**

TOURNAMENT SERIES CLEANING STATIONS

- 100% UV Stabilized High-Density Color Core Polyethylene Material • Engraved Ruler • (4) Knife and (2) Pliers Slots
- Available in 34" (86.4 cm) or 48" (121.9 cm) • Largest Selection of Mounting Options Available



Cleaning Station Only

- 34 x 16 in. (86.4 x 40.6 cm) **T10-434B-HDP**
- 48 x 20 in. (121.9 x 50.8 cm) **T10-448B-HDP**

Dock Cleaning Station with Mount

- 48 x 20 in. (121.9 x 50.8 cm) **T10-449B-HDP**
- Dock cleaning station includes: Stainless Steel 1-1/2" (38.1 mm) Diameter Railing
- (3) Round rail mounting brackets with securing knobs



Covers for 48" (121.9 cm) Dock Cleaning Station

- Jet Black **T10-471JB**
- Pacific Blue **T10-471PB**
- Breathable Acrylic material with a 5-year warranty against fade and mildew.

TABLE ACCESSORY

Side Station T10-485

Includes a hose holder; drink holder; and slots for extra pliers, hook extractors, or filet knives. Fits all Tournament Series Cleaning Stations.



- 100% Injection Molded Polyethylene Material • Slotted Table Back for Overboard Drainage • Molded Ruler • (6) Knife and (2) Pliers Slots • Choose either table only and select the appropriate mounting option from our wide section of mounts (pages 8-9) or table including our LeveLock® all-angle fully adjustable fish rod holder mount.



- Cleaning Station Only**
- 20 x 16 in. (50.8 x 40.6 cm) **T10-420**

- Cleaning Station with Mount**
- 20 x 16 in. (50.8 x 40.6 cm) **T10-421**

Knife and pliers not included