


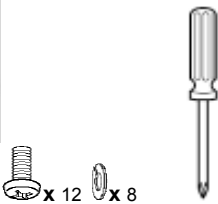
Care, Use & Assembly Instructions



48" X 20" HDP (High Density Polyethylene)

Tournament Series Fish Cleaning Station

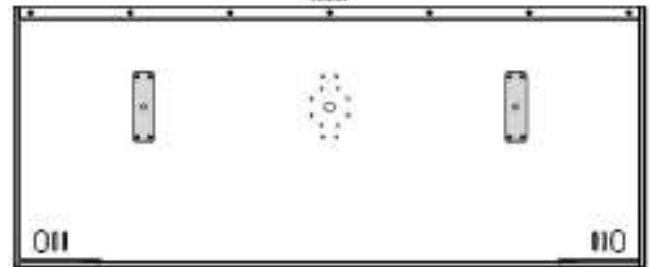
- 48" Cleaning station uses "Dual" Magma Mounts (see chart below for specific applications). Other Springfield, Garelick, and Todd pedestal mounts may also be used (illustrations not shown).
- For level table adjustment, see instructions included with mounting hardware.
- **WARNING: Do Not install mounting fasteners into table without mount. As they will damage table surface.**
- Use only provided fasteners. Lost or missing fasteners can be replaced with 1/4-20 X 1/2" Phillips pan head screws.
- Clean with soap and water. For mold / mildew prevention or to disinfect use diluted bleach & water solution. Do not use other solvents or chemicals.
- The cleaning station is UV stabilized. However when not in use we recommend you stow away from harsh sunlight.
- When not using the dock cleaning station we recommend using an optional Magma cover or stow away from harsh sunlight.

Note: Prior to mount installation determine specific mount spacing (see mounting hole template). Install mount to table prior to socket installation to verify proper spacing and mount location.

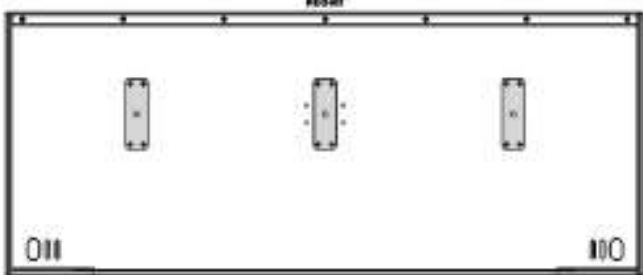
<p>Contents:</p> <p>(1) 48 X 20 HDP Fish Cleaning Station (12) 1/4-20 X 1/2" Phillips pan head screws (8) 1/4" Washer</p> 	<p>Tools Required:</p> <p>(1) Phillips head screwdriver</p> <p>Note: Additional tools and fasteners required for some mount installation.</p> 
--	---




Levelock™ Socket Mounts: T10-522, T10-527



Socket Mounts: T10-521, T10-526, Square Rail Mount: T10-540




Round Rail Mount: T10-455



Round Rail Mounts: T10-580, T10-585, T10-590

Additional "Single" Magma mount options (2 mount assemblies required for proper installation)



Levelock™ Mounts: T10-355, T10-375

Note: Original, T10-350, Levelock™ mount can not be used with Tournament Series Fish Cleaning Stations.