

ABC's OF PAINTING



1 Prepare the surface - it should be clean and free of dirt, grease, grime, rust, etc.



5 Check that paint will not harm the surface - If in doubt, test paint in an inconspicuous area first.



2 Protect the surrounding area from overspray - cover with plastic drop sheets, paper, etc.



6 Hold aerosol can approximately 20-30 cm (8"-12") from surface. Aim nozzle opening at surface.



3 Remove the lid. If use of a screwdriver is required, take care not to puncture the can.



7 Press nozzle and apply paint by spraying from side to side then up and down in overlapping strokes.



4 Shake vigorously for approximately 1 minute and periodically during use.



8 Clean nozzle for future reuse by inverting can and spraying until no paint is visible.

SPECIAL TIPS - For Best Results When Painting:

- * Use aerosol when can temperature is between 15°C and 30°C (60°F and 86°F)
- * A primer may be required before painting. Check label directions to see if a primer is recommended and, if so, for what applications.
- * It is better to apply several light coats than one heavy coat. See label directions for recommended recoating time.

SELECTING THE RIGHT PAINT

Each type of paint has its own unique characteristics to meet your own personal preferences and requirements.


	LACQUER	ENAMEL	ACRYLIC ENAMEL
Application	Interior / Exterior	Interior / Exterior	Interior / Exterior
Best for Use On	Metal and Wood	Most Surfaces	Virtually any surface...including fabrics
Dry Time - to touch	10 minutes	30 - 60 minutes	60 minutes *
Dry Time - full cure	24 hours	48 hours	72 hours*
Recoat Time	Anytime	Within the first hour or after 48 hours	Within the first hour or after 72 hours
Odour Level	High	Medium	Low
Clean-Up	Lacquer Thinner	Mineral Spirits	Soap and Water

* may vary dependent on humidity level

SELECT THE RIGHT PAINT FOR YOUR JOB...

LACQUER

For Wood or Metal Surfaces




COLOUR VISION™

- Touch dry in just 10 minutes
- High gloss, durable finish
- Great for use on toys, metal patio furniture, furniture, planters, tool boxes

ENAMEL

For Most Surfaces




PAINTER'S TOUCH™

- Fast dry
- Gloss finish
- Great for use on chairs, bookcases, waste baskets, towel bars, picture frames, planter boxes

ACRYLIC ENAMEL

For Virtually any Surface including fabrics




COLOURS

- Touch dry in 1 hour
- Gloss and satin finishes
- Great for use on toys, wicker, craft foam, lamps, picture frames, light switch covers, furniture

PLASTIC PAINT

For Plastic Surfaces




FUSION™

- Touch dry in 15 minutes
- No sanding or priming required
- Great for use on patio furniture, toys, pots, furniture, planters


RUST PAINT

For Metal or Wood Surfaces



SHOPMASTER

- Excellent rust coverage
- No primer required
- Bonds to clean or rusted metal
- 3 Yr Limited Warranty



TREMCLAD®

- Excellent rust coverage
- No primer required
- Bonds to clean or rusted metal

- Great for use on railings, toys, patio furniture, shelves, wheelbarrows, tools, file cabinets

SELECTING THE RIGHT PAINT (Cont'd)

Characteristics of some of the common specialty paint are:

	FLUORESCENT	PRIMER	HIGH HEAT
Application	Interior / Exterior	Interior / Exterior	Interior / Exterior
Best for Use On	Most Surfaces	Most Surfaces	Metal
Dry Time - to touch	10-20 minutes	10-15 minutes	15-30 minutes
Dry Time - full cure	24 hours	24 hours	24 hours
Recoat Time	Anytime	Anytime	Within the first hour or after 24 hours
Odour Level	Medium	Medium	Medium
Clean-Up	Mineral Spirits	Mineral Spirits	Mineral Spirits

	METALLIC	VARNISH	RUST PAINT
Application	Interior / Exterior	Interior	Interior / Exterior
Best for Use On	Most Surfaces	Finished or unfinished wood	Metal and Wood
Dry Time - to touch	10-20 minutes	30 - 60 minutes	30 - 60 minutes
Dry Time - full cure	24 hours	48 hours; 72 hours for surfaces subject to heavy wear ie. Floors	48 hours
Recoat Time	Anytime	Within the first hour or after 48 hours	Within the first hour or after 48 hours
Odour Level	Medium-High	Medium	Medium
Clean-Up	Mineral Spirits	Mineral Spirits	Mineral Spirits