




**Wiring Accessories**

**2021**

**MASTER CATALOG**





**Wiring Accessories**



# One Stop Shopping Center

*Make PICO Wiring Accessories  
A Profit Center For You!*

*Most Needed Items  
On Self-Service Display*

*Display Is Convenient  
With Quick & Easy Setup*

*Continually Updated To Bring You  
The Latest Industry Innovations*

### **Recently Added To 0007-SQ9 Display**

- ◆ Terminal Mini Kits
- ◆ Fuse Assortments & Electrical Tape
- ◆ Expanded Heat Seal Terminals
- ◆ Expanded Battery Cable Connectors
- ◆ Assorted Battery Accessories
- ◆ Extended Weatherpack Items
- ◆ New Stripping & Crimping Tool



**#0007-SQ9**  
**287 Ways to Make a Profit!**



**#0007-SQ-HD**  
**Heavy Duty**  
**165 SKU's**

**PICO in tune to your Automotive Wiring needs.**  
**Over 50 years of established experience in this market place**  
**The fastest & most efficient processing of your orders,**  
**24 hour turn-around time & 99.9% fill rate.**

Consult Factory for complete listing of all available Displays and their content.  
Displays can be custom designed to fit your store.

# Table of Contents

<b>Assortments</b> .....	Inside Front Cover
<b>Battery Accessories</b>	
Cable Connectors .....	23
Hold Downs & Trays .....	23
Cut-Off & Disconnect Switch .....	22
Terminals, Bolts & Adapters .....	25
Tools & Accessories .....	24
<b>Booster Cables &amp; Clamps</b> .....	22
<b>Brake Controls, Adapters &amp; Breakaway</b> .....	57
<b>Carburetor Caps</b> .....	33
<b>Clips &amp; Clamps</b>	
Chassis Clips & Tubing Clips .....	34
Nylon & Rubber Insulated Clamps .....	34
<b>Connectors</b>	
Butt, Parallel & Step Down .....	10
Bullet Connectors & Receptacles .....	15
Female & Male Quick Connectors .....	14
Lug Connectors .....	17
Receptacles & Adapters .....	16
Heat Shrink Butt Connectors .....	8
Tap-In Connectors & IDC Connectors .....	11
3 & 4 Way Connectors .....	15
Pin Connectors .....	11
Twist Connects .....	11
<b>Deutsch Connectors &amp; Pigtails</b> .....	41-43
<b>Dielectric Grease</b> .....	32
<b>Fasteners</b>	
"E" Clips, Hair Pin Retainers, Retaining Rings .....	4
Trim Screws, Cotter Pins, License Fasteners .....	4
<b>Fuses</b> .....	30-31
<b>Fuse Block &amp; Junction Blocks</b> .....	28
<b>Fuse Holders &amp; Panel Mount</b> .....	27-28
<b>Fuse Taps</b> .....	28-29
<b>Fuse Tester &amp; Pullers</b> .....	30
<b>Fusible Links</b> .....	27
<b>Grommets</b> .....	35
<b>Ignition Accessories</b>	
Coil On Boots & Spark Plug Sleeve .....	26
Nipples, Protectors & Terminals .....	26
<b>Kits</b>	
Empty Kits & Metal Racks .....	2
Grommet, O'Ring & Nylon Clamp .....	2
Heat Shrink .....	7
Specialty Kits .....	4-6
Terminal Kits .....	3

<b>O.E.M. Connectors</b>	
GM Metri-Pack & Universal Terminals .....	45
Weatherpack Connectors .....	43-44
<b>O'Rings</b> .....	33
<b>Pigtail Assemblies</b>	
Alternator & Voltage .....	48
Halogen Headlamp .....	48
Single thru Eleven Leads .....	49-53
<b>Power Socket &amp; Plug</b> .....	29
<b>Relays</b> .....	23
<b>Shrink Tubing</b> .....	32
<b>Socket Assemblies</b> .....	46-48
<b>Solder Pellets</b> .....	24
<b>Switches</b> .....	38-40
<b>Tape</b> .....	32
<b>Terminals</b>	
Lug Rings Brazed, Tubular & Insulated .....	17
Flag Terminals .....	15
Flanged Spades, Hooks & Spades .....	13
Heat & Solder Seal Terminals .....	9
Rings .....	12
<b>Test Clips &amp; Clamps</b> .....	22
<b>Tie Wrap &amp; Mounts</b> .....	36-37
<b>Tools</b>	
Circuit Testers .....	19
Cable Cutter & Ignition Tool .....	18
Deutsch & Weatherpack Tools .....	19
Heat Gun & Torch .....	19
Lug Crimping & Wire Tie Tools .....	19
Ratchet & Hand Crimping Tools .....	18
Wire Stripper Tool .....	18
<b>Trailer Connectors</b>	
Adapters .....	56
Converters & Multi-Tow .....	55
Litemate Connectors .....	58
Trailer Connectors, Brackets & Kits .....	54-55
<b>USB Port Charger</b> .....	29
<b>Vacuum Accessories</b>	
Connectors, Caps & Tubing .....	33
<b>Wire &amp; Cable</b>	
Fusible Link Wire .....	27
Ignition Cable .....	26
Multiple Conductor & Speaker Wire .....	21
Primary Wire .....	20
SLX Cross Link & Tinned Marine Wire .....	20
Starter, Trailer Cable & Welding Cable .....	21
<b>Wire Coverings</b>	
Convolute Tubing, Loom & Spi Wrap .....	35

## Ordering Information

Easy number system - Fast and efficient for computer systems and counterman. System is numerical -four or five digit base number, followed by a "letter suffix" denoting package style. All piece counts are listed in catalog and price sheet for fast and easy selection of quantity needed.

### "M" MINI PACK

One price retail pack. Excellent selection for fast inventory turns. Order in multiples of ten.



### "C" & "G" PACK TERMINALS

1 to 100 pieces - Volume users will appreciate this dollar saving value. Order in any quantity.



### "QT" CLAM SHELL

Greater variety in a smaller space. Consumer oriented displays. One price retail sale. Order in multiples of five.



### "D" DOLLAR PACK

More terminals but space saving package. One price retail sale. Order in multiples of five.



### "C" PACK WIRE

One price coil pack of Wire. All colors and gauges. Order in any quantity.



### "KT" CLAM SHELL

Small package with a bit more product. Re-sealable package for convenient storage. One price retail sale. Order in multiples of five.



### "H" COUNT PACK

A High Count retail package. All packages retail for same price. Order in any quantity.



### "A" BULK PACK

Bulk packaging on all items. Consult catalog or price sheet for quantity listing. Order in any quantity.



### "PT" CLAM SHELL

Most items available in Clam Shell. Re-sealable package allows easy dispensing. Order in any quantity.





## Metal Racks



Stores & Dispenses Wire  
Plated 5/8" Diameter Steel Rods  
Holds Up To 10" Diameter Spools  
Maximum 50 lbs per Rod  
Maximum Available Rod Length 23"  
Shipped Knocked Down

*Holds 7 PICO "S"  
Spools/Rod*

(Wire Not Included)

### Wire Spool Racks

**#0021A 2-Rod Width-26" Height-18" Depth-6"**  
**#0022A 4-Rod Width-26" Height-37" Depth-6"**



4 Drawer Metal Racks  
Storage & Access of Metal Kits  
Drawers Easily Removed From Rack  
Kit Drawers Purchased As Separate Units

### #0016A Rack

Width 15-1/4" Height 11-1/4" Depth 11-3/4"  
Holds 4 #0013A or #0014A Empty Kits  
Holds any 4 #0004 Filled Kits on Pages 2 - 3

### #0017A Rack

Width 20" Height 15" Depth 15-3/4"  
Holds 4 #0015A Empty Kits or #0005 Filled Kit (Page 3)

## Empty Kits

### #0001A Empty Flex Plastic Kit

6-1/2" x 3-1/2" x 1-1/2"  
6 Compartment



### #0003A Empty Styrene Plastic Kit

7-1/4" x 3-3/8" x 1-1/4"  
9 Compartment



### #0006A Empty Flex Plastic Kit

4-1/2" x 3" x 1-1/4"  
6 Compartment



### #0008A Empty Styrene Plastic Kit

7" x 3-3/4" x 1-1/4"  
6 Compartment



### #0010A Empty Flex Plastic Kit

7" x 4-1/2" x 1-1/2"  
(Shown)  
12 Compartment



### #0011A Empty Flex Plastic Kit

10-3/4" x 7" x 1-1/2"  
15 Compartment  
With Tool Slot



### #0012A Empty Flex Plastic Kit

10-3/4" x 7" x 1-1/2"  
18 Compartment



### #0018A Empty Flex Plastic Kit

10-1/2" x 7" x 1-1/2"  
6 Compartment



**#0010A**



**#0014A**

### #0013A Empty Metal Kit

13-1/2" x 9-1/2" x 2" 21 Compartment  
Hinged Cover, Safety Catch & Handle  
Includes Tool Slot

### #0014A Empty Metal Kit (shown)

13-1/2" x 9-1/2" x 2" 24 Compartment  
Hinged Cover, Safety Catch & Handle

### #0015A Empty Metal Kit

18" x 12" x 3" 24 Compartment  
Hinged Cover, Safety Catch & Handle

## Grommet Kits

Grommets 1/4" to 1"  
Grommet Specifics & Refill Packs Page 35

### #0001-G GROMMET KIT

Plastic Kit 7"x4-1/2"  
(Shown)

Includes: 65 Pieces  
6115 6116 6117  
6118 6119 6120  
6121 6125



### #0003-G GROMMET KIT

Plastic Kit 10-3/4"x7" (Not Shown)  
Includes: 150 Pieces

6115 6116 6117 6118  
6119 6120 6121 6122  
6123 6125

### #0004-G GROMMET KIT

Metal Kit (Shown)  
13-1/2" x 9-1/2" x 2"  
Includes: 477 Pieces

6115 6116  
6117 6118  
6119 6120  
6121 6122  
6123 6125



## Nylon Clamp Kits

Nylon Clamps 1/8" to 1" ID  
Nylon Clamp Specifics & Refill Packs Page 34  
Includes Black & Natural Clamps

### #0001-N NYLON CLAMP KIT

Plastic Kit 7"x4-1/2"  
(Shown)

Includes: 44 Pieces  
7118 7119 7121  
7124 7144 7126  
7128 7148 7130



### #0003-N NYLON CLAMP KIT

Plastic Kit 10-3/4"x7" (Not Shown)  
Includes: 140 Pieces

7118 7119 7121 7122 7124  
7144 7126 7128 7148 7130

### #0004-N NYLON CLAMP KIT

Metal Kit (Shown)  
13-1/2" x 9-1/2" x 2"  
Includes: 482 Pieces

7118 7119  
7120 7121  
7122 7124  
7144 7126  
7128 7148  
7130



## O'Ring Kits

Most popular O'Rings  
O'Ring Specifics & Refill Packs Page 33

### #0001-O O'RING KIT

Plastic Kit 7"x4-1/2"  
(Shown)

Includes: 82 Pieces  
10006 10009 10010  
10013 10015 10016  
10110 10112 10114  
10116 10210 10212



### #0003-O O'RING KIT

Plastic Kit 10-3/4"x7" (Not Shown)  
Includes: 211 Pieces

10006 10008 10009 10010 10013  
10015 10016 10110 10112 10114  
10115 10116 10210 10211 10212  
10214 10216 10218

### #0004-O O'RING KIT

Metal Kit (Shown)  
13-1/2" x 9-1/2" x 2"  
Includes: 575 Pieces

10006 10008 10009  
10010 10011 10012  
10013 10014 10015  
10016 10017 10110  
10111 10112 10113  
10114 10115 10116  
10210 10211 10212  
10214 10216  
10218





# Solderless Terminal Kits

Consult Factory for Kit Content Listing

## KIT CLAM PACKS



**#0040PT**  
**BUTT CONNECTORS**  
22-16, 16-14 & 12-10 AWG  
Butt Connectors & Terminals  
40 Pieces



**#0042PT**  
**16-14 GA TERMINALS**  
Butt Connectors & Terminals  
46 Pieces



**#0045PT**  
**QUICK CONNECTS**  
22-16, 16-14 & 12-10 AWG  
Male & Female  
28 Pieces



**#0050PT**  
**CRIMP-HEAT SHRINK**  
22-16, 16-14 & 12-10 AWG  
Butt Connectors & Rings  
25 Pieces



**#0002-DLK**  
**DUMB LITTLE KIT**  
25 Terminals & Tool  
5" x 8" With Hang Tab  
Packed 12 to a case  
Order Multiples of 12

**#0001-T**  
**TERMINAL KIT**  
85 Piece Terminal Kit  
4-1/2" x 3" Kit  
Shelf or Peg Display



**#0002-T**  
**TERMINAL KIT**  
175 Piece Terminal Kit  
7" x 4-1/2" Kit  
Shelf or Peg Display



**#0002-U**  
**UNINSULATED KIT**  
22-16, 16-14 & 12-10 AWG  
7" x 4-1/2" Kit  
Includes: 185 Pieces  
2300 2305 2355 2400 2405 2406  
2455 2500 2505 2506 2509 2555



**#0003-X**  
**TERMINAL KIT**  
100 Terminals & Tool  
4" x 10" Plastic Kit  
With Hang Tab



**#0003-Z**  
**AUTO REPAIR KIT**  
Terminals, Tools, Ties, Tape  
Double Sided Plastic Case  
238 Pieces 10"x7"x3" Case



**#0003-L**  
**LUG TERMINAL KIT**  
Solid Copper Tubular Lugs  
10-3/4" x 7" Kit  
Includes: 68 Pieces  
4136 4138 4139 4236  
4238 4239 4243 4339  
4343 4439 4443 4539  
4543 4639 4643 4738  
4739 4743



**#0003-R**  
**SERVICE KIT**  
Terminals, Grommets  
& Nylon Clamps  
10-3/4" x 7" Kit  
Includes: 249 Pieces  
1700 1705 1755 1800  
1804 1805 1825 1855  
1856 1268 1858 1900  
1905 1560 6117 6119  
7120 7122



**#0003-T**  
**TERMINAL KIT**  
Solderless Terminals  
with #0300T Tool  
10-3/4" x 7" Kit  
Includes: 230 Pieces  
1700 1705 1755 1800  
1804 1805 1824 1825  
1855 1856 1900 1905



**#0003-WS**  
**TERMINAL KIT**  
Nylon & w/Sleeve Terminals  
10-3/4" x 7" Kit  
Includes: 180 Pieces  
1100 2905 2925 2955  
1764 1765 1200 3005  
3025 3055 1864 1865  
1300 3106 3108 3155  
1964 1965



**#0003-W**  
**WIRING KIT**  
Terminals & Wire Ties  
10-3/4" x 7" Kit  
Includes: 226 Pieces  
Assorted Wire Ties  
1700 1705 1755 1800  
1804 1805 1825 1855  
1856 1560 1900 1905

Use with Storage Rack (Page 2)



**#0004-L LUG TERMINAL KIT**  
Metal 13" x 9" x 2" Kit  
Solid Copper Tubular Lugs  
with #0685T Tool  
Includes: 236 Pieces  
4236 4238 4239 4243  
4339 4343 4439 4443  
4539 4543 4639 4643  
4738 4739 4743



**#0004-T TERMINAL KIT**  
Metal 13" x 9" x 2" Kit  
Solderless Terminals  
with #0300T Tool  
Includes: 482 Pieces  
1700 1705 1755 1800 1804  
1805 1806 1808 1824 1825  
1855 1856 1858 1268 1560  
1900 1905 1906 1909 1955



**#0004-TN TERMINAL KIT**  
Metal 13" x 9" x 2" Kit  
Nylon w/Sleeve Terminals  
with #0330T Tool  
Includes: 301 Pieces  
1100 1200 1300 2905 2955  
1764 1765 3005 3006 3025  
3055 3056 3058 3068 1864  
1865 3105 3106 3109 3155



**#0005-T TERMINAL KIT**  
Metal 18" x 12" x 3" Kit  
Solderless Terminals  
Includes: 1680 Pieces  
1700 1705 1800 1804 1805  
1806 1808 1825 1855 1856  
1864 1865 1858 1268 1560  
1580 1595 1900 1905 1906  
1909 1913 1955 1956

# Specialty Kits

Refillable Kits - Most Popular & Commonly Used Sizes

6 Compartment Plastic Kits

## #0001-E "E" CLIP KIT

Most Commonly Used "E" Clips 4-1/2" x 3" Kit 90 Pieces

Size:	Kit Contains:	Refill Packs:
3/32" Shaft	#6210 10 pcs	#6210C 25 pcs
5/32" Shaft	#6212 10 pcs	#6212C 25 pcs
1/4" Shaft	#6214 25 pcs	#6214C 25 pcs
3/8" Shaft	#6216 20 pcs	#6216C 25 pcs
7/16" Shaft	#6218 25 pcs	#6218C 25 pcs



## #0001-L LICENSE PLATE FASTENER KIT

Fasteners For License Plate Repairs  
4-1/2" x 3" Kit 36 Pieces

Description:	Kit Contains:	Refill Packs:
Black Nylon Screw & Nut	#9697 12 pcs	9697M 2 Sets
Nylon Nut for #14 Screw	#9698 12 pcs	9698M 2 Sets
Hex Head #14 Screw	#9776 12 pcs	9776M 3 pcs



## #0001-H HAIR PIN RETAINER KIT

Most Popular Hair Pin Retainers 4-1/2" x 3" Kit 90 Pieces

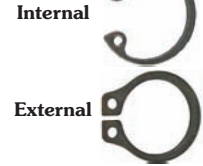
Size:	Kit Contains:	Refill Packs:
1/16" Groove	#6270 25 pcs	#6270C 25 pcs
1/8" Groove	#6272 25 pcs	#6272C 25 pcs
3/16" Groove	#6274 10 pcs	#6274C 25 pcs
1/4" Groove	#6276 10 pcs	#6276C 25 pcs
5/16" Groove	#6278 10 pcs	#6278C 25 pcs
3/8" Groove	#6280 10 pcs	#6280C 25 pcs



## #0001-R RETAINING RING KIT

External & Internal Retaining Rings  
4-1/2" x 3" Kit 60 Pieces

Size:	Kit Contains:	Refill Packs:
1/4" External	#6240 10 pcs	#6240C 25 pcs
3/8" External	#6242 10 pcs	#6242C 25 pcs
1/2" Internal	#6244 20 pcs	#6244C 25 pcs
5/8" Internal	#6246 10 pcs	#6246C 25 pcs
7/8" Internal	#6248 10 pcs	#6248C 15 pcs



## #0002-C COTTER PIN KIT

Most Popular Cotter Pins 6-1/2" x 3-1/2" Kit 80 Pieces

Size:	Kit Contains:	Refill Packs:
1/16" x 1/2"	#9680 15 pcs	#9680C 50 pcs
1/16" x 1"	#9681 15 pcs	#9681C 50 pcs
3/32" x 1"	#9683 15 pcs	#9683C 50 pcs
1/8" x 1-1/2"	#9689 15 pcs	#9689C 50 pcs
1/8" x 2"	#9690 10 pcs	#9690C 50 pcs
5/32" x 2"	#9693 10 pcs	#9693C 50 pcs



## #0002-DF CARBURETOR CAP KIT

Assorted Vinyl Carburetor Caps 6-1/2" x 3-1/2" Kit  
50 Pieces Refill Packs Page 33

Size:	Kit Contains:
1/8" I.D.	#7020 10 pcs
3/16" I.D.	#7021 10 pcs
1/4" I.D.	#7022 10 pcs
5/16" I.D.	#7023 10 pcs
3/8" I.D.	#7024 10 pcs



## #0001-S TRIM SCREW KIT

Trim Screws With Counter Sunk Washers  
Chrome & Black 4-1/2" x 3" Kit 36 Pieces

Size:	Kit Contains:	Refill Packs:
#8x5/8" Chrome	#6305 6 pcs	#6305C 15 pcs
#8x1" Chrome	#6310 6 pcs	#6310C 15 pcs
#8x1-1/4" Chrome	#6312 6 pcs	#6312C 15 pcs
#8x5/8" Black	#6325 6 pcs	#6325C 15 pcs
#8x1" Black	#6330 6 pcs	#6330C 15 pcs
#10x1" Black	#6335 6 pcs	#6335C 15 pcs



## #0002-HC CARBURETOR CAP KIT

Hypalon Carburetor Caps 6-1/2" x 3-1/2" Kit  
53 Pieces Refill Packs Page 33

Size:	Kit Contains:
1/8" I.D.	#7030 15 pcs
3/16" I.D.	#7031 10 pcs
1/4" I.D.	#7032 10 pcs
5/16" I.D.	#7033 10 pcs
3/8" I.D.	#7034 8 pcs



# Vacuum Line Kits

Refill Packs Page 33

## #0002-V

### VACUUM HOSE "T" KIT

Vacuum Line Plastic "T"s  
18 Pieces 7" x 3-3/4" Plastic Kit



I.D.	Kit Contains:
1/8"	#5231 3 pcs
3/16"	#5232 3 pcs
1/4"	#5233 3 pcs
5/16"	#5234 6 pcs
3/8"	#5235 3 pcs



## #0002-W

### VACUUM HOSE CONNECTORS

Vacuum Line Plastic "T"s &  
Multi-Line Connectors  
18 Pieces 7" x 3-3/4" Plastic Kit



I.D.	Kit Contains:
3/16" 3-way	#5225 3 pcs
3/16" 4-way	#5227 3 pcs
3/16" 5-way	#5229 3 pcs
1/8" 3-way	#5231 3 pcs
3/16" 3-way	#5232 3 pcs
1/4" 3-way	#5233 3 pcs



## #0003-V VACUUM HOSE KIT

Vacuum Line Plastic "T"s, Couplers,  
Universals & Multi-Line Connectors  
72 Pieces 10-3/4" x 7" Plastic Kit



I.D.	Kit Contains:
1/8" T	#5231 8 pcs
3/16" T	#5232 10 pcs
1/4" T	#5233 8 pcs
5/16" T	#5234 5 pcs
1/8" Coupler	#5241 8 pcs
3/16" Coupler	#5242 10 pcs
1/4" Coupler	#5243 8 pcs
5/16" Coupler	#5244 5 pcs
Universal T	#5253 5 pcs
Unvnl Coupler	#5254 5 pcs



# Rubber Insulated Clamps

## #0003-RC



Rubber Insulated Aluminum Clamps  
Rugged Heavy Duty Style  
18 Compartment 10-3/4" x 7" Plastic Kit  
51 Pieces Refill Packs Page 34

Size:	Kit Contains:
1/4" I.D. 1/4" Stud	#7314 15 pcs
3/8" I.D. 1/4" Stud	#7315 9 pcs
1/2" I.D. 1/4" Stud	#7316 9 pcs
5/8" I.D. 1/4" Stud	#7317 6 pcs
3/4" I.D. 1/4" Stud	#7318 6 pcs
1" I.D. 1/4" Stud	#7320 6 pcs



## Fuse Holder Kit



#0003-FT

Add-A-Circuit Fuse Holders & Blade Fuse Holders (Fuses Not Included)  
10-1/2" x 7" Plastic Kit  
26 Pieces Refills Page 27 & 29

Fuse Type:	Kit Contains:
Micro2	#0954 5 pcs
Low Profile	#0955 5 pcs
ATM Mini	#0956 5 pcs
ATM Mini	#0948 5 pcs
ATC/ATO	#0950 5 pcs



#0003-FH

Replacements or New Fuse Holders Glass & Blade Style Fuses (Fuses Not Included)  
10-1/2" x 7" Plastic Kit  
18 Pieces Refills Page 27 & 29

Gauge & AMP	Kit Contains:
16 GA 15 Amp	#0905 2 pcs
12 GA 30 Amp	#0906 2 pcs
16 GA 10 Amp	#0961 2 pcs
12 GA 30 Amp	#0963 2 pcs
16 Ga 10 Amp	#0965 2 pcs
12 GA 30 Amp	#0967 2 pcs
12 GA 30 Amp	#0950 2 pcs
16 GA 10 Amp	#0956 2 pcs
16 GA 15 Amp	#0957 2 pcs

## Headlight Connector Kit



#0003-HL

OEM Replacement Headlight Connectors  
10-1/2" x 7" Plastic Kit  
24 Pieces Refill Packs Page 48

Headlight Bulb:	Kit Contains:
9003 & H4	#5407 4 pcs
9008 & H13	#5459 4 pcs
9004 & 9007	#5460 4 pcs
9005, 9145 & H10	#5461 4 pcs
9006 & H4351	#5462 4 pcs
881, 886, 889 & 894	#5638 4 pcs
896, 898, H8, H11, H16	

## Deutsch Pigtail Kit

*Pre-Assembled!!*



#0003-DP

Deutsch DT Series Mating Pigtails  
Male Housings Assembled with Female Contacts  
Female Housings Assembled with Male Pin Contacts  
10-1/2" x 7" Plastic Kit  
20 Pieces Refills Page 43

Housing:	Kit Contains:
2-Way Male	#6010 4 pcs
2-Way Female	#6011 4 pcs
3-Way Male	#6012 2 pcs
3-Way Female	#6013 2 pcs
4-Way Male	#6014 2 pcs
4-Way Female	#6015 2 pcs
6-Way Male	#6016 1 pc
6-Way Female	#6017 1 pc
8-Way Male	#6018 1 pc
8-Way Female	#6019 1 pc



## Deutsch DT Repair Kits

*Deutsch Picks, Tools & Refill Packs Page 41*



#0003-D



#0003-DB



#0003-DT

### DEUTSCH DT REPAIR KITS

Refill Packs Page 41 Deutsch Tools Page 19  
10-3/4" x 7" Plastic Kit

#### #0003-DB SOLID BARREL DEUTSCH KIT WITH TOOL

2, 3, 4, 6 & 8 Way Housings, Wedglocks & Terminals - 125 Pieces  
Includes: 5962 5963 5964 5965 5990 5991 5992 0667 Tool  
5993 5994 5995 5996 5997 5998 5999

#### #0003-D OPEN BARREL DEUTSCH KIT

2, 3, 4, 6 & 8 Way Housings, Wedglocks & Terminals - 152 pieces  
Includes: 5966 5967 5968 5969 5990 5991 5992  
5993 5994 5995 5996 5997 5998 5999

#### #0003-DT OPEN BARREL DEUTSCH KIT WITH TOOL

2, 3, 4, 6 & 8 Way Housings, Wedglocks & Terminals - 125 pieces  
Includes: 5966 5967 5968 5969 5990 5991 5992 0663 Tool  
5993 5994 5995 5996 5997 5998 5999



#0004-DB



#0005-DB



#### #0004-DB SOLID BARREL DEUTSCH KIT WITH TOOL

12-1/2" x 9-1/2" x 2" Metal Kit With Safety Catch & Handle  
2, 3, 4, 6 & 8 Way Housings, Wedglocks & Terminals  
Solid Barrel Crimping Tool & Repair Pick - 372 pieces  
Includes: 5961 5962 5963 5964 5965 5990 5991 5992 5993  
5994 5995 5996 5997 5998 5999 0667 & 0668 Tools

#### #0005-DB SOLID BARREL DEUTSCH KIT

18" x 12" x 3" Metal Kit With Safety Catch & Handle  
2, 3, 4, 6 & 8 Way Housings, Wedglocks & Terminals  
Dielectric Grease & Cavity Plug - 651 pieces  
Includes: 0099 5961 5962 5963 5964 5965 5990 5991  
5992 5993 5994 5995 5996 5997 5998 5999



# Weatherpack Repair Kits



Easy to Repair Weatherpack Connections  
 Slip Cable Seal Over Wire & Strip Wire Ends  
 Insert Wire Until Insulation Butts Up To  
 Conductor Ears Of Terminal  
 Crimp Conductor Ears  
 Slide Cable Seal To Middle Of Insulation Ears  
 Crimp Insulation Ears  
 Insert Crimped Terminal Into Housing Until It Clicks Into Place  
 Snap Male & Female Housing Together



#0660 Picks &  
 #0663 Crimping Tool  
 (Page 19)



Correct Terminal Crimp with Seals



#0003-OG1



#0003-OG2



#0003-OG3



#0003-OG4

## GENERAL MOTORS REPAIR KITS

Refill Packs Page 44 & 45 Weatherpack Tools Page 19  
 10-3/4" x 7" Plastic Kit

### #0003-OG1 GM WEATHERPACK KIT

**NEW UPDATE**

80 Terminals 50 Seals 26 Housings 4 Tools  
 Includes: 5850 5851 5852 5853 5854 5855 5856  
 5860 5861 5862 5863 5864 5865 5867  
 5868 0660 0663

### #0003-OG2 GM WEATHERPACK KIT

45 Terminals 30 Seals 26 Housings  
 Includes: 5849 5850 5851 5852 5853 5854 5855  
 5856 5857 5858 5860 5861 5862 5863  
 5864 5865 5867 5868

### #0003-OG3 GM METRI-PACK & MICRO-PACK

180 Terminals  
 Includes: 5810 5811 5812 5813 5814 5820 5821  
 5822 5823 5825 5826 5830 5831 5840  
 5841 5842 5950 5951

### #0003-OG4 GM WEATHERPACK KIT

120 Terminals 70 Seals 22 Housings 4 Tools  
 Includes: 5850 5851 5852 5853 5854 5855 5856  
 5860 5861 5862 5863 5864 5865 5867  
 5868 5869 5870 0660 0663

**NEW**

Use with #0016A  
 Storage Rack (Page 2)



#0004-OG4

**NEW**

Use with #0017A  
 Storage Rack (Page 2)



#0005-WP

### #0004-OG4 GM WEATHERPACK KIT

12-1/2" x 9-1/2" x 2" Metal Kit With Safety Catch & Handle  
 665 Pieces: 310 Seals 300 Terminals 40 Housings 4 Tools & Grease  
 Includes: 5849 5850 5851 5852 5853 5854 5855 5856  
 5857 5858 5860 5861 5862 5863 5864 5865  
 5867 5868 5869 5870 0099 0660 & 0663 Tools

### #0005-WP GM WEATHERPACK KIT

18" x 12" x 3" Metal Kit With Safety Catch & Handle  
 1320 Pieces: 620 Seals 600 Terminals 100 Housings  
 Includes: 5849 5850 5851 5852 5853 5854 5855 5856  
 5857 5858 5860 5861 5862 5863 5864 5865  
 5867 5868 5869 5870 5871 5872 5873 5874

# Heat Shrink Tubing Kits

## SINGLE WALL SHRINK TUBING



#0003-SR

**#0003-SR SINGLE WALL SHRINK TUBE**  
 1/8" to 3/4" Diameter Black Single Wall Shrink Tubing  
 54 6" pieces 10-1/2" x 7" Plastic Kit Refill Packs Page 32  
 Includes: 8219 8220 8221 8222 8223 8224

**#0003-SRB RED & BLACK SHRINK TUBE**  
 1/8" to 3/4" Diameter Single Wall Shrink Tubing  
 54 6" pieces 10-1/2" x 7" Plastic Kit Refill Packs Page 32  
 Includes: 8219 8220 8221 8222 8223 8224  
 8250 8251 8252 8253 8254 8255




Single Wall Shrink Tube



#0003-SRB

## WATERPROOF DUAL WALL SHRINK TUBING



Waterproof Shrink Tube



#0003-SW

**#0003-SW WATERPROOF SHRINK TUBE**  
 3/16" to 1" Diameter Red & Black Dual Wall  
 Waterproof Shrink Tubing  
 40 6" Pieces 10-1/2" x 7" Plastic Kit Refill Packs Page 32  
 Includes: 8230 8231 8232 8233 8234 8235  
 8260 8261 8262 8263 8264 8265

# Heat Shrink Terminal Kits

## Heat Shrink - Crimp & Heat Shrink - Solder & Heat Shrink



#0002-SS

Solder-Heat Shrink



#0002-HS

Crimp-Heat Shrink



#0003-SS



#0003-HS

**#0002-HS HEAT SHRINK BUTT CONNECTOR KIT**  
 22-16, 16-14 & 12-10 AWG Crimp & Heat Shrink Butt Connectors  
 40 pieces 6-1/2" x 3-1/2" Plastic Kit Refill Packs Page 8  
 Includes: 2250 2260 2270

**#0002-SS CRIMP-SOLDER-HEAT SHRINK BUTT CONNECTOR KIT**  
 22-24, 22-16, 16-14 & 12-10 AWG Crimp & Heat Shrink Butt Connectors  
 70 pieces 4-1/2" x 3" Plastic Kit Refill Packs Page 8  
 Includes: 2248 2254 2264 2274

**#0003-HS CRIMP & HEAT SHRINK TERMINAL KIT**  
 Heat Shrink Terminals & Heat Shrink Butt Connectors  
 54 pieces 10-3/4" x 7" Plastic Kit Refill Packs Page 8 & 9  
 Includes: 2250 2260 2270 2212 2213 2218 2219 2222 2223  
 2226 2228 2229 2231 2232 2234 2235 2238 2239

**#0003-SS SOLDER & HEAT SHRINK TERMINAL KIT**  
 Solder Shrink Terminals and Crimp & Solder Shrink Butt Connectors  
 54 pieces 10-3/4" x 7" Plastic Kit Refill Packs Page 8 & 9  
 Includes: 2254 2264 2274 2812 2818 2819 2821 2822 2823  
 2825 2828 2829 2831 2832 2834 2835 2838 2839



#0385 Crimping Tool  
(Page 18)



#0004-SS



#0004-HS

Use with #0016A  
Storage Rack (Page 2)

**#0004-HS HEAT SHRINK TERMINALS & BUTTS - SOLDER SHRINK BUTT CONNECTOR KIT**  
 192 Heat Shrink Terminals - 24 Heat Shrink Butts - 24 Solder Shrink Butts  
 13-1/2" x 9-1/2" Metal Kit Refill Packs Page 8 & 9  
 Includes: 2212 2216 2218 2219 2222 2223 2224 2226  
 2228 2229 2231 2232 2234 2236 2238 2239  
 2244 2245 2250 2252 2260 2262 2270 2272

**#0004-SS SOLDER & HEAT SHRINK TERMINAL KIT**  
 120 Solder Shrink Terminals - 15 Crimp & Solder Shrink Butt Connectors  
 13-1/2" x 9-1/2" Metal Kit Refill Packs Page 8 & 9  
 Includes: 2254 2264 2274 2810 2811 2812 2813 2816  
 2818 2819 2821 2822 2823 2825 2826 2828  
 2829 2831 2832 2834 2835 2836 2838 2839

All Items with QT, KT, GT or PT Suffix are Clam Shell Program Items.



# Crimp & Heat Shrink Butt Connector

*Waterproof and Corrosion Resistant Connections  
Crimp & Apply Heat Until Inner Wall Melts and Tubing Shrinks*

*NEW #0385T Tool  
Crimps Heat Shrink Terminals  
22-8 Ga (Page 18)*



**NYLON** *Clear Nylon - Better Visibility  
30% Faster Shrink Time  
Lower Operating Temp*



Seamless Copper Connector Barrel  
Adhesive Lined Nylon Heat Shrink Sleeve  
Maximum Electrical Rating 750 Volts - Tensile Strength 4000 psi  
Insulation Shrink Temp 212°F (100°C)  
Operating Temperature -67°F to 257°F (-55°C to 125°C)

◆◆  
**MADE IN USA**



Red 22-16 AWG		Blue 16-14 AWG		Yellow 12-10 AWG	
Part #	Qty	Part #	Qty	Part #	Qty
2250AA	1000	2260AA	1000	2270AA	500
2250A	100	2260A	100	2270A	100
2250G	25	2260G	25	2270G	25
2250GT	25	2260GT	25	2270GT	25
2250C	5	2260C	5	2270C	5
2250PT	5	2260PT	5	2270PT	5

**POLYOLEFIN**



Seamless Copper Connector Barrel  
Adhesive Lined Polyolefin Heat Shrink Sleeve  
Maximum Electrical Rating 600 Volts - Tensile Strength 1500 psi  
Insulation Shrink Temp 302°F (150°C)  
Operating Temperature 14°F to 241°F (-10°C to 105°C)



*NEW - More Pack Sizes*

Yellow 26-22 AWG		Red 22-16 AWG		Blue 16-14 AWG		Yellow 12-10 AWG	
Part #	Qty	Part #	Qty	Part #	Qty	Part #	Qty
2246AA	1000	2251AA	1000	2261AA	1000	2271AA	500
2246A	100	2251A	100	2261A	100	2271A	100
2246G	25	2251G	25	2261G	25	2271G	25
2246GT	25	2251GT	25	2261GT	25	2271GT	25
2246C	5	2251C	5	2261C	5	2271C	5
2246PT	5	2251PT	5	2261PT	5	2271PT	5

# Heat Shrink Step Down Butt Connector



*Varied Diameter of Terminal Barrel  
Gives a Positive Crimp on Each End*



Insert & Crimp Stripped Wires in Correct End  
Apply Heat Slowly Until Adhesive Melts & Flows  
& Tubing Shrinks

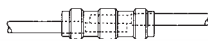
Color Coded Stripes Denote Wire Gauge  
Red Stripe - 22-16 AWG  
Blue Stripe - 16-14 AWG  
Yellow Stripe - 12-10 AWG



Window in Connector Allows for Visual Inspection of Wires  
Wire Stop Prevents Over Insertion of Wires  
Translucent Adhesive Lined Polyolefin Heat Shrink Sleeve  
Maximum Electrical Rating 900 volts - Tensile Strength 2200 psi  
Insulation Shrink Temp 275°F (135°C)  
Operating Temperature -67°F to 230°F (-55°C to 110°C)

Color	Gauge	Part #	Qty	Part #	Qty
Blue w/Red & Blue Stripe	16-14 to 22-16	2265AA	1000	2265A	100
		2265G	25	2265GT	25
		2265C	5	2265PT	5
Yellow w/Blue & Yellow Stripe	12-10 to 16-14	2275AA	1000	2275A	100
		2275G	25	2275GT	25
		2275C	5	2275PT	5
Red w/Yellow & Red Stripe	8 to 12-10	2295AA	500	2295A	100
		2295G	25	2295GT	25
		2295C	3	2295PT	3

# Solder & Heat Shrink Butt Connector



Intermingle & Overlap Stripped Wires In Center of Solder Ring  
Slowly Apply Heat Until Solder Ring Melts  
Continue Heating Tubing Until Adhesive Flows & Tubing Shrinks

*Soldering Gives Strong Vibration Resistant  
Life To Each Connection*



Pre-Fluxed Solder Ring  
Translucent & Adhesive Lined Polyolefin Shrink Sleeve  
Maximum Electrical Rating 600 volts - Tensile Strength 2200 psi  
Solder Melt Point 300°F (149°C) - Insulation Shrink Temp 275°F (135°C)  
Operating Temperature -67°F to 230°F (-55°C to 110°C)

Red 22-16 AWG		Blue 16-14 AWG		Yellow 12-10 AWG	
Part #	Qty	Part #	Qty	Part #	Qty
2252A	100	2262A	100	2272A	100
2252G	25	2262G	25	2272G	25
2252GT	25	2262GT	25	2272GT	25
2252C	5	2262C	5	2272C	5
2252PT	5	2262PT	5	2272PT	5

# Crimp-Solder-Heat Shrink Butt Connector



*Pre-Fluxed Solder Ring*

Insert & Intermingle Stripped Wires In Connector & Crimp  
Apply Heat Until Pre-Fluxed Solder Ring Melts  
Continue Heating Tubing Until Adhesive Flows & Tubing Shrinks  
Cool For a Perfect Watertight Connection

*Using a Crimpable Connector  
Holds Wire in Place  
While Solder is Melting*



Seamless Copper Butt Connectors - Wire Stop Prevents Over-Insertion  
Translucent & Adhesive Lined Polyolefin Shrink Sleeve  
Window in Connector Allows Visual Inspection of Solder Flow  
Maximum Electrical Rating 900 volts - Tensile Strength 2200 psi  
Solder Melt Point 300°F (149°C) - Insulation Shrink Temp 275°F (135°C)  
Operating Temperature -67°F to 230°F (-55°C to 110°C)

Clear 24-22 AWG		Red 22-16 AWG		Blue 16-14 AWG		Yellow 12-10 AWG	
Part #	Qty	Part #	Qty	Part #	Qty	Part #	Qty
2248A	100	2254A	100	2264A	100	2274A	100
2248G	25	2254G	25	2264G	25	2274G	25
2248GT	25	2254GT	25	2264GT	25	2274GT	25
2248C	5	2254C	5	2264C	5	2274C	5
2248PT	5	2254PT	5	2264PT	5	2274PT	5

All Items with QT, KT, GT or PT Suffix are Clam Shell Program Items.



# Crimp & Heat Shrink

*Stop Wire Corrosion In It's Tracks!*

Waterproof and Corrosion Resistant Connections

**INSTALLATION:**  
 Insert Stripped Wire into Terminal  
 Crimp Terminal on Wire  
 Slowly Apply Heat 300°F (150°C)  
 Inner Wall Softens & Melts - Outer Wall Shrinks

## RING



*Kits Available (Page 7)*

## SPADE



## FULLY INSULATED FEMALE



## FULLY INSULATED MALE



## BULLET CONNECTOR & RECEPTACLE



		Bullet Receptacle			
		Blue 16-14 AWG			
D		Part #	Qty	Part #	Qty
.157		2244A	100	2245A	100
.157		2244G	25	2245G	25
.157		2244C	5	2245C	5
.157		2244PT	5	2245PT	5

Brazed Seam Terminals - Adhesive Lined Polyolefin Heat Shrink Sleeve  
 Insulation Shrink Temp 302°F (150°C) - Maximum Electrical Rating 600 volts  
 Operating Temperature 14°F to 241°F (-10°C to 105°C)  
 Available in Kits: #0002-HS, #0003-HS & #0004-HS (Page 7)  
 Heat Shrink Step-Down Butt Connectors (Page 8)

Stud Size	Red 22-16 AWG				Blue 16-14 AWG				Yellow 12-10 AWG			
	Part #	Qty	Part #	Qty	Part #	Qty	Part #	Qty	Part #	Qty	Part #	Qty
#6	2210A	100	2210G	25	2220A	100	2220G	25	—	—	—	—
#6	2210C	5	2210PT	5	2220C	5	2220PT	5	—	—	—	—
#8	2211A	100	2211G	25	2221A	100	2221G	25	2230A	100	2230G	25
#8	2211C	5	2211PT	5	2221C	5	2221PT	5	2230C	5	2230PT	5
#10	2212A	100	2212G	25	2222A	100	2222G	25	2231A	100	2231G	25
#10	2212C	5	2212PT	5	2222C	5	2222PT	5	2231C	5	2231PT	5
1/4"	2213A	100	2213G	25	2223A	100	2223G	25	2232A	100	2232G	25
1/4"	2213C	5	2213PT	5	2223C	5	2223PT	5	2232C	5	2232PT	5
5/16"	2214A	100	2214G	25	2224A	100	2224G	25	2233A	100	2233G	25
5/16"	2214C	5	2214PT	5	2224C	5	2224PT	5	2233C	5	2233PT	5
3/8"	—	—	—	—	2225A	100	2225G	25	2234A	100	2234G	25
3/8"	—	—	—	—	2225C	5	2225PT	5	2234C	5	2234PT	5
1/2"	—	—	—	—	—	—	—	—	2235A	100	2235G	25
1/2"	—	—	—	—	—	—	—	—	2235C	5	2235PT	5
#10	2216A	100	2216G	25	2226A	100	2226G	25	2236A	100	2236G	25
#10	2216C	5	2216PT	5	2226C	5	2226PT	5	2236C	5	2236PT	5
<b>FEMALE</b>												
.250"	2218A	100	2218G	25	2228A	100	2228G	25	2238A	100	2238G	25
.250"	2218C	5	2218PT	5	2228C	5	2228PT	5	2238C	5	2238PT	5
<b>MALE</b>												
.250"	2219A	100	2219G	25	2229A	100	2229G	25	2239A	100	2239G	25
.250"	2219C	5	2219PT	5	2229C	5	2229PT	5	2239C	5	2239PT	5

# Solder & Heat Shrink

*Make Strong Permanent Repairs!!*

Waterproof and Vibration Resistant Connections

**INSTALLATION:**  
 Insert Stripped Wire into Terminal  
 Apply Heat 300°F (149°C) to Solder Sleeve Until it Melts  
 Heat Insulation Slowly Until Inner Wall Melts & Flows  
 and Outer Wall Shrinks Completely  
 Cool For A Strong Watertight Connection

## RING

*Kits Available (Page 7)*



## SPADE



## INSULATED FEMALE



## INSULATED MALE



Connector Has Pre-Measured & Fluxed Solder Pellet  
 Translucent & Adhesive Lined Polyolefin Heat Shrink Sleeve  
 Soldered & Encapsulated Termination  
 Maximum Electrical Rating 900 volts - Tensile Strength 2200 psi  
 Solder Melt Point 300°F (149°C) - Insulation Shrink Temp 275°F (135°C)  
 Operating Temperature -67°F to 230°F (-55°C to 110°C)

Stud Size	Red 22-16 AWG				Blue 16-14 AWG				Yellow 12-10 AWG			
	Part #	Qty	Part #	Qty	Part #	Qty	Part #	Qty	Part #	Qty	Part #	Qty
#6	2810A	100	2810G	25	—	—	—	—	—	—	—	—
#6	2810C	5	2810PT	5	—	—	—	—	—	—	—	—
#8	2811A	100	2811G	25	2821A	100	2821G	25	—	—	—	—
#8	2811C	5	2811PT	5	2821C	5	2821PT	5	—	—	—	—
#10	2812A	100	2812G	25	2822A	100	2822G	25	2831A	100	2831G	25
#10	2812C	5	2812PT	5	2822C	5	2822PT	5	2831C	5	2831PT	5
1/4"	2813A	100	2813G	25	2823A	100	2823G	25	2832A	100	2832G	25
1/4"	2813C	5	2813PT	5	2823C	5	2823PT	5	2832C	5	2832PT	5
3/8"	2815A	100	2815G	25	2825A	100	2825G	25	2834A	100	2834G	25
3/8"	2815C	5	2815PT	5	2825C	5	2825PT	5	2834C	5	2834PT	5
1/2"	—	—	—	—	—	—	—	—	2835A	100	2835G	25
1/2"	—	—	—	—	—	—	—	—	2835C	5	2835PT	5
#10	2816A	100	2816G	25	2826A	100	2826G	25	2836A	100	2836G	25
#10	2816C	5	2816PT	5	2826C	5	2826PT	5	2836C	5	2836PT	5
<b>FEMALE</b>												
.250"	2818A	100	2818G	25	2828A	100	2828G	25	2838A	100	2838G	25
.250"	2818C	5	2818PT	5	2828C	5	2828PT	5	2838C	5	2838PT	5
<b>MALE</b>												
.250"	2819A	100	2819G	25	2829A	100	2829G	25	2839A	100	2839G	25
.250"	2819C	5	2819PT	5	2829C	5	2829PT	5	2839C	5	2839PT	5

All Items with QT, KT, GT or PT Suffix are Clam Shell Program Items.

# Butt Connectors


*Heat Shrink Butts Page 8*

Butt Splices Take Two Crimps, One Over Each Wire  
Provide Insulation From Wire To Wire

## NYLON INSULATED BUTTED SEAM BARREL



## VINYL INSULATED BUTTED SEAM BARREL




## VINYL FLARE INSULATED BUTTED SEAM BARREL



## NON-INSULATED BUTTED SEAM BARREL



## NYLON INSULATED SOLID BARREL



Red 22-16 AWG				Blue 16-14 AWG				Yellow 12-10 AWG			
Part #	Qty	Part #	Qty	Part #	Qty	Part #	Qty	Part #	Qty	Part #	Qty
1100A	1000	—	—	1200A	1000	—	—	1300A	500	—	—
1100G	100	—	—	1200G	100	—	—	1300G	100	—	—
1100C	50	1100PT	50	1200C	50	1200PT	50	1300C	25	1300PT	25
1100D	11	1100KT	11	1200D	11	1200KT	11	1300D	6	1300KT	6
1100M	4	1100QT	4	1200M	4	1200QT	4	1300M	2	1300QT	2
1400A	1000	—	—	1500A	1000	—	—	1600A	500	—	—
1400C	50	1400PT	50	1500C	50	1500PT	50	1600C	25	1600PT	25
1400D	10	1400KT	10	1500D	10	1500KT	10	1600D	6	1600KT	6
1700A	1000	—	—	1800A	1000	—	—	1900A	500	—	—
1700G	100	—	—	1800G	100	—	—	1900G	100	—	—
1700C	50	1700PT	50	1800C	50	1800PT	50	1900C	25	1900PT	25
1700H	20	1700KT	20	1800H	20	1800KT	20	1900H	14	1900KT	14
1700D	12	—	—	1800D	12	—	—	1900D	8	—	—
1700M	5	1700QT	5	1800M	5	1800QT	5	1900M	4	1900QT	4
2300A	1000	—	—	2400A	1000	—	—	2500A	500	—	—
2300C	100	—	—	2400C	100	—	—	2500C	50	—	—
2000A	1000	—	—	2100A	1000	—	—	2200A	500	—	—
2000C	50	2000PT	50	2100C	50	2100PT	50	2200C	25	2200PT	25

# Step-Down Butt Connectors

Tin Plated Copper Connectors  
Used to Join Two Wires of Two Different Wire Gauges  
Connectors are Color Coded With Colored Stripe Appearing on End

## VINYL FLARE INSULATED



Color Coded Stripes Denote Wire Gauge  
Red Stripe: 22-16 AWG (or 8 GA)  
Blue Stripe: 16-14 AWG  
Yellow Stripe: 12-10 AWG

## HEAT SHRINK STEP-DOWN BUTT CONNECTORS

Crimp & Heat Shrink Connectors  
Adhesive Lined Heat Shrink Tubing  
Operating Temperature -67°F to 230°F (-55°C to 110°C)



Color	Gauge	Part #	Qty	Part #	Qty
Blue w/Red Stripe	16-14 to	2280A	100	—	—
	22-18	2280C	25	2280PT	25
Yellow w/Blue Stripe	12-10 to	2285A	100	—	—
	16-14	2285C	25	2285PT	25
Red w/Yellow Stripe	8 to	2286A	100	—	—
	12-10	2286C	15	2286PT	15
Blue w/Red Stripe	6 to	2287A	100	—	—
	8	2287C	10	2287PT	10

Color	Gauge	Part #	Qty	Part #	Qty
Blue w/Red Stripe	16-14 to 22-16	2265AA	1000	2265A	100
		2265G	25	2265GT	25
		2265C	5	2265PT	5
Yellow w/Blue Stripe	12-10 to 16-14	2275AA	1000	2275A	100
		2275G	25	2275GT	25
		2275C	5	2275PT	5
Red w/Yellow Stripe	8 to 12-10	2295AA	500	2295A	100
		2295G	25	2295GT	25
		2295C	3	2295PT	3

# Parallel Connectors

## VINYL FLARE INSULATED BUTTED SEAM BARREL

Stripped Wires Intermingle & Overlap Inside Connector  
Requires Only One Crimp In Center



## NYLON INSULATED SOLID BARREL




Red 22-16 AWG		Blue 16-14 AWG		Yellow 12-10 AWG	
Part #	Qty	Part #	Qty	Part #	Qty
1701A	1000	1801A	1000	1901A	500
1701C	100	1801C	100	1901C	50
1701D	11	1801D	11	1901D	7
1701PT	100	1801PT	100	1901PT	50
2001A	1000	2101A	1000	2201A	500
2001C	100	2101C	100	2201C	50
2001PT	100	2101PT	100	2201PT	50

All Items with QT, KT, GT or PT Suffix are Clam Shell Program Items.

# Closed End Connectors

Flared Nylon Cap  
Electro-Tin Plated Copper Insert  
Terminates Groups of 2-4 Wires  
Insert Stripped Wires Into Connector Insert  
& Crimp On Insert  
Max Operating Temp 221°F (105°C)



(Wire Not Included)

16-14 AWG		12-10 AWG		8 AWG	
Part #	Qty	Part #	Qty	Part #	Qty
1266A	1000	1366A	500	4066A	250
1266C	50	1366C	25	4066C	20
1266H	14	--	--	--	--
1266D	10	1366D	9	--	--
1266M	4	1366M	3	--	--
1266PT	50	1366PT	25	--	--
1266KT	10	1366KT	6	4066KT	1
1266QT	4	1366QT	3	--	--

# Twist Connects

Screw Connectors Onto Ends of Stripped Wires  
Includes Metal Insert Spring  
Terminates Groups of Two to Four Wires  
Max Operating Temp 221°F (105°C)



(Wire Not Included)



Color	Gauge	Part #	Qty	Part #	Qty	Part #	Qty
Assorted Sizes		1543C	25	--	--	1543PT	25
Gray	22-16 AWG	1545A	1000	1545H	20	1545PT	50
	Min 2 #22 Ga	1545C	50	1545D	15	1545KT	20
	Max 2 #16 Ga	--	--	1545M	6	1545QT	6
Blue	16-14 AWG	1544A	500	--	--	1544PT	25
	Min 2 #22 Ga	1544C	25	1544D	13	1544KT	14
	Max 3 #16 Ga	--	--	1544M	5	1544QT	5
Yellow	14-12 AWG	1546A	250	1546H	10	1546PT	15
	Min 3 #18 Ga	1546C	15	1546D	7	1546KT	6
	Max 2 #12 Ga	--	--	1546M	3	1546QT	3

# Tap-In Connectors

No Wire Stripping Required On Tap-In Connectors

Insert Hot Line & Tap-In Wire  
Compress Metal Clip With Pliers  
Close Cover



**Red**  
22-18 AWG

Part #	Qty
1558A	250
1558C	15
1558D	3
1558M	1
1558PT	15
1558KT	5
1558QT	1



**Brown**  
18-14 AWG Tap-In  
12-10 AWG Hot Line

Part #	Qty
1561A	100
1561C	5
1561D	2
1561PT	5
1561KT	2
1561QT	1



**Yellow**  
12-10 AWG

Part #	Qty
1562A	100
1562C	5
1562D	3
1562PT	5
1562KT	2
1562QT	1



**Blue 18-14 AWG**

Part #	Qty	Part #	Qty
1560A	250	--	--
1560G	50	1560GT	50
1560C	15	1560PT	15
1560H	7	1560KT	5
1560D	5	--	--
1560M	2	1560QT	2



**White**  
18-14 AWG  
Hot Line & Tap-in  
Pass Through

Part #	Qty
1564A	250
1564C	15
1564D	4
1564PT	15
1564KT	2
1564QT	1



**GEL-FILLED  
Weatherproof  
Blue**  
18-14 AWG

Part #	Qty
1565A	250
1565C	15
1565H	3
1565PT	15
1565KT	3

Snap T-Tap On Hot Wire  
Closing Forms a Female Receptacle  
Insert .250" Male Tab



Combo #1887



Red 22-18 AWG		Blue 18-14 AWG		Yellow 12-10 AWG	
Part #	Qty	Part #	Qty	Part #	Qty
1567A	250	1568A	250	1569A	250
1567C	15	1568C	15	1569C	15
1567D	4	1568D	4	1569D	4
1567PT	15	1568PT	15	1569PT	15
1567KT	4	1568KT	4	1569KT	4
1567QT	2	1568QT	2	1569QT	2



Insert Hot Line  
Close Case  
Tap-In With .157" Bullet



Combo #1880

**Black**  
18-14 AWG

Part #	Qty
1580A	200
1580C	10
1580D	3
1580PT	10
1580KT	2
1580QT	1

# IDC Connector

**INSULATION DISPLACEMENT CONNECTOR**  
Connects 2 or 3 Wire Ends  
Self Stripping - Insert Wires & Compress Blue Top  
Internal Grease Pocket Provides Moisture Resistant Seal



**Blue**  
22-14 AWG

Part #	Qty
1556A	25
1556C	3
1556PT	3

# Pin Connectors

Single Wire Disconnect For Use On Truck/Trailer Plugs  
& European Style Terminal Blocks

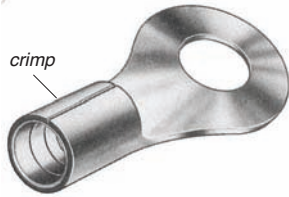


Pins Measured By Diameter Of Tip


Red .08 Pin 22-16 AWG		Blue .08 Pin 16-14 AWG		Yellow .11 Pin 12-10 AWG	
Part #	Qty	Part #	Qty	Part #	Qty
1769A	1000	1869A	1000	1969A	500
1769C	50	1869C	50	1969C	50
1769D	12	1869D	12	1969D	8
1769M	5	1869M	5	1969M	4
1769PT	50	1869PT	50	1969PT	50
1769KT	12	1869KT	12	1969KT	10
1769QT	5	1869QT	5	1969QT	4




# Select The Right Terminal



**BUTTED SEAM BARREL  
NON-INSULATED**  
Electro-tin plated copper terminal  
Can be crimped or soldered.



**BUTTED SEAM BARREL  
FLARED VINYL INSULATION**  
Electro-tin plated copper terminal with flared  
vinyl insulation. Flare overlaps wire insulation  
providing support for terminated wire.  
Operating Temp -40°F (-40°C) to 167°F (75°C)



**BUTTED SEAM BARREL  
NYLON INSULATION  
METAL SUPPORT SLEEVE**  
Electro-tin plated copper terminal  
with metal support sleeve. Crimp on  
terminal barrel and over brass sleeve.  
Operating Temp -40°F (-40°C) to 220°F (105°C)

## Rings

*Most Commonly Used Style of Terminal - Not For Use Where Frequent Removal Is Necessary*

### VINYL INSULATED

*Heat Shrink Terminals Page 9*



*Solderless Terminal Kits  
(Page 3)*



Stud Size	Red 22-16 AWG				Blue 16-14 AWG				Yellow 12-10 AWG			
	Part #	Qty	Part #	Qty	Part #	Qty	Part #	Qty	Part #	Qty	Part #	Qty
#6	1703A	1000	—	—	1803A	1000	—	—	1903A	500	—	—
#6	1703C	100	1703PT	100	1803C	100	1803PT	100	1903G	100	1903PT	50
#6	1703D	14	1703KT	20	1803D	14	1803KT	20	1903C	50	1903KT	13
#6	1703M	5	1703QT	5	1803M	5	1803QT	5	1903M	3	1903QT	3
#8	1704A	1000	—	—	1804A	1000	—	—	1904A	500	—	—
#8	1704C	100	1704PT	100	1804C	100	1804PT	100	1904G	100	—	—
#8	1704D	14	1704KT	20	1804D	14	1804KT	20	1904C	50	1904PT	50
#8	1704M	5	1704QT	5	1804M	5	1804QT	5	1904D	9	1904KT	14
#8	—	—	—	—	—	—	—	—	1904M	3	1904QT	3
#10	1705A	1000	—	—	1805A	1000	—	—	1905A	500	—	—
#10	1705C	100	1705PT	100	1805C	100	1805PT	100	1905G	100	—	—
#10	1705H	20	1705KT	20	1805H	20	1805KT	20	1905C	50	1905PT	50
#10	1705D	14	—	—	1805D	14	—	—	1905H	14	1905KT	14
#10	1705M	5	1705QT	5	1805M	5	1805QT	5	1905D	9	—	—
#10	—	—	—	—	—	—	—	—	1905M	3	1905QT	3
1/4"	1706A	1000	—	—	1806A	1000	—	—	1906A	500	—	—
1/4"	1706C	50	1706PT	50	1806G	100	—	—	1906G	100	—	—
1/4"	1706D	9	1706KT	14	1806C	50	1806PT	50	1906C	25	1906PT	25
1/4"	1706M	3	1706QT	3	1806H	14	1806KT	14	1906H	12	1906KT	12
1/4"	—	—	—	—	1806D	9	—	—	1906D	7	—	—
1/4"	—	—	—	—	1806M	3	1806QT	3	1906M	3	1906QT	3
5/16"	1708A	1000	—	—	1808A	1000	—	—	1908A	500	—	—
5/16"	1708C	50	1708PT	50	1808G	100	—	—	1908G	100	—	—
5/16"	1708D	9	1708KT	12	1808C	50	1808PT	50	1908C	25	1908PT	25
5/16"	1708M	3	1708QT	3	1808D	9	1808KT	12	1908D	7	1908KT	11
5/16"	—	—	—	—	1808M	3	1808QT	3	1908M	2	1908QT	2
3/8"	1709A	1000	—	—	1809A	1000	—	—	1909A	500	—	—
3/8"	1709C	50	1709PT	50	1809G	100	—	—	1909G	100	—	—
3/8"	1709D	8	1709KT	10	1809C	50	1809PT	50	1909C	25	1909PT	25
3/8"	1709M	2	1709QT	2	1809D	8	1809KT	10	1909H	10	1909KT	10
3/8"	—	—	—	—	1809M	2	1809QT	2	1909D	6	—	—
3/8"	—	—	—	—	—	—	—	—	1909M	2	1909QT	2
1/2"	—	—	—	—	—	—	—	—	1913A	500	—	—
1/2"	—	—	—	—	—	—	—	—	1913G	100	—	—
1/2"	—	—	—	—	—	—	—	—	1913C	25	1913PT	25
1/2"	—	—	—	—	—	—	—	—	1913D	3	1913KT	5
1/2"	—	—	—	—	—	—	—	—	1913M	1	1913QT	1

### NON-INSULATED



#6	2303A	1000	2303C	100	2403A	1000	2403C	100	2503A	500	2503C	50
#8	2304A	1000	2304C	100	2404A	1000	2404C	100	2504A	500	2504C	50
#10	2305A	1000	2305C	100	2405A	1000	2405C	100	2505A	500	2505C	50
1/4"	2306A	1000	2306C	100	2406A	1000	2406C	100	2506A	500	2506C	50
5/16"	2308A	1000	2308C	100	2408A	1000	2408C	100	2508A	500	2508C	50
3/8"	2309A	1000	2309C	100	2409A	1000	2409C	100	2509A	500	2509C	50
1/2"	—	—	—	—	—	—	—	—	2513A	500	2513C	50

### NYLON INSULATED WITH METAL SLEEVE



#6	2903A	500	2903C	25	3003A	500	3003C	25	3103A	250	3103C	20
#8	2904A	500	2904C	25	3004A	500	3004G	100	3104A	250	3104G	100
#8	—	—	—	—	—	—	3004C	25	—	—	3104C	20
#10	2905A	500	2905C	25	3005A	500	3005G	100	3105A	250	3105G	100
#10	—	—	—	—	—	—	3005C	25	—	—	3105C	20
1/4"	2906A	500	2906C	20	3006A	500	3006G	100	3106A	250	3106G	100
1/4"	—	—	—	—	—	—	3006C	20	—	—	3106C	18
5/16"	2908A	500	2908C	20	3008A	500	3008G	100	3108A	250	3108G	100
5/16"	—	—	—	—	—	—	3008C	20	—	—	3108C	18
3/8"	2909A	500	2909C	20	3009A	500	3009G	100	3109A	250	3109G	100
3/8"	—	—	—	—	—	—	3009C	20	—	—	3109C	18

All Items with QT, KT, GT or PT Suffix are Clam Shell Program Items.

# Spades

Convenient Assembly & Disassembly Without Complete Removal Of Connection Screw

*Heat Shrink Terminals Page 9*

VINYL INSULATED



NON-INSULATED



NYLON INSULATED WITH METAL SLEEVE

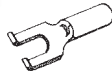


Stud Size	Red 22-16 AWG				Blue 16-14 AWG				Yellow 12-10 AWG			
	Part #	Qty	Part #	Qty	Part #	Qty	Part #	Qty	Part #	Qty	Part #	Qty
#6	1723A	1000	—	—	1823A	1000	—	—	1923A	500	—	—
#6	1723C	100	1723PT	100	1823C	100	1823PT	100	1923G	100	—	—
#6	1723D	12	1723KT	18	1823D	12	1823KT	18	1923C	50	1923PT	5
#6	1723M	5	1723QT	5	1823M	5	1823QT	5	1923D	9	1923KT	14
#6	—	—	—	—	—	—	—	—	1923M	3	1923QT	3
#8	1724A	1000	—	—	1824A	1000	—	—	1924A	500	—	—
#8	1724C	100	1724PT	100	1824C	100	1824PT	100	1924G	100	—	—
#8	1724D	12	1724KT	18	1824D	12	1824KT	18	1924C	50	1924PT	50
#8	1724M	5	1724QT	5	1824M	5	1824QT	5	1924D	9	1924KT	14
#8	—	—	—	—	—	—	—	—	1924M	3	1924QT	3
#10	1725A	1000	—	—	1825A	1000	—	—	1925A	500	—	—
#10	1725C	100	1725PT	100	1825C	100	1825PT	100	1925G	100	—	—
#10	1725D	12	1725KT	18	1825H	18	1825KT	18	1925C	50	1925PT	50
#10	1725M	5	1725QT	5	1825D	12	—	—	1925D	9	1925KT	14
#10	—	—	—	—	1825M	5	1825QT	5	1925M	3	1925QT	3
#6	2323A	1000	2323C	100	2423A	1000	2423C	100	2523A	500	2523C	50
#8	2324A	1000	2324C	100	2424A	1000	2424C	100	2524A	500	2524C	50
#10	2325A	1000	2325C	100	2425A	1000	2425C	100	2525A	500	2525C	50
#6	2923A	500	2923C	25	3023A	500	3023C	25	3123A	250	3123C	20
#8	2924A	500	2924C	25	3024A	500	3024C	25	3124A	250	3124C	20
#10	2925A	500	2925C	25	3025A	500	3025C	25	3125A	250	3125C	20

# Flanged Spade

Applications Subject To Vibration Where Convenience of Forked Tongue is Needed

VINYL INSULATED



NON-INSULATED



Stud Size	Red 22-16 AWG				Blue 16-14 AWG				Yellow 12-10 AWG			
	Part #	Qty	Part #	Qty	Part #	Qty	Part #	Qty	Part #	Qty	Part #	Qty
#6	1733A	1000	—	—	1833A	1000	—	—	1933A	500	—	—
#6	1733C	100	1733PT	100	1833C	100	1833PT	100	1933C	50	1933PT	50
#6	—	—	—	—	1833D	12	1833QT	5	1933D	9	1933QT	3
#8	1734A	1000	—	—	1834A	1000	—	—	1934A	500	—	—
#8	1734C	100	1734PT	100	1834C	100	1834PT	100	1934C	50	1934PT	50
#8	—	—	—	—	1834D	12	1834QT	5	1934D	9	1934QT	3
#10	1735A	1000	—	—	1835A	1000	—	—	1935A	500	—	—
#10	1735C	100	1735PT	100	1835C	100	1835PT	100	1935C	50	1935PT	50
#10	—	—	—	—	1835D	12	1835QT	5	1935D	9	1935QT	3
#6	2333A	1000	2333C	100	2433A	1000	2433C	100	2533A	500	2533C	50
#8	2334A	1000	2334C	100	2434A	1000	2434C	100	2534A	500	2534C	50
#10	2335A	1000	2335C	100	2435A	1000	2435C	100	2535A	500	2535C	50

# Hooks

Hook Style Terminal Does Not Require Complete Removal of Connection Screw

VINYL INSULATED



NON-INSULATED



Stud Size	Red 22-16 AWG				Blue 16-14 AWG				Yellow 12-10 AWG			
	Part #	Qty	Part #	Qty	Part #	Qty	Part #	Qty	Part #	Qty	Part #	Qty
#6	1743A	1000	—	—	1843A	1000	—	—	1943A	500	—	—
#6	1743C	100	1743PT	100	1843C	100	1843PT	100	1943C	50	1943PT	50
#6	—	—	1743QT	5	1843D	12	1843QT	5	1943D	9	1943QT	3
#8	1744A	1000	—	—	1844A	1000	—	—	1944A	500	—	—
#8	1744C	100	1744PT	100	1844C	100	1844PT	100	1944C	50	1944PT	50
#8	—	—	—	—	1844D	12	1844QT	5	1944D	9	1944QT	3
#10	1745A	1000	1745PT	100	1845A	1000	1845PT	100	1945A	500	1945PT	50
#10	1745C	100	1745KT	12	1845C	100	1845KT	12	1945C	50	1945KT	9
#10	—	—	1745QT	5	1845D	12	1845QT	5	1945D	9	1945QT	3
#6	2343A	1000	2343C	100	2443A	1000	2443C	100	2543A	500	2543C	50
#8	2344A	1000	2344C	100	2444A	1000	2444C	100	2544A	500	2544C	50
#10	2345A	1000	2345C	100	2445A	1000	2445C	100	2545A	500	2545C	50

All Items with QT, KT, GT or PT Suffix are Clam Shell Program Items.

# Female Quick Connects

Quick Connect Has Two Parts - Receptacle (Female) & Mating Tab (Male)  
Female Connectors are Tin Plated Brass

VINYL INSULATED



Heat Shrink Terminals Page 9



NYLON FULLY INSULATED



NON-INSULATED



NYLON INSULATED WITH METAL SLEEVE



W	Red 22-16 AWG				Blue 16-14 AWG				Yellow 12-10 AWG			
	Part #	Qty	Part #	Qty	Part #	Qty	Part #	Qty	Part #	Qty	Part #	Qty
.110	1749A	1000	—	—	1849A	1000	—	—	—	—	—	—
.110	1749C	100	1749PT	100	1849C	100	1849PT	100	—	—	—	—
.110	1749D	10	1749KT	18	1849D	10	1849KT	12	—	—	—	—
.110	1749M	3	1749QT	3	1849M	3	1849QT	3	—	—	—	—
.187	1751A	1000	—	—	1851A	1000	—	—	—	—	—	—
.187	1751C	100	1751PT	100	1851C	100	1851PT	100	—	—	—	—
.187	1751D	10	1751KT	18	1851D	10	1851KT	12	—	—	—	—
.187	—	—	1751QT	3	—	—	1851QT	3	—	—	—	—
.205	—	—	—	—	1853A	1000	—	—	—	—	—	—
.205	—	—	—	—	1853C	100	1853PT	100	—	—	—	—
.205	—	—	—	—	1853D	8	—	—	—	—	—	—
.205	—	—	—	—	1853M	3	1853QT	3	—	—	—	—
.250	1755A	1000	—	—	1855A	1000	—	—	1955A	500	—	—
.250	1755C	100	1755PT	100	1855C	100	1855PT	100	1955G	100	—	—
.250	1755H	19	1755KT	18	1855H	20	1855KT	20	1955C	50	1955PT	50
.250	1755D	10	1755QT	3	1855D	12	—	—	1955H	15	1955KT	15
.250	1755M	3	—	—	1855M	5	1855QT	5	1955D	9	—	—
.250	—	—	—	—	—	—	—	—	1955M	3	1955QT	3
.250	1765A	500	—	—	1865A	500	—	—	1965A	500	—	—
.250	1765G	100	—	—	1865G	100	—	—	1965G	100	—	—
.250	1765C	50	1765PT	50	1865C	50	1865PT	50	1965C	25	1965PT	25
.250	1765H	10	1765KT	10	1865H	10	1865KT	10	—	—	1965KT	3
.250	1765D	6	—	—	1865D	6	—	—	1965D	2	—	—
.250	1765M	2	1765QT	2	1865M	2	1865QT	2	1965M	1	1965QT	1
.187	—	—	—	—	2451A	1000	2451C	100	—	—	—	—
.205	—	—	—	—	2453A	1000	2453C	100	—	—	—	—
.250	2355A	1000	2355C	100	2455A	1000	2455C	100	2555A	500	2555C	50
.250	2955A	500	2955C	25	3055A	500	3055C	25	3155A	250	3155C	20

# Male Quick Connects

Mating Male Tab To Above Listed Female Receptacles  
Male Connectors are Tin Plated Copper

VINYL INSULATED



Heat Shrink Terminals Page 9



NYLON FULLY INSULATED



NON-INSULATED



NYLON INSULATED WITH METAL SLEEVE



W	Red 22-16 AWG				Blue 16-14 AWG				Yellow 12-10 AWG			
	Part #	Qty	Part #	Qty	Part #	Qty	Part #	Qty	Part #	Qty	Part #	Qty
.110	1750A	1000	—	—	1850A	1000	—	—	—	—	—	—
.110	1750C	100	1750PT	100	1850C	100	1850PT	100	—	—	—	—
.110	1750D	10	1750KT	18	1850D	10	1850KT	12	—	—	—	—
.110	1750M	3	1750QT	3	1850M	3	1850QT	3	—	—	—	—
.187	1752A	1000	—	—	1852A	1000	—	—	—	—	—	—
.187	1752C	100	1752PT	100	1852C	100	1852PT	100	—	—	—	—
.187	1752D	10	1752KT	18	1852D	10	1852KT	12	—	—	—	—
.187	—	—	1752QT	3	—	—	1852QT	3	—	—	—	—
.250	1756A	1000	—	—	1856A	1000	—	—	1956A	500	—	—
.250	1756C	100	1756PT	100	1856C	100	1856PT	100	1956G	100	—	—
.250	1756D	10	1756KT	18	1856H	19	1856KT	19	1956C	50	1956PT	50
.250	1756M	3	1756QT	3	1856D	12	—	—	1956H	15	1956KT	15
.250	—	—	—	—	1856M	5	1856QT	5	1956D	9	—	—
.250	—	—	—	—	—	—	—	—	1956M	3	1956QT	3
.250	1764A	500	—	—	1864A	500	—	—	1964A	500	—	—
.250	1764G	100	—	—	1864G	100	—	—	1964G	100	—	—
.250	1764C	50	1764PT	50	1864C	25	1864PT	25	1964C	25	1964PT	25
.250	1764H	10	1764KT	10	1864H	10	1864KT	10	—	—	1964KT	3
.250	1764D	6	—	—	1864D	6	—	—	1964D	2	—	—
.250	1764M	2	1764QT	2	1864M	2	1864QT	2	1964M	1	1964QT	1
.187	—	—	—	—	2452A	1000	2452C	100	—	—	—	—
.250	2356A	1000	2356C	100	2456A	1000	2456C	100	2556A	500	2556C	50
.250	2956A	500	2956C	25	3056A	500	3056C	25	3156A	250	3156C	20



# Bullet Connectors

D = Bullet Outside Diameter

VINYL FLARE INSULATED



**BUTTED SEAM**

Blue 16-14 AWG		
D	Part #	Qty
.157	2458A	1000
.157	2458C	100
.195	2459A	1000
.195	2459C	100



Red 22-16 AWG		
D	Part #	Qty
.157	1758A	1000
.157	1758C	100
.157	1758D	12
.157	1758M	5
.157	1758PT	100
.157	1758KT	15
.157	1758QT	5



Blue 16-14 AWG		
D	Part #	Qty
.157	1858A	1000
.157	1858C	100
.157	1858H	19
.157	1858D	12
.157	1858M	5
.157	1858PT	100
.157	1858KT	19
.157	1858QT	5



Yellow 12-10 AWG		
D	Part #	Qty
.195	1859A	1000
.195	1859C	100
.195	1859D	10
.195	1859M	3
.195	1859PT	100
.195	1859KT	18
.195	1859QT	3



**NYLON INSULATED WITH METAL SLEEVE**

Blue 16-14 AWG		
D	Part #	Qty
.157	3058A	500
.157	3058C	25

# Bullet Receptacles

D = Receptacle Inside Diameter

VINYL INSULATED



**NYLON INSULATED WITH METAL SLEEVE**

Blue 16-14 AWG		
D	Part #	Qty
.157	3068A	500
.157	3068C	25



D	Red 22-16 AWG		Blue 16-14 AWG	
	Part #	Qty	Part #	Qty
.157	1168A	500	1268A	500
.157	—	—	1268G	100
.157	1168C	25	1268C	25
.157	—	—	1268H	7
.157	1168D	6	1268D	6
.157	1168M	2	1268M	2
.157	1168PT	25	1268PT	25
.157	1168KT	6	1268KT	7
.157	1168QT	2	1268QT	2



D	Blue 16-14 AWG		Yellow 12-10 AWG	
	Part #	Qty	Part #	Qty
.195	1269A	500	1369A	500
.195	1269C	25	1369C	25
.195	1269D	5	—	—
.195	1269M	2	1369M	2
.195	1269PT	25	1369PT	25
.195	1269KT	7	1369KT	4
.195	1269QT	2	1369QT	2



Nylon 2-Way Receptacle  
Use .157 Bullet

Part #	Qty
1260A	250
1260C	20
1260D	6
1260M	3
1260PT	20
1260KT	6
1260QT	3



Black Vinyl 3-Way Receptacle  
Use .157 Bullet

Part #	Qty
1868A	100
1868C	10
1868D	1
1868PT	10
1868QT	1

# Flag Terminals

Female Flag With Insulation Grip  
Grip Covers Wire Insulation



16-14 AWG		
W	Part #	Qty
.250	2775A	1000
.250	2775C	100



Female Flag Terminal



16-14 AWG		
W	Part #	Qty
.187	2471A	1000
.187	2471C	100
.250	2475A	1000
.250	2475C	100



Nylon Fully Insulated Flag Terminal

W	Red 22-16 AWG		Blue 16-14 AWG		Yellow 12-10 AWG	
	Part #	Qty	Part #	Qty	Part #	Qty
.250	1767A	500	1867A	500	1967A	500
.250	1767C	25	1867C	25	1967C	25
.250	1767D	9	1867D	9	1967D	7
.250	1767M	4	1867M	4	1967M	3
.250	1767PT	25	1867PT	25	1967PT	25
.250	1767KT	6	1867KT	6	1967KT	5
.250	1767QT	4	1867QT	4	1967QT	3

# 3 & 4 Way Connectors



**3-WAY**

**BUTTED SEAM BARREL**

Red 22-16 AWG		Blue 16-14 AWG		Yellow 12-10 AWG	
Part #	Qty	Part #	Qty	Part #	Qty
2320A	500	2420A	500	2520A	500
2320C	25	2420C	25	2520C	25



**4-WAY**

Red 22-16 AWG		Blue 16-14 AWG		Yellow 12-10 AWG	
Part #	Qty	Part #	Qty	Part #	Qty
2321A	500	2421A	500	2521A	500
2321C	25	2421C	25	2521C	25



**3-WAY**




**4-WAY**

VINYL FLARE INSULATED

Red 22-16 AWG		Blue 16-14 AWG		Yellow 12-10 AWG	
Part #	Qty	Part #	Qty	Part #	Qty
1720A	250	1820A	250	1920A	100
1720C	20	1820C	20	1920C	10
1720D	3	1820D	3	1920D	2
—	—	1820M	1	1920M	1
1720PT	20	1820PT	20	1920PT	10
—	—	1820KT	3	—	—
1720QT	1	1820QT	1	1920QT	1

Red 22-16 AWG		Blue 16-14 AWG		Yellow 12-10 AWG	
Part #	Qty	Part #	Qty	Part #	Qty
1721A	250	1821A	250	1921A	100
1721C	10	1821C	10	1921C	5
1721D	2	1821D	2	1921D	2
1721PT	10	1821PT	10	1921PT	5
—	—	1821KT	2	—	—
1721QT	1	1821QT	1	1921QT	1

# Combo Packs



18-14 AWG	
Part #	Qty
1880C	5 Sets
1880D	2 Sets
1880M	1 Set
1880PT	5 Sets
1880KT	2 Sets
1880QT	1 Set



16-14 AWG	
Part #	Qty
1882C	5 Sets
1882D	1 Set
1882PT	5 Sets
1882KT	1 Set
1882QT	1 Set



16-14 AWG	
Part #	Qty
1883C	10 Sets
1883D	2 Sets
1883M	1 Set
1883PT	10 Sets
1883KT	2 Sets
1883QT	1 Set



16-14 AWG	
Part #	Qty
1884C	15 Sets
1884D	3 Sets
1884M	1 Set
1884PT	15 Sets
1884KT	3 Sets
1884QT	1 Set




16-14 AWG	
Part #	Qty
1885C	15 Sets
1885D	4 Sets
1885M	1 Set
1885PT	15 Sets
1885KT	4 Sets
1885QT	1 Set



16-14 AWG	
Part #	Qty
1887C	10 Sets
1887D	2 Sets
1887M	1 Set
1887PT	10 Sets
1887KT	2 Sets
1887QT	1 Set

Non-Permanent Electrical Hookup In Your Car, Truck or Recreational Vehicle  
(Wire Not Included)



.250 Brass Split Male Tab  
Locks Into Plastic Body


16-14 AWG			
Part #	Qty	Part #	Qty
1888C	10 Sets	1888PT	10 Sets
1888D	3 Sets	1888KT	3 Sets
1888M	1 Set	1888QT	1 Set



.250 Brass Female  
Locks Into Plastic Body

16-14 AWG			
Part #	Qty	Part #	Qty
1881C	10 Sets	1881PT	10 Sets
1881D	3 Sets	1881KT	3 Sets
1881M	1 Set	1881QT	1 Set

## FULLY INSULATED MALE & FEMALE CONNECTORS (Wire Not Included)



22-16 AWG	
Part #	Qty
1786C	15 Sets
1786D	3 Sets
1786M	1 Set
1786PT	15 Sets
1786KT	3 Sets
1786QT	1 Set

16-14 AWG	
Part #	Qty
1886C	15 Sets
1886D	3 Sets
1886M	1 Set
1886PT	15 Sets
1886KT	3 Sets
1886QT	1 Set

12-10 AWG	
Part #	Qty
1986C	15 Sets
1986D	3 Sets
1986M	1 Set
1986PT	15 Sets
1986KT	3 Sets
1986QT	1 Set

## RAINBOW CONNECTORS 22-16, 16-14 & 12-10 AWG



### Butt Connectors

Part #	Qty
8396C	50
8396H	20
8396D	12
8396M	5
8396PT	50
8396KT	17
8396QT	5

### Ring Terminals

Part #	Qty
8397C	50
8397H	20
8397D	12
8397M	5
8397PT	50
8397KT	20
8397QT	5

### Quick Connects

Part #	Qty
8398C	50
8398H	20
8398D	12
8398M	5
8398PT	50
8398KT	20
8398QT	5

### Assorted Items

Part #	Qty
8399C	50
8399H	20
8399D	15
8399M	6
8399PT	50
8399KT	20
8399QT	6

# Quick Connect Receptacles & Adapters

Double .250 Male Tabs Clear Vinyl Insulation



Part #	Qty
1257A	200
1257C	10
1257PT	10
1257KT	3
1257QT	2

Vinyl Insulated Piggyback .250 Male Tab / Female 16-14 AWG Blue



Part #	Qty
1860A	500
1860C	50
1860D	9
1860M	3
1860PT	50
1860KT	10
1860QT	3

Vinyl Insulated .375 Volkswagon 12-10 AWG Yellow



Part #	Qty
3157A	500
3157C	25
3157M	2
3157KT	3
3157QT	2

.30 Female Replacement for #5407 20-18 AWG (With Locking Tang)



Part #	Qty
1579A	500
1579C	25
1579PT	25

.250 Open-End Female 16-14 AWG



Part #	Qty
2465A	1000
2465C	100

Brass .250 Male Tabs / Female Receptacle



Part #	Qty
1591A	500
1591C	50
1591D	6
1591PT	50
1591KT	6
1591QT	2

Brass .250 Male Tabs / Female Receptacle



Part #	Qty
1594A	1000
1594C	50
1594D	7
1594PT	50
1594KT	7
1594QT	2

Brass .250 Male Tabs / Female Receptacle #8 Stud Hole



Part #	Qty
1595A	500
1595C	50
1595D	4
1595PT	50
1595KT	4
1595QT	1

Brass .250 Male Tab / #10 Stud Hole



Part #	Qty
1596A	1000
1596C	50
1596D	5
1596PT	50
1596KT	5

.250 Brass Piggyback Female & Male Tab 16-14 AWG



Part #	Qty
1597A	1000
1597C	50
1597D	6
1597PT	50
1597KT	6

Assorted Adapters and Receptacles



Part #	Qty
1586C	50
1586PT	50

Bodies Are Polarized & Can Be Easily Connected & Disconnected 16-14 AWG

.250 Brass Split Male Tab Locks Into Plastic Body



Part #	Qty
1589A	1000
1589C	50
1589PT	50
1589KT	4
1589QT	2

.250 Brass Female Locks Into Plastic Body



Part #	Qty
1599A	1000
1599C	50
1599D	7
1599PT	50
1599KT	7
1599QT	2

Part #	Qty
1863A	250
1863C	25
1863PT	25

All Items with QT, KT, GT or PT Suffix are Clam Shell Program Items.

# Lug Connectors

Use With Solder Pellets (Page 24)  
Crimping Tools (Page 18)



Solid Copper Tubular Stock  
Electro-Tin Plated  
Solder Or Crimp

Gauge	Part #	Qty	Part #	Qty	Part #	Qty	Part #	Qty
8 AWG	4000A	500	4000C	25	4000D	4	4000KT	4
6 AWG	4100A	200	4100C	25	4100D	3	4100KT	3
4 AWG	4200A	100	4200C	15	4200D	2	4200KT	2
2 AWG	4300A	100	4300C	25	4300D	1	4300KT	1
1/0 AWG	4400A	100	4400C	15	4400D	1	4400KT	1
2/0 AWG	4500A	100	4500C	15	4500D	1	4500KT	1
3/0 AWG	4600A	50	4600C	10	4600D	1	4600KT	1



## FLARED INSULATED LUG CONNECTORS

Solid Copper Tubular Stock  
Electro-Tin Plated

#8 AWG Red Insulation  
#6 AWG Blue Insulation  
#4 AWG Yellow Insulation



Gauge	Part #	Qty
8 AWG	4050A	100
8 AWG	4050C	3
8 AWG	4050KT	3
6 AWG	4150A	100
6 AWG	4150C	2
6 AWG	4150KT	2
4 AWG	4250A	100
4 AWG	4250C	2
4 AWG	4250KT	2

# Insulated Brazed Lug Ring

Brazed Copper Ring Terminals  
Electro-Tin Plated  
Flared Nylon Insulation



#8 AWG Red Insulation  
#6 AWG Blue Insulation  
#4 AWG Yellow Insulation

Wire Gauge	1/4" Stud Part #	Qty	5/16" Stud Part #	Qty	3/8" Stud Part #	Qty	1/2" Stud Part #	Qty
8 AWG	4076A	500	4078A	500	4079A	500	4083A	250
8 AWG	4076C	20	4078C	20	4079C	20	4083C	20
8 AWG	4076KT	2	4078KT	2	4079KT	2	4083KT	1
6 AWG	4176A	200	4178A	200	4179A	200	4183A	200
6 AWG	4176C	15	4178C	15	4179C	15	4183C	10
6 AWG	4176KT	1	4178KT	1	4179KT	1	4183KT	1
4 AWG	4276A	200	4278A	200	4279A	100	4283A	100
4 AWG	4276C	10	4278C	10	4279C	10	4283C	8
4 AWG	4276KT	1	4278KT	1	4279KT	1	4283KT	1

# Tubular Lugs

Solid Copper Closed End Lug Rings  
Flared Ends for Easy Entry  
Lug Rings are Stackable  
Solder Or Crimp



Available In Kits - #0003-L & #0004-L (Page 3)

Wire Gauge	#10 Stud Part #	Qty	1/4" Stud Part #	Qty	5/16" Stud Part #	Qty	3/8" Stud Part #	Qty	1/2" Stud Part #	Qty
6 AWG	4135A	200	4136A	200	4138A	200	4139A	200	—	—
6 AWG	4135C	25	4136C	25	4138C	25	4139C	25	—	—
6 AWG	4135D	2	4136D	2	4138D	2	4139D	2	—	—
6 AWG	4135KT	2	4136KT	2	4138KT	2	4139KT	2	—	—
4 AWG	—	—	4236A	200	4238A	200	4239A	200	4243A	200
4 AWG	—	—	4236C	15	4238C	15	4239C	15	4243C	15
4 AWG	—	—	4236D	2	4238D	2	4239D	2	4243D	2
4 AWG	—	—	4236KT	2	4238KT	2	4239KT	2	4243KT	2
2 AWG	—	—	4336A	100	4338A	100	4339A	100	4343A	100
2 AWG	—	—	4336C	25	4338C	25	4339C	25	4343C	25
2 AWG	—	—	4336D	1	4338D	1	4339D	1	4343D	1
2 AWG	—	—	4336KT	1	4338KT	1	4339KT	1	4343KT	1
1 AWG	—	—	4836A	100	4838A	100	4839A	100	4843A	100
1 AWG	—	—	4836C	25	4838C	25	4839C	25	4843C	25
1 AWG	—	—	4836D	1	4838D	1	4839D	1	4843D	1
1 AWG	—	—	4836KT	1	4838KT	1	4839KT	1	4843KT	1
1/0 AWG	—	—	—	—	4438A	100	4439A	100	4443A	100
1/0 AWG	—	—	—	—	4438C	15	4439C	15	4443C	15
1/0 AWG	—	—	—	—	4438D	1	4439D	1	4443D	1
1/0 AWG	—	—	—	—	4438KT	1	4439KT	1	4443KT	1
2/0 AWG	—	—	—	—	4538A	50	4539A	50	4543A	50
2/0 AWG	—	—	—	—	4538C	15	4539C	15	4543C	15
2/0 AWG	—	—	—	—	4538D	1	4539D	1	4543D	1
2/0 AWG	—	—	—	—	4538KT	1	4539KT	1	4543KT	1
3/0 AWG	—	—	—	—	4638A	50	4639A	50	4643A	50
3/0 AWG	—	—	—	—	4638C	10	4639C	10	4643C	10
3/0 AWG	—	—	—	—	4638D	1	4639D	1	4643D	1
3/0 AWG	—	—	—	—	4638KT	1	4639KT	1	4643KT	1
4/0 AWG	—	—	—	—	4738A	50	4739A	50	4743A	50
4/0 AWG	—	—	—	—	4738C	10	4739C	10	4743C	10
4/0 AWG	—	—	—	—	4738D	1	4739D	1	4743D	1
4/0 AWG	—	—	—	—	4738KT	1	4739KT	1	4743KT	1

# Brazed Lug Rings

Brazed Copper Ring Terminals  
Electro-Tin Plated  
Lug Rings are Stackable  
Solder Or Crimp  
Max Temperature 295°F (146°C)



Use With Solder Pellets  
(Page 24)  
Crimping Tools (Page 18-19)

Wire Gauge	#10 Stud Part #	Qty	1/4" Stud Part #	Qty	5/16" Stud Part #	Qty	3/8" Stud Part #	Qty	1/2" Stud Part #	Qty
8 AWG	4005A	500	4005D	5	4006A	500	4006D	5	4008A	500
8 AWG	4005C	25	4005KT	5	4006C	25	4006KT	5	4008C	25
6 AWG	4105A	200	4105D	3	4106A	200	4106D	3	4108A	200
6 AWG	4105C	25	4105KT	3	4106C	25	4106KT	3	4108C	25
4 AWG	4205A	200	4205D	2	4206A	200	4206D	2	4208A	200
4 AWG	4205C	15	4205KT	2	4206C	15	4206KT	2	4208C	15
2 AWG	4305A	100	4305D	2	4306A	100	4306D	2	4308A	100
2 AWG	4305C	25	4305KT	2	4306C	25	4306KT	2	4308C	25
1/0 AWG	—	—	—	—	—	—	—	—	4408A	100
1/0 AWG	—	—	—	—	—	—	—	—	4408C	15
2/0 AWG	—	—	—	—	—	—	—	—	4509A	50
2/0 AWG	—	—	—	—	—	—	—	—	4509C	15
3/0 AWG	—	—	—	—	—	—	—	—	4609A	50
3/0 AWG	—	—	—	—	—	—	—	—	4609C	10

All Items with QT, KT, GT or PT Suffix are Clam Shell Program Items.




## Hand Crimping Tools



**#0100PT (#0100T)**  
Cuts & Strips 22-10 AWG Wire  
Crimps 22-10 AWG Insulated & Ignition Terminals  
Five Bolt Cutters - Bolt Diameter 4, 6, 8 & 10



**#0300PT (#0300T)**  
Cuts & Strips 22-10 AWG Wire  
Crimps 22-10 AWG Insulated & Ignition Terminals  
Five Bolt Cutters - Bolt Diameter 4, 6, 8 & 10  
Cushion Grip Handles



**#0330PT (#0330T)**  
Cuts & Strips 22-8 AWG Primary & Ignition Wire  
Crimps 22-10 AWG Solderless & Ignition Terminals  
Five Bolt Cutters - Bolt Diameter 4, 6, 8 & 10  
Front Tip Cutter - Cushion Grip Handles



**#0350PT (#0350T)**  
Cuts, Strips & Crimps 22-10 AWG Wire & Terminals  
Insulated & Non-Insulated Crimping Nests  
Five Bolt Cutters - Bolt Diameter 4, 6, 8 & 10  
Solid Hardened Center Pin  
Front Tip Wire Cutter - Cushion Grip Handles



**#0355PT (#0355T)**  
Heavy Duty Hardened Steel Crimping Tool  
Front Tip Wire Cutter - 9-1/2" Length  
2 Crimp Nests For  
Insulated & Uninsulated 22-10 AWG Terminals

## Heavy Duty Crimping Tool


**#0688T**  
Diamond Shaped Crimp With Compound Action Exerts 5 Tons of Force  
Crimps 6 AWG to 4/0 AWG (250 MCM) Battery Terminals & Lugs  
Built In Rotating Dies for Quick Adjustment  
Length 25" - Weight 5.9 Lbs.

## Ratchet Crimping Tools

*Crimps 8 Gauge!*



**#0385PT**  
Ratchet Crimping Tool for **Heat Shrink Terminals**  
Makes Perfect Crimps With No Puncture Holes  
Controlled Ratchet Will Not Release Until Crimp Is Completed  
4 Crimp Nests: 22-18 AWG 16-14 AWG 12-10 AWG 8 AWG



**#0380PT (#0380T)**  
Ratchet Crimping Tool  
Controlled Ratchet Releases When Crimp Is Completed  
Crimps 22-18, 16-14 & 12-10 AWG Terminals  
3 Separate Crimping Nests For Insulated Terminals

## Wire Stripper



**#0390PT (#0390T)**  
Self Adjusting Wire Stripper  
Easy To Adjust Stripping Length  
Cuts & Strips 26-10 AWG Wire  
Crimps Insulated & Uninsulated Terminals

## Wire & Cable Cutter



**#0650PT (#0650T)**  
Hardened Steel - Cushion Grip Handles  
Cuts Primary Wire 20 AWG Thru 1/0 AWG  
Copper Cable Only (Will not cut steel)

## Ignition Tool



**#0675PT (#0675T)**  
Cuts & Strips 7mm & 8mm Ignition Wire & 22-10 AWG Primary Wire  
Crimps 7mm & 8mm Ignition Terminals, Insulation Support,  
Twin Lock and High-Tower Terminals With "W" Crimps  
Crimps Insulated & Non-Insulated Solderless Terminals with "W" Crimp  
Includes Wire Cutter & Cushion Grip Handles

*Rotating Dies!*



## Wire Tie Tool



**#0695PT (#0695T)**  
 Secure Wires, Hoses & Conduit With Precision  
 ABS Handles With Steel Blades  
 Pull Trigger to Tighten Wire Tie Around Bundle  
 Twist To Flush Cut  
 Use on 18# to 50# Wire Ties

## Lug Crimping Tool

*Spring Loaded*



**#0685PT (#0685T)**  
 Crimps Battery & Lug Terminals  
 6 AWG to 4/0 AWG  
 Use Vice or Hammer  
 Designed To Prevent Over Crimping  
 Spring Loaded Locking Lever For Easy Loading

## Circuit Testers

**NEW**



**#0691PT (#0691T)**  
 6-12-24 Volt Pocket Electrical Tester  
 Removeable Grounding Clip With 34" Lead Wire  
 Tester Length 5-3/4" With Pierce-Point Tip  
 Replaceable Bulb #3423 12V 5W or #6428 12V 3W



**#0690PT (#0690T)**  
 6-12 Volt Electrical Tester  
 Bulb Lights If Circuit Is Live  
 Insulated Mini-Gator Clip With Pierce-Point Tip  
 7-1/2" Long Tester - 30" Lead Wire  
 Replaceable Bulb #1895 or #53




**#0692PT**  
 6-12 Volt Electrical Tester  
 Bulb Lights If Circuit Is Live  
 Insulated Test Clip  
 Heavy Duty Probe with 5' Flexible Lead  
 7-1/2" Long Tester  
 Replaceable Bulb #1893

## Weatherpack Tools



**#0660PT (#0660T)**  
**Release Tool**  
**Extractor Pick Narrow .05"**  
**Extractor Pick Wide .09"**  
 Releases & Extracts GM, Ford & Chrysler OEM  
 Terminals From Their Housings  
 Insert Into Housing to Depress Terminal Retention Barbs  
 or Lift Housing Lock



**#0663PT (#0663T)**  
**Crimping Tool**  
 Crimps 24-14 AWG Open Barrel Terminals  
 Deutsch & Weatherpack Terminals  
 Reinforced Parallel Jaw Mechanism  
 Makes Precision Factory Style "B" Crimps  
 Crimp Nests A & B For Insulation Crimps  
 Crimp Nests C, D & E For Conductor Crimps  
 Cushion Grip Slip Resistant Handles



**#0665PT (#0665T)**  
**Crimping Tool**  
 Crimps 24-14 AWG Open Barrel &  
 Weatherpack Terminals  
 Crimp Nests B & D For Insulation Crimps  
 Crimp Nests A, C & E For Conductor Crimps  
 Cushion Grip Handles

## Deutsch Tools



**#0668PT (#0668T)**  
 Pick for Repair of Deutsch  
 DT, DTM & DTP Connectors  
 Use Hook End to Remove Wedgelock  
 Slide Blade Into Housing to Release Terminal Tab  
 Pull Wire Backwards to Remove Terminal  
 Deutsch Connectors Page 41 & 42



**#0667T**  
 Ratchet Tool Crimps Deutsch  
 DT **Solid Barrel** Terminals  
 Tool Releases When Crimp Is Completed  
 20-14 AWG Terminals on Page 41



**#0666T**  
 Crimps Deutsch DT, DTM & DTP  
**Solid Barrel** Terminals  
 Precision Ratchet Crimps  
 Adjustable For Each Wire Gauge & Terminal Size  
 24-12 AWG Terminals on Page 41 & 42

## Heat Gun & Torch

*Perfect For Small Jobs & Quick Repairs*

**#0630PT**  
**Mini Torch**

Generates 2400°F/1300°C Adjustable Flame  
 Soldering, Fusing Plastic & Emergency Lighter  
 Butane Refillable & Wind Resistant  
 Includes Key Chain


*Pocket Lighter*



*Includes  
 Heat Shield!*

**#0640T**  
**Heavy Duty Heat Gun**


Lightweight Multi-Use Heat Gun  
 Heat Shrinks Terminals & Tubing  
 Loosens Rusted Bolts & Fittings  
 10 Amps - 1200 Watts  
 2 Temp Settings: 600°F & 1000°F



# Primary Wire

MADE IN USA

- > Single Conductor Annealed Copper Stranded
- > Polyvinyl Chloride Insulation
- > Flexible, Permanent Color & High Abrasion Resistance
- > Meets SAE Type J1128 & J378 Specifications
- > For Use at 60 Volts or Less
- > Operating Temperatures of -40°F to 176°F (-40°C to 80°C)



"A" Spool Bulk Wire Spool



"C" PACK Bagged Coil Pack

"PT" PACK Clam Shell Coil Pack

"S" Spool 3" Plastic Spool



"J" Spool Plastic "Junior" Spool



AWG	Part Number and Color Code									Add Suffix To Specify Packaging				
	Red-1	Yellow-2	Black-3	Green-4	Blue-5	Brown-6	White-7	Orange-8	Purple-9	"A" Reel	"S" Spool	"J" Spool	"C" Pack	"PT" Pack
8	81081	—	81083	—	—	—	—	—	—	250'	50'	5'	5'	5'
10	81101	81102	81103	81104	81105	81106	81107	—	—	500'	75'	10'	10'	10'
12	81121	81122	81123	81124	81125	81126	81127	—	—	500'	100'	15'	12'	12'
14	81141	81142	81143	81144	81145	81146	81147	81148	81149	1000'	100'	25'	20'	20'
16	81161	81162	81163	81164	81165	81166	81167	81168	81169	1000'	100'	35'	25'	25'
18	81181	81182	81183	81184	81185	81186	81187	—	—	1000'	100'	50'	35'	35'
20	81201	81202	81203	81204	81205	81206	81207	—	—	1000'	100'	50'	50'	50'
22	81221	81222	81223	81224	81225	81226	81227	—	—	1000'	100'	50'	40'	40'

## "S" SPOOL PRIMARY WIRE DISPLAY



#0006-S-28

Display & Dispense Wire as Needed

Ships Knocked Down **NEW**



Heavy Duty Metal Wire Rack  
Wall or Floor Mount  
26" Width - 37" High - 6" Deep  
Includes 30" Measure Tape  
Rods Lift for Easy Replacement  
Includes 28 Primary Wire "S" Spools  
Gauges 8, 10, 12, 14, 16 & 18  
Variety of Colors

MADE IN USA

## JUNIOR SPOOL ASSORTMENT



MADE IN USA

#0006-J-10

10 Junior "J" Spools  
2 Spools Each:  
10, 12, 14, 16 & 18 Gauge  
Variety of Colors

Consult Factory for Other Primary Wire Displays

# SXL Cross-Linked Wire



For Use At 60 Volts or Less  
Rated At 257°F (125°C) to -40°F (-40°C)  
Meets SAE J1128 SXL Type 2 Specifications

Standard Insulation Thickness  
For Using  
Standard AWG Connectors



Special Purpose Automotive Wire Where a High Heat Resistance is Required  
Single Conductor Annealed Copper Stranded Core  
Polyethylene (XLPE) Insulation - Higher Heat Resistant  
Cross-Link Structure Reinforces Insulation For Durability & Heat Resistance

AWG	Part Number and Color Code							Footage
	Red-1	Yellow-2	Black-3	Green-4	Blue-5	Brown-6	White-7	
10	82101S	—	82103S	—	—	—	—	100'
12	82121S	—	82123S	82124S	—	—	82127S	100'
14	82141S	82142S	82143S	82144S	82145S	82146S	82147S	100'
16	82161S	82162S	82163S	82164S	82165S	82166S	82167S	100'
18	82181S	82182S	82183S	82184S	82185S	82186S	82187S	100'

# Tinned Marine Wire



UL Listed and CSA TEW/AWM  
High Voltage Tolerance up to 600 Volts  
221°F (105°C) Dry & 167°F (75°C) Wet  
Meets DOT & Coast Guard Specs For Electrical Systems



MADE IN USA

Single Conductor Stranded Annealed Electro-Tinned Copper Wire  
Extremely Durable in Highly Corrosive Marine Environments  
Stranding is Flexible & Tin Plating Makes for Easier Soldering  
Flame Retardant PVC Insulation is Water, Oil, Grease & Solvent Resistant

AWG	Part Number and Color Code				Footage
	Red-1	Black-3	Green-4	White-7	
10	83101S	83103S	83104S	83107S	100'
12	83121S	83123S	83124S	83127S	100'
14	83141S	83143S	83144S	83147S	100'
16	83161S	83163S	83164S	83167S	100'



## Starter Cable



Available In Black & Red

MADE IN USA



Solder Pellets Page 24

Rope Stranded Annealed Pure Copper Conductor  
Tough Heat Resistant PVC Jacket  
Ideal for Battery to Switch, Starter & Ground  
For Use At 60 Volts or Less  
Resists Acids, Oil, Abrasions & Handles Heavy Duty Demands  
Designed for Maximum Efficiency & Long Life  
Operating Temperature 221°F (105°C) to -58°F (-50°C)  
Meets SAE J1127 & J378 Specifications

AWG	Color	Part #	Qty	Part #	Qty
00	Red	8090A	250'	8090S	50'
0	Red	8091A	250'	8091S	50'
1	Red	8092A	250'	8092S	50'
2	Red	8093A	250'	8093S	50'
4	Red	8094A	250'	8094S	50'
6	Red	8096A	250'	8096S	50'
0000	Black	8097A	100'	8097S	25'
000	Black	8098A	250'	8098S	50'
00	Black	8099A	250'	8099S	50'
0	Black	8100A	250'	8100S	50'
1	Black	8101A	250'	8101S	50'
2	Black	8102A	250'	8102S	50'
4	Black	8104A	250'	8104S	50'
6	Black	8106A	250'	8106S	50'

## Welding Cable



Stays Flexible!

MADE IN USA

Fine Stranded Annealed Copper Core  
EPR Jacket For Great Dielectric Strength,  
Abrasion Resistance & Durability In Heavy Duty Use  
Rated Up To 600 Volts  
Excellent Flexibility In Hot & Cold Temps For Easy  
Installation & Dependable Performance  
Operating Temperature 221°F (105°C) to -58°F (-50°C)

AWG	Color	Part #	Qty	Part #	Qty
6	Black	8080AA	500'	8080A	100'
4	Black	8081AA	500'	8081A	100'
2	Black	8082AA	500'	8082A	100'
1	Black	8083AA	500'	8083A	100'
0	Black	8084AA	500'	8084A	100'
00	Black	8085AA	500'	8085A	100'
000	Black	8086AA	500'	8086A	100'
0000	Black	8087AA	500'	8087A	100'

## Jacketed Multiple Conductor



#8130 - #8131 - #8132 - #8133 - #8134  
Two Insulated Primary Wires  
Black - White



#8135  
Four Insulated Primary Wires  
Red - Black - White - Green

Tough Gray Polyvinyl Outer Sheath  
For Use At 60 Volts or Less  
Can Withstand Extreme Abrasion & Adverse Weather Conditions  
Operating Temperature 221°F (105°C) to -40°F (-40°C)  
Inner Copper Core Wires Meet SAE J1128 & J378 Specifications

MADE IN USA

AWG	Cond	Part #	Qty	Part #	Qty
10	2	8130A	250'	8130C	10'
10	2	8130S	100'	8130PT	10'
12	2	8131A	250'	8131C	15'
12	2	8131S	100'	8131PT	15'
14	2	8132A	250'	8132C	25'
14	2	8132S	100'	8132PT	25'
16	2	8133A	250'	8133C	25'
16	2	8133S	100'	8133PT	25'
18	2	8134A	250'	8134C	25'
18	2	8134S	100'	8134PT	25'
16	4	8135A	250'	8135C	20'
16	4	8135S	100'	8135PT	20'

## Speaker Wire



Two Clear Insulated Copper Wires  
Bonded To Form Dual-Conductor Cord  
Bare Copper Conductor & Tin Plated Conductor  
Coded For Easy Identification  
Easily Separated

MADE IN USA

AWG	Cond	Part #	Qty	Part #	Qty
22	2	8136A	250'	8136C	30'
22	2	8136S	100'	8136PT	30'
22	2	8136J	50'	—	—
18	2	8137A	250'	8137C	30'
18	2	8137S	100'	8137PT	30'
16	2	8138A	250'	8138C	25'
16	2	8138S	100'	8138PT	25'

## Parallel Multiple Conductor



2 Conductor



3 Conductor



4 Conductor

"PVC" Insulated Primary Wires  
Bonded To Form Parallel  
Multi-Conductor Cables

Easily Separated  
Uniquely Suited Where Multiple  
Circuits Terminate In One Direction

For Use At 60 Volts or Less  
Temp 176°F (80°C) to -40°F (-40°C)  
Meets SAE J1128 & J378 Specifications

Use With Trailer Connectors  
(Page 54)

MADE IN USA

AWG	Cond	Colors	Part #	Qty	Part #	Qty
14	2	Rd/Bk	8139A	250'	8139C	25'
14	2	Rd/Bk	8139S	100'	8139PT	25'
14	3	Gr/Yl/Br	8140A	250'	8140C	25'
14	3	Gr/Yl/Br	8140S	100'	8140PT	25'
14	4	Gr/Yl/Br/Wt	8141A	250'	8141C	25'
14	4	Gr/Yl/Br/Wt	8141S	100'	8141PT	25'
16	3	Gr/Yl/Br	8142A	250'	8142C	25'
16	3	Gr/Yl/Br	8142S	100'	8142PT	25'
16	4	Gr/Yl/Br/Wt	8143A	250'	8143C	25'
16	4	Gr/Yl/Br/Wt	8143S	100'	8143PT	25'
16	2	Yl/Br	8147A	250'	8147C	25'
16	2	Yl/Br	8147S	100'	8147PT	25'
18	2	Rd/Bk	8148A	250'	8148C	25'
18	2	Rd/Bk	8148S	100'	8148PT	25'

## Trailer Cable



Flexible Copper Conductors - Color Coded PVC Insulation  
Cabled With Stout Fillers & Bound With An Overwrap  
Tough "Polar Flex" Outer Jacket - For Use At 60 Volts or Less  
Operating Temp 176°F (80°C) to -85°F (-65°C) (#8158 -58°F (-50°C))  
Inner Wires Meet SAE J1128 & J378 Specs (#8158 also Meets SAE J2394)

All Weather Heavy Duty Cable

MADE IN USA



AWG	Cond	Colors	Part #	Qty	Part #	Qty	Part #	Qty
12	6	Rd/Bk/Br/Gr/Yl/Bl	8150A	250'	8150S	100'	—	—
10	1	Wh	—	—	—	—	—	—
14	6	Rd/Bk/Br/Gr/Yl/Wh	8151A	250'	8151S	100'	8151C	25'
14	4	Rd/Bk/Br/Wh	8152A	250'	8152S	100'	—	—
14	3	Bk/Gr/Wh	8153A	250'	8153S	100'	—	—
16	4	Rd/Bk/Br/Wh	8154A	250'	8154S	100'	8154C	25'
16	6	Rd/Wh/Bk/Br/Gr/Yl	8155A	250'	8155S	100'	—	—
14	7	Rd/Bk/Br/Gr/Yl/Bl/Wh	8157A	250'	8157S	100'	—	—
12	4	Bk/Br/Gr/Yl	—	—	—	—	—	—
10	2	Rd/Bl	8158A	250'	8158S	100'	—	—
8	1	Wh	—	—	—	—	—	—
10	2	Bk/Wh	—	—	—	—	—	—
12	1	Bl	—	—	—	—	—	—
14	4	Rd/Br/Gr/Yl	—	—	—	—	—	—

7-Way ABS Truck Cable (Green Jacket)

7-Way RV Cable (Black Jacket)

## Booster Cables



**#8172C 8 GA 12' (shown)**  
**#8174C 6 GA 16'**

Heavy Duty Bonded Cable  
 Tangle Free  
 400 AMP Clamps  
 Extended Jaws For Side Mount

*Premium Cables  
 Flexible!*



**#8165G 4 GA 15'**  
**#8165H 4 GA 30'**

Heavy Duty 500 AMP Clamps  
 Bonded 4 AWG Cable  
 Flexible To -72°F  
 Replaceable Copper Jaws #8169C

## Booster Clamps



Replacement Clamps & Jaws  
 For Cables 8165G & 8165H  
 50 Volt Max Rating  
 500 AMP Clamps

Part #	Description	Qty
8167B	Black Clamp	1
8168R	Red Clamp	1
8169C	Jaw and Parts	1



Parrot Style with Jaws  
 500 AMP Clamps

Part #	Description	Qty
8170C	Black Clamp	1
8170PT	Black Clamp	1
8171C	Red Clamp	1
8171PT	Red Clamp	1

## Battery Cut-Off

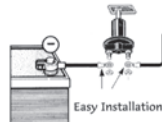


*Detachable Key*

Additional Key Available  
 #5575-KEYC (1/pk)

**#5575PT (#5575C)**  
 Single Circuit Battery Cut-Off Switch  
 Includes Detachable Key For Anti-Theft  
 Provides Fire Protection  
 Eliminates Battery Drain  
 Ideal for RV, Marine & Farm Equipment  
 Includes Weather Resistant Cap  
 Copper Studs & Brass Nuts  
 7/8" Mount Hole

Maximum Load (10 seconds):  
 12 Volt 800 Amp DC Momentary  
 12 Volt 300 Amp DC Continual



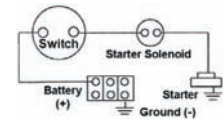
Easy Installation

## Battery Disconnect



**#5574PT (#5574C)**  
 Master Battery Disconnect Switch  
 For Battery Circuit Only  
 Designed to Disconnect All Circuitry  
 Reducing Possibility of Theft or Fire  
 Silver Plated Copper Studs With Brass Nuts  
 3/4" Mount Hole

6-36 Volt 180 Amp DC Continual  
 6-36 Volt 1000 Amp DC Momentary



## Test Clips



Nickel Plated Steel Battery & Test Clips  
 Interlocking Necks Prevent Jaw Off-Set  
 Copper Shunt For Long Life

Length	AMP	Part #	Qty	Part #	Qty	Part #	Qty
2"	10	0835A	50	0835C	10	0835PT	10
2 7/8"	25	0836A	50	0836C	5	0836PT	5
4 1/4"	50	0837A	25	0837C	2	0837PT	2



Nickel Plated Steel Test Clips  
 Red & Black Insulated  
 30 Amp  
 3-1/4" Length  
 (1 each Red & Black)

Part #	Qty
0840A	25 sets
0840C	1 set
0840PT	1 set



Copper Plated Steel Test Clips  
 Red & Black Insulated  
 50 Amp  
 3-1/4" Length  
 (1 each Red & Black)

Part #	Qty
0841A	25 sets
0841C	1 set
0841PT	1 set



30" Test Leads - 18 Gauge  
 Color Coded Red & Black Wire  
 Nickel Plated Steel  
 5 Amp

Part #	Qty
1575A	25 sets
1575C	1 set
1575PT	1 set



Assorted Alligator Clips  
 and Small Test Clips  
 Assortment Varies

Part #	Qty
1585H	6
1585KT	6



Insulated Alligator Clips With Screw  
 5 Amp - Nickel Plated Steel  
 3/8" Jaw Opening - 1-15/16" Length

RED		BLACK	
Part #	Qty	Part #	Qty
1570A	100	1571A	100
1570C	15	1571C	15
1570D	3	1571D	3
1570PT	15	1571PT	15
1570KT	3	1571KT	3



Red & Black  
 Alligator Boots  
 Use With #1588 Clips

RED		BLACK	
Part #	Qty	Part #	Qty
1572A	100	1573A	100
1572C	10	1573C	10
1572D	2	1573D	2
1572PT	10	1573PT	10
1572KT	2	1573KT	2



Mini Test Clips  
 Red & Black Insulated  
 5 Amp

Part #	Qty
1584C	3 Sets
1584PT	3 Sets
1584KT	2 Sets
1584QT	1 Set



Nickel Plated Steel Mini-Gator Clip  
 5 Amp - Full Meshing Teeth  
 3/16" Jaw Opening - 1-1/4" Length

Part #	Qty	Part #	Qty
1587A	250	1587PT	30
1587C	30	1587KT	4
1587D	4	1587QT	2
1587M	2		

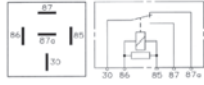


Nickel Plated Steel Alligator Clip  
 10 Amp - Full Meshing Teeth  
 3/8" Jaw Opening - 1-15/16" Length

Part #	Qty	Part #	Qty
1588A	250	1588PT	20
1588C	20	1588KT	5
1588H	6	1588QT	2
1588D	4		
1588M	2		



# Relays



General Purpose Change-Over Relays  
Relays Switch Current From One User to Another  
(such as opening & closing power windows)  
Use As Normally Closed Relay Or Normally Open Relay  
12 Volt DC 40 Amp Momentary/30 Amp Continuous  
SPDT 5 Terminals  
With Resistor For Voltage Spike Protection

Part #	Qty
5590A	25
5590C	1
5590PT	1



Plastic Body With Mounting Bracket  
Use With #5653 Pigtail

Part #	Qty
5592A	25
5592C	1
5592PT	1



Use With #5667 Pigtail  
For A Completely Sealed Unit

## RELAYS WITH 5 PIN CONNECTOR

Complete Units For Relay Installation



Includes #5590 & #5653  
14 Gauge

Part #	Qty
5591C	1 Set
5591PT	1 Set

Sealed Unit



Includes #5592 & #5667  
Unit Seals Against  
Moisture, Dirt & Dust  
12 & 18 GA Wire

Part #	Qty
5593C	1 Set
5593PT	1 Set

# Battery Cable Connectors

Safe & Reliable Way To Connect & Disconnect Charging & Power Systems  
Self Mating Contacts Lock Into Housing  
Can Be Crimped or Soldered (Cable Not Included)  
Rated 600 Volts - Temperature Range -4°F to 257°F (-20°C to 125°C)



CONTACT

Contacts Are Tin Plated Copper

Gauge	AMP	Housing	Part #	Qty
12-10 AWG	35	50 amp	6348A	50
12-10 AWG	35	50 amp	6348C	2
12-10 AWG	35	50 amp	6348PT	2
6 AWG	50	50 amp	6350A	50
6 AWG	50	50 amp	6350C	2
6 AWG	50	50 amp	6350PT	2
4 AWG	125	175 amp	6351A	50
4 AWG	125	175 amp	6351C	2
4 AWG	125	175 amp	6351PT	2
2 AWG	150	175 amp	6352A	50
2 AWG	150	175 amp	6352C	2
2 AWG	150	175 amp	6352PT	2
1/0 AWG	175	175 amp	6354A	50
1/0 AWG	175	175 amp	6354C	2
1/0 AWG	175	175 amp	6354PT	2



Quick Connect



HOUSING

Genderless Housings

AMP	Part #	Qty
35-50	6360A	25
35-50	6360C	2
35-50	6360PT	2
125-175	6364A	25
125-175	6364C	1
125-175	6364PT	1



DUST CAP

50 AMP Dust Cap Does  
Not Have Safety Loop

AMP	Part #	Qty
50	6370A	25
50	6370C	2
50	6370PT	2
175	6372A	25
175	6372C	1
175	6372PT	1



Housing

Contact

Set Includes 1 Housing & 2 Contacts

Gauge	AMP	Part #	Qty
12-10 AWG	35	6380C	1 set
12-10 AWG	35	6380PT	1 set
6 AWG	50	6382C	1 set
6 AWG	50	6382PT	1 set
4 AWG	125	6383C	1 set
4 AWG	125	6383PT	1 set
2 AWG	150	6384C	1 set
2 AWG	150	6384PT	1 set
1/0 AWG	175	6385C	1 set
1/0 AWG	175	6385PT	1 set

# Battery Hold Downs & Trays

Metal Construction With Heavy Duty Polypropylene Vinyl Coating - Extends Life Of Components



Corrosion Resistant  
Polypropylene  
Battery Tray  
#0850PT (#0850C)  
11-1/2" x 8-1/2"  
#0851PT (#0851C)  
14" x 7-7/8"



#0855PT (#0855C)  
Hold Down Frame  
10-1/4" x 6-7/8" Perimeter  
Group 24 Batteries



#0856PT (#0856C)  
Cross Bar Hold Down  
6-7/8" Wide  
Batteries 22F, 24, 27, 60,  
71, 72, 74, 77



#0858PT (#0858C)  
Ford Style Base Clamp  
End Mount  
Batteries 22NF, 29NF & 24F



#0859PT (#0859C)  
GM Style Base Clamp  
Universal End Mount Battery 22F  
Side Mount Battery 22F & 24C



#0860PT (#0860C)  
Flexible Battery Hold Down  
6-1/4" Wide  
Rubber Stretches 1-1/2"  
To Fit Most Batteries



J-Style  
Long Threads Accommodate  
Most Frame Designs



L-Style  
"L" Style Eliminates Need  
to Shift Battery

Set = 1 Bolt, Bushing & Nut

Description	Part #	Part #	Qty
8" J-Style	0861C	0861PT	1 Set
10" J-Style	0862C	0862PT	1 Set
12" J-Style	0863C	0863PT	1 Set
10" L-Style	0864C	0864PT	1 Set

Battery Hold Down Bolts  
1/4" Tempered Steel Bolt  
Bushings & Wing Nut  
Extended Threads On Bolt

New Design!



Corrosion Washers  
Prevent Escape Of Acid Fumes  
From Battery Post Seals  
Inhibit Corrosion  
Extends Battery Life  
Gray Felt Material  
Inner ID 1/2" - 2nd ID 1"  
Outer OD 1-7/8"

Part #	Qty
0897A	100
0898C	2
0898PT	2
0898L	Card of 9 "C" pks

All Items with QT, KT, GT or PT Suffix are Clam Shell Program Items.



# Solder Pellets & Flux

Solder Pellets Color Coded to Industry Specifications  
Pellets Are Pre-Measured For Specific Gauge Size

Gauge	Color	Part #	Qty	Part #	Qty	Part #	Qty
4 AWG	Grey	0620A	50	0620C	10	0620PT	10
2 AWG	Green	0621A	50	0621C	10	0621PT	10
1 AWG	Pink	0622A	50	0622C	10	0622PT	10
1/0 AWG	Black	0623A	50	0623C	10	0623PT	10
2/0 AWG	Orange	0624A	50	0624C	5	0624PT	5
3/0 AWG	Purple	0625A	50	0625C	5	0625PT	5



*Make OEM Quality Connection:  
Drop Pellet Into Terminal  
Insert Stripped Cable - Heat*



**Flux Cleaning Fluid**  
Flip Top Bottle for Easy Use  
Cleans Conductor & Terminal  
For Soldering

Size	Part #	Qty
2 oz	0627A	25
2 oz	0627C	1
2 oz	0627PT	1



# Battery Tools & Accessories



**#0809PT (#0809C)**  
3-Way Top Post Terminal  
Taps Off Multiple Leads  
Parallel or Multiple Batteries  
2-1/0 Ga Lead (1 ea pos/neg)



**#0810PT (#0810C)**  
Military Type Post Terminal  
Gives Additional Power Connections  
2-1/2" Extended 3/8" Bolt  
Lead Terminal  
(1 each pos & neg)



**#0846PT (#0846C)**  
Quick Connect For Top Post Batteries  
Fits Pos or Neg Posts  
Remove Knob To Disconnect  
Battery For Anti-Theft  
or Prevent Battery Drain  
Lead pos/neg (1/pkg)



**#0866PT (#0866C)**  
Lead Free OEM Terminal  
Tin Plated Brass  
Light & Medium Duty  
5/16" Stud Size  
6 & 8 Ga Cable (1 set/pkg)



**#0807PT (#0807C)**  
Remote Charging Post / Stud Type Junction Block  
Provides Connection When Battery Is Not Accessible  
Terminating of One or More Heavy Duty Cables  
Mountable - Max 48 Volt DC - 200-500 Amp  
3/8" Stainless Steel Bolt & Washer - Brass Plated Nut  
Can Be Used For Either Pos or Neg (1/pkg)



**#0811PT (#0811C)**  
Side Mount Quick Connect Terminal  
1/4 Turn or Remove Knob To Disconnect Battery  
500 Amp Surge - 125 Amp Continuous at 12 Volt  
Install on Negative Post - Brass pos/neg (1/pkg)



**#0812PT (#0812C)**  
Fused By-Pass  
By-Pass Maintains Computer, Radio,  
Clock, etc. While Battery is Disconnected  
Set Includes Terminal, Fuse Holder,  
20 Amp Fuse, Ring Terminals



**#0813PT (#0813C)**  
Top Post Mount Quick Connect Terminal  
1/4 Turn or Remove Knob To Disconnect Battery  
500 Amp Surge - 125 Amp Continuous at 12 Volt  
Install on Negative Post - Brass pos/neg (1/pkg)



**#0814PT (#0814C)**  
Fused By-Pass  
By-Pass Maintains Computer, Radio,  
Clock, etc. While Battery is Disconnected  
Set Includes Terminal, Fuse Holder,  
20 Amp Fuse, Ring Terminals



**#0847PT (#0847C)**  
Bulb Style Filler  
6 oz Fill - 6" Flexible Spout  
Leak Proof One Piece  
Construction



**#0849PT (#0849C)**  
Cable Protector Boots  
Red & Black 4-6 Ga  
Reduce Chance Of Short Circuit  
Temp Rating of 176°F (80°C)



**#0867PT (#0867C)**  
Carrier Strap  
Acid Resistant Vinyl Strap  
Safely Lift & Carry Batteries  
Fits Top Post Batteries



**#0868PT (#0868C)**  
8" Ground Strap 11 Ga  
Solves Electrical Problems By  
Grounding Charging System  
3/8" Stud - Stranded & Tin Plated



**#0681PT (#0681T)**  
Battery Terminal Lifter  
Lifts Cables Off Battery Post  
Eliminates Post Damage  
Steel Construction  
1-1/2" Jaw Spread



**#0682PT (#0682T)**  
Battery Terminal Spreader  
Forged Steel Construction With  
Insulated Handles  
Open, Insert in Post Opening &  
Close to Enlarge Post Size



**#0889PT (#0889C)**  
3-Way Post & Terminal Cleaner  
Design Gives Leverage When  
Cleaning Post & Terminals  
Aluminum Body



**#0890PT (#0890C)**  
Compact Metal Brush & Cap  
Wire Brushes Clean Rust &  
Corrosion From Post  
& Terminals  
Nickel Plated Steel



**#0891PT (#0891C)**  
Plastic Case With  
Metal Bristle Brushes  
Easy Grip For Cleaning  
Post & Terminals

# Battery Terminals

Fits Positive & Negative Posts Unless Noted  
Crimping Tools Page 18 & 19, & Shrink Tube Page 32

Packaging:

"L" - 10/card  
"C" - 10/box  
"A" - 100/box



**Straight Barrel**  
Solid Copper - Plated  
Crimp or Solder

AWG	Part #	Qty
4	0828A	100
4	0828C	10
4	0828L	10
1-2 pos	0829A	100
1-2 pos	0829C	10
1-2 pos	0829L	10
1-2 neg	0830A	100
1-2 neg	0830C	10
1-2 neg	0830L	10
1/0 pos	0831A	100
1/0 pos	0831C	10
1/0 pos	0831L	10
1/0 neg	0832A	100
1/0 neg	0832C	10
1/0 neg	0832L	10
2/0 pos	0833A	100
2/0 pos	0833C	10
2/0 pos	0833L	10
2/0 neg	0834A	100
2/0 neg	0834C	10
2/0 neg	0834L	10
3/0 pos	0816A	100
3/0 pos	0816C	10
3/0 pos	0816L	10
3/0 neg	0817A	100
3/0 neg	0817C	10
3/0 neg	0817L	10
4/0 pos	0818A	100
4/0 pos	0818C	10
4/0 pos	0818L	10
4/0 neg	0819A	100
4/0 neg	0819C	10
4/0 neg	0819L	10



**Straight Barrel**  
Solid Brass - Plated  
Solder Type

AWG	Part #	Qty
4-6	0881A	100
4-6	0881C	10
4-6	0881L	10
1-2	0883A	100
1-2	0883C	10
1-2	0883L	10
1-1/0	0884A	100
1-1/0	0884C	10
1-1/0	0884L	10
2/0-3/0 pos	0870A	100
2/0-3/0 pos	0870C	10
2/0-3/0 pos	0870L	10
2/0-3/0 neg	0871A	100
2/0-3/0 neg	0871C	10
2/0-3/0 neg	0871L	10
2/0-3/0 5-p 5-n	0872C	10
2/0-3/0 5-p 5-n	0872L	10



Solder Pellets Page 24



**Universal Marine**  
Wing Nut  
Solid Brass - Plated

Wing Nut	Part #	Qty
3/8" pos	0876A	100
3/8" pos	0876C	10
3/8" pos	0876L	10
5/16" neg	0877A	100
5/16" neg	0877C	10
5/16" neg	0877L	10
5 pos & 5 neg	0878C	10
5 pos & 5 neg	0878L	10
1 pos & 1 neg	0878G	2/pk



**Universal Lead Marine**  
Brass Wing Nut

Wing Nut	Part #	Qty
3/8" pos	0825A	50
3/8" pos	0825C	10
3/8" pos	0825L	10
5/16" neg	0826A	50
5/16" neg	0826C	10
5/16" neg	0826L	10
5 pos & 5 neg	0827C	10
5 pos & 5 neg	0827L	10
1 pos & 1 neg	0827G	2/pk



**Split Barrel**  
Solid Brass - Plated  
Solder Type

AWG	Part #	Qty
2/0-3/0 pos	0873A	100
2/0-3/0 pos	0873C	10
2/0-3/0 pos	0873L	10
2/0-3/0 neg	0874A	100
2/0-3/0 neg	0874C	10
2/0-3/0 neg	0874L	10
5 pos & 5 neg	0875C	10
5 pos & 5 neg	0875L	10



**Right Angle Terminal**  
Solid Copper - Plated  
Crimp or Solder  
(not available carded)

AWG	Part #	Qty
2/0 pos	0820A	100
2/0 pos	0820C	10
2/0 neg	0821A	100
2/0 neg	0821C	10



**Flag Terminal**  
Top Post Mount  
Solid Copper - Plated  
Crimp or Solder  
(not available carded)

AWG	Part #	Qty
2/0 pos	0815A	100
2/0 pos	0815C	10



**Emergency Side Mount**  
Lead Terminal  
Fits All Cables  
Includes 3/8" Side Bolt

Part #	Qty
0879A	100
0879C	10
0879L	10
0879G	2/pk



**Universal Emergency**  
Lead Terminal  
Fits Most Batteries  
#0880 Fits 6 - 1 Ga  
#0888 Fits 1 - 4/0 Ga

Part #	Qty
0880G	2/pack
0880PT	2/pack
0880L	Card of 10 pcs
0880AS	Case of 10 cards
0888C	Box of 10 pcs

# Battery Bolts & Adapters



**3/8" Stud Lead Terminal**  
Converts Post Batteries  
To Side Mount  
(1 each pos & neg)

Part #	Qty
0892C	1 set
0892PT	1 set



**3/8" Stud Lead Adapter**  
Adapts Deep Cycle/RV Batteries  
To Post Style  
Polarity Specific  
(1 each pos & neg)

Part #	Qty
0844C	1 set
0844PT	1 set



**3/8" Stud Lead Adapter**  
Adapts Side Mount Batteries  
For Conventional Cables  
Polarity Specific For Exact Fit  
(1 each pos & neg)

Part #	Qty
0893C	1 set
0893PT	1 set



**3/8" Stud Nut**  
Hold Down Stud Nut  
9/16" Hex Head  
3/4" Length  
Stainless Steel  
Group 31 Batteries  
Universal

Part #	Qty
0852A	25
0852C	2
0852PT	2



**Universal Lead Shim**  
Slip Shims Over  
Worn Posts

Part #	Qty
0843A	20
0843C	2
0843PT	2



**3/8" Stud Lead Spacer**  
Allows More  
Cable Adjustment  
Use With #0869  
For Dual Cable  
Hookup

Part #	Qty
0845A	20
0845C	2
0845PT	2

**Replacement 3/8" Bolt For Side Mount Batteries**  
Extender Bolt Makes For Easy Jump Starts  
Steel with Zinc Plating Unless Noted



**3/8"x3/4" Length**

Part #	Qty
0894A	25
0894C	2
0894PT	2



**3/8"x1" Length**

Part #	Qty
0899A	25
0899C	2
0899PT	2



**3/8"x1-3/4" Length**  
Use With  
#0845 Spacer

Part #	Qty
0869A	25
0869C	2
0869PT	2



**3/8"x1-1/2" Length**  
Use With #8 Stud Rings  
For Accessory Leads

Part #	Qty
0853A	25
0853C	2
0853PT	2



**Brass Extender Bolt**  
Taps Off Up To 3 Leads  
5/16" Accessory Bolt  
3/8"x1-1/2" Length

Part #	Qty
0854A	25 Sets
0854C	1 Set
0854PT	1 Set



**Battery Terminal Shoulder Nut & Bolt**  
5/16" x 18 x 1-1/4"

Part #	Qty
0895A	50 Sets
0895C	10 Sets
0895PT	10 Sets

All Items with QT, KT, GT or PT Suffix are Clam Shell Program Items.



## Coil-On Spark Plug Boots

*Exact OEM Replacement Boots*



GM Quad 4 Boot  
2.4L & 2.3L Engine  
2 Piece Construction  
OEM #12131748018 & 12131712223


Part #	Qty
7010A	25 Sets
7010C	4 Sets
7010PT	4 Sets



Ford/Lincoln/Mercury  
Boot & Spring  
4.6L 5.4L 6.8L V8 Engine  
OEM #DG-508 & DG-510

Part #	Qty
7011A	25 Sets
7011C	4 Sets
7011PT	4 Sets

## Spark Plug Sleeve



Double Wall Fiberglass Sleeve  
Protects to 1200°F  
Can Rest Directly on Exhaust Headers  
Works With Most Boots  
7-1/2" Length - 3/4" ID

Part #	Qty
7005A	25
7005C	2
7005PT	2

## Ignition Nipples & Protectors



Silicone Spark Plug  
Protector

7mm 8mm

Part #	Qty	Part #	Qty
7040A	250	7043A	250
7040C	4	7043C	4
7040M	1	7043M	1
7040QT	1	7043QT	1



Silicone Angle  
Spark Plug Protector

7mm 8mm

Part #	Qty	Part #	Qty
7041A	250	7044A	250
7041C	4	7044C	4
7041M	1	7044M	1
7041QT	1	7044QT	1



7mm  
EPDM Rubber Angle  
Spark Plug Protector

Part #	Qty
7057A	250
7057C	4
7057M	1
7057QT	1



7mm  
Black EPDM Rubber  
Spark Plug Protector

Part #	Qty
7059A	250
7059C	4
7059M	1
7059QT	1



7mm Straight  
Coil Nipple

Part #	Qty
7054A	250
7054C	6
7054M	2
7054QT	2



7mm Straight  
Distributor Nipple

Part #	Qty
7055A	250
7055C	9
7055M	2
7055QT	2



7mm Right Angle  
Distributor Nipple

Part #	Qty
7056A	250
7056C	6
7056M	2
7056QT	2



8mm  
EPDM Rubber Angle  
Distributor Nipple

Part #	Qty
7042A	250
7042C	4
7042M	1
7042QT	1

## Ignition Terminals

*Ignition Tool #0675T (Page 18)*



7mm Brass  
Distributor Terminal

Part #	Qty
7045A	250
7045C	25
7045M	4
7045QT	4



7-8mm Straight Terminal  
2 Piece Spring Lock

Part #	Qty
7046A	250
7046C	25
7046M	2
7046QT	2



7-8mm Angle Terminal  
2 Piece Spring Lock

Part #	Qty
7047A	250
7047C	25
7047M	2
7047QT	2



7mm Brass  
Distributor Clip

Part #	Qty
7050A	250
7050C	50
7050M	13
7050QT	13



7mm Straight Terminal  
Steel with Zinc Plating

Part #	Qty
7052A	250
7052C	25
7052M	8
7052QT	8

## Ignition Cable



AWG	Part #	Qty
7mm	8127S	100'

### 7MM METALLIC CONDUCTOR


Tinned Copper Wire Core  
High Dielectric EPDM Rubber Insulation  
311°F (155°C) to -22°F (-30°C)



AWG	Part #	Qty
7mm	8128S	100'

### 7MM DISTRIBUTOR RESISTANCE

Aramid Fiber Core & Conductive Latex Coating  
Layer of Silicone Coating, EPDM Rubber Insulation,  
Mesh Tape & a Black EPDM Rubber Jacket  
248°F (120°C) to -40°F (-40°C)



AWG	Part #	Qty
8mm	8129S	100'

### 8MM SILICONE SUPPRESSOR

Aramid Fiber Core & Conductive Latex Coating  
Layer of Silicone Coating, GP Silicon Insulatin,  
PET Mesh & a GP Gray Silicon Jacket  
356°F (180°C) to -40°F (-40°C)



# Fuse Holders

*Cut Wire Loop and Splice Into Circuit Needing To Be Fuse Protected*



Nylon In-Line Fuse Holder With Fuse  
#0900 - Red 14 GA Wire 20 AMP  
#0901 - Red 14 GA Wire 30 AMP

Part #	Qty	Part #	Qty	Part #	Qty	Part #	Qty
0900A	100	0900C	1	0900PT	1	0900L	Card of 9
0901A	100	0901C	1	0901PT	1	0901L	Card of 9



In-Line Fuse Holder With Universal Nylon Body  
For AGC & JSO Glass Fuses  
#0905 - Black 16 GA Wire 15 AMP  
#0906 - Black 12 GA Wire 30 AMP

Part #	Qty	Part #	Qty	Part #	Qty	Part #	Qty
0905A	100	0905C	1	0905PT	1	0905L	Card of 9
0906A	100	0906C	1	0906PT	1	0906L	Card of 9



ATC/ATO Type Fuse Holders with 7" Wire Loop  
Nylon Body With Brass Tin Plated Contacts  
#0961 - Black 16 GA Wire 10 AMP  
#0963 - Red 12 GA Wire 20 AMP

Part #	Qty	Part #	Qty	Part #	Qty	Part #	Qty
0961A	100	0961C	1	0961PT	1	0961L	Card of 9
0963A	100	0963C	1	0963PT	1	0963L	Card of 9



ATM Mini Fuse Holder With Dust Cap & 10" Wire  
PVC Body With Brass Tin Plated Contacts  
#0965 - Orange 16 GA Wire 10 AMP  
#0967 - Black 12 GA Wire 30 AMP

Part #	Qty	Part #	Qty	Part #	Qty
0965A	100	0965C	1	0965PT	1
0967A	100	0967C	1	0967PT	1



ATR Micro2 Blade Fuse Holder With Dust Cap & 12" Wire  
PVC Body With Brass Tin Plated Contacts  
#0959 - Red 16 GA Wire 10 AMP  
#0960 - Red 12 GA Wire 30 AMP

Part #	Qty	Part #	Qty	Part #	Qty
0959A	100	0959C	1	0959PT	1
0960A	100	0960C	1	0960PT	1




*Kits Available (Page 5)*



## Maxi Fuse Holder

PVC With Dust Cap  
12" Red 8 Gauge Wire  
60 AMP (Does not include fuse)

Part #	Qty
0969A	25
0969C	1
0969PT	1



## Self-Stripping Fuse Holder

Locate New Fuse Position  
Insert Wire & Crimp  
Mates With ATC/ATO Blade Type Fuses  
20 AMP - 16-14 AWG

Part #	Qty
0972A	100
0972C	2
0972PT	2
0972L	Card of 9



Weather Resistant  
Nylon Body With Latching Cap  
Rubber Seal Protects Fuses

## #0948 - ATM Mini Fuse Holder Red 12 GA Wire 3 to 30 AMP

Part #	Qty
0948A	25
0948C	1
0948PT	1


## #0950 - ATC/ATO Fuse Holder Orange 12 GA Wire 3 to 30 AMP

Part #	Qty
0950A	25
0950C	1
0950PT	1

# Fusible Links

Fusible Links "Open" Circuit When Overload Occurs  
Prevents Damage To Wire Harness  
Fusible Links Are NOT Intended To Replace Fuse  
Use In Conjunction With Fuse

**Use Extreme Caution** when replacing a Fusible Link.  
Make sure exact replacement of gauge & length as installed by original manufacture is used.



Part #	Part #	AWG	Stud	Length	Color	Description
5550P	5550PT	16 Ga	1/4"	9 1/4"	Black	GM Starter Solenoid
5551P	5551PT	14 Ga	3/8"	9 1/2"	Black	GM Starter Solenoid

Part #	Part #	AWG	Stud	Length	Color	Description
5552P	5552PT	18 Ga	5/16"	10 1/2"	Red	Ford Starter Solenoid
5553P	5553PT	16 Ga	5/16"	10 1/2"	Orange	Ford Starter Solenoid
5554P	5554PT	14 Ga	5/16"	10 1/2"	Green	Ford Starter Solenoid

Part #	Part #	AWG	Length	Color	Description
5555P	5555PT	18 Ga	8"	Black	Chrysler & Universal Ignition Battery
5556P	5556PT	16 Ga	8"	Black	Chrysler Feed, W/W, R/Window Defogger
5557P	5557PT	20 Ga	8"	Black	Universal

# Fusible Link Wire



Opens Circuit When Extreme Overload Occurs  
Repair Factory Installed Fusible Links  
Original Length & Gauge Must Match Exactly  
Fusible Link Should Be 4 Gauges Smaller Than Circuit

**CAUTION:**  
Do not substitute ordinary wire for fusible links.  
Do not replace fuses with fusible link wire.  
Technical calculations determine correct length & gauge of fusible links.

AWG	MM	Color	Part # Qty	Part # Qty
10	5 mm	Rust	8122S 75'	8122C 1'
10	5 mm		—	8122PT 1'
12	3 mm	Blue	8124S 100'	8124C 4'
12	3 mm		—	8124PT 4'
14	2 mm	Gray	8125S 100'	8125C 6'
14	2 mm		—	8125PT 6'
16	1 mm	Black	8126S 100'	8126C 7'
16	1 mm		—	8126PT 7'
18	.6 mm	Blue	8123S 100'	8123C 8'
18	.6 mm		—	8123PT 8'

All Items with QT, KT, GT or PT Suffix are Clam Shell Program Items.

## Fuse Blocks



AGC & SFE Glass Type Fuses  
Each Holder Has Two .250" Tabs  
30 AMP Rating

Single		4-Gang	
Part #	Qty	Part #	Qty
0908A	200	0909A	50
0908C	2	0909C	1
0908PT	2	0909PT	1



Holds 4 ATC/ATO Type Fuses  
8 Brass Terminals (#1598)  
Multiple Blocks Stack Together  
Two 1/4" Mount Holes  
50 AMP Rating

Set = 1 Housing & 8 Terminals

Part #	Qty
0910A	25 Sets
0910C	1 Set
0910PT	1 Set



Holds 6 ATC/ATO Type Fuses  
#10 Stud Hot Feed Terminal  
4 Mounting Holes for #10 Screws  
Six .250" Male Tabs  
6 Recessed Fuse Contacts - No Cover Required  
25 AMP Per Circuit  
Block Max 150 Amp at 12 Volt DC

Part #	Qty
0911A	25
0911C	1
0911PT	1

## Fuse Adapters & Terminals

Easy To Add New Circuit Into Fuse Box Without Cutting Existing Wires



(Fuses Not Included)

**Glass Fuse Tap**  
Brass .250 Male Tab  
Taps Into Glass Type Fuse Blocks  
Slide Tap Under Hot Side of Fuse  
Connect With .250" Female

Part #	Qty
1590A	1000
1590C	50
1590D	9
1590PT	50
1590KT	9
1590QT	3



(Fuses Not Included)

**ATM Mini Fuse Tap**  
Brass .187 Male Tab  
Slips Over Mini Fuse Blade  
Connect With .187" Female

Part #	Qty
1593A	1000
1593C	50
1593D	4
1593PT	50
1593KT	4
1593QT	2



(Fuses Not Included)

**ATC/ATO Fuse Tap For GM**  
Brass .250 Male Tab  
Snaps Over Blade Fuses  
Connect With .250" Female

Part #	Qty
1592A	1000
1592C	50
1592D	4
1592PT	50
1592KT	4
1592QT	2



**Brass Terminal**  
For ATO Fuse Block  
Use With #0910  
16-14 AWG

Part #	Qty
1598A	1000
1598C	50
1598D	5
1598PT	50
1598KT	5

## Junction Box



Safely Add Circuits To Vehicle's  
Electrical System  
Use Rings, Spades or Hooks  
4 Post - #8 Stud Screws  
30 AMP 600 VAC  
Operating Temp -20°C to 80°C

Part #	Qty
0915A	50
0915C	1
0915PT	1

## GM Fuse Block Taps

Taps Into GM Fuse Block  
Splice Accessory Wire Onto 16 Ga Connector Wire  
Plug Connector Into Cavity



Use In Battery Cavity  
Power Always On  
Clock, Alarm, Radio, Horn  
Black Housing

Part #	Qty
0951A	25
0951C	1
0951PT	1



Use In Ignition Cavity  
Power Supplied Once  
Ignition Is On  
Clear Housing

Part #	Qty
0952A	25
0952C	1
0952PT	1

## Panel Mount Fuse



(Fuses Not Included)

Mounts In Dashboard  
Unscrew End to Replace Fuse  
For AGC & JSO Glass Fuses  
Use With .187" or .205" Female  
Bakelite Body

10 AMP 250 Volt AC  
15 AMP 125 Volt AC

Part #	Qty
0922A	25
0922C	1
0922PT	1

# Add-A-Circuit

*(Fuses Not Included)*

Plug Into An Existing Fuse Block - Provides One Fuse To Protect Original Circuit  
 Use Wire Lead For New Circuit - Second Fuse Protects New Circuit  
 PVC Body With Brass Tin Plated Contacts  
 Red 16 Gauge Wire - 16-14 AWG Butt Connector  
 10 AMP at 12 Volts


Kit Available  
 (Page 5)



#0954 - ATR Micro2 Blade Fuses




#0955 - Low Profile Fuses



*(Fuses Not Included)*



#0956 - ATM Mini Fuses



#0957 - ATC/ATO Fuses

Part #	Qty	Part #	Qty	Part #	Qty	Part #	Qty
0954AA	250	0955AA	250	0956AA	250	0957AA	250
0954A	25	0955A	25	0956A	25	0957A	25
0954C	1	0955C	1	0956C	1	0957C	1
0954PT	1	0955PT	1	0956PT	1	0957PT	1


# Add-Two-Circuits

*(Fuses Not Included)*

ATM & ATC/ATO Fuse Adapters Plug Into Existing Fuse Block  
 One Fuse Protects Original Circuit & Two Additional Fuses for Two New Circuits  
 Use Wire Leads For Two New Circuit - Each Circuit Protected by Fuse Closest To It  
 PVC Body With Brass Tin Plated Contacts  
 Red 16 Gauge Wire - 16-14 AWG Butt Connector  
 10 AMP at 12 Volts



#0943 - ATM Mini Fuses



#0944 - ATC/ATO Fuses



*(Fuses Not Included)*

Part #	Qty	Part #	Qty
0943AA	250	0944AA	250
0943A	25	0944A	25
0943C	1	0944C	1
0943PT	1	0944PT	1



#0953 - Micro3 Blade Fuses



*(Fuses Not Included)*

Micro3 Dual Lead Plugs Into Existing Fuse Block  
 One Fuse Protects Original Circuit  
 Second Single Fuse Protects Two New Circuits  
 PVC Body With Brass Tin Plated Contacts  
 Red 16 Gauge Wire - 16-14 AWG Butt Connector  
 10 AMP at 12 Volts

Part #	Qty
0953AA	250
0953A	25
0953C	1
0953PT	1

# Power Socket & Plug



SOCKET

Part #	Qty
0921C	1
0921PT	1

Prewired With Fuse Holder & Terminals  
 Use With 12 Volt Power Plug  
 Max 7.5 Amp  
 (Fuse Not Included)



PLUG

Part #	Qty
0920C	1
0920PT	1

Plug Fits Power Socket or Cigarette Lighter/Auxiliary  
 Provides 12 Volt Power  
 20 Gauge Max 3 AMP

# USB Port Charger

*Vehicles Without  
 Built-in USB Port*



Part #	Qty
0923A	25
0923C	1
0923PT	1

Single USB Plug Cigarette Lighter/Auxiliary Port  
 Allows In-Car Charging of Phone, Laptops, etc.  
 Designed to Short Circuit & Protect Device  
 12 Volt DC - Output 5 Volt 2.1 Amp

All Items with QT, KT, GT or PT Suffix are Clam Shell Program Items.



# Fuse Tester

*Test for Blown Fuses*



**Green LED  
Lights UP!**




(Backside View)

Durable Plastic & Metal Construction  
Green LED Lights Up To Indicate Good Fuse  
Probes Adjust to Fit Different Blade Fuse Sizes  
Test & Pulls Fuses:  
ATC/ATO, Mini, Micro, Low Profile & Maxi

Part #	Qty
1006A	25
1006C	1
1006PT	1

# Fuse Pullers

Durable Single Piece Construction  
Pulls and Installs Fuses  
Black - ATC/ATO Fuses & Glass Fuses  
1-7/8" Length  
Red - Mini, Micro2, Micro3 & Low Profile Fuses  
1-1/4" Length



(Fuses Not Included)

Sold as a Set Only  
Set = 1 Each Style

Part #	Qty
1007C	1 set
1007PT	1 set

# Fuses

*Fuses Available in Bulk or Retail Package*

PT Clam Pack  
Fuses & Fuse Puller  
Available in:  
ATC/ATO, ATM Mini, Low Profile & Micro2  
Fuse Assortments



#0975PT - ATC/ATO Fuses  
Fuse Puller &  
1 ea of 8 Listed Fuses



#0976PT - ATM Mini Fuse  
Fuse Puller &  
1 ea of 8 Listed Fuses

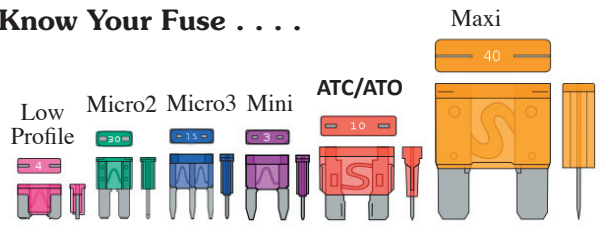


#0977PT - Low Profile Fuses  
Fuse Puller &  
1 ea of 7 Listed Fuses



#0978PT - ATR Micro2 Fuses  
Fuse Puller &  
1 ea of 7 Listed Fuses

## Know Your Fuse . . . .



## FUSE ASSORTMENT

**NEW**


*Handy Kit Clam*

#0974PT  
Fuse Assortment and 2 Fuse Pullers  
Handy Kit Clam Pack  
ATC/ATO, ATM, Low Profile  
& Micro2 Fuses

Part #	Qty
0974PT	32



## ATC/ATO FUSE



Most Common Standard Blade Fuse  
Found on Cars, Trucks, Buses & Off-Road Vehicles  
Color Coded for Easy Amp Identification  
Colors Follow Industry Standard to Indicate Amp Rating  
Voltage Rating: 32 Volts DC  
Complies with SAE J1284 Standard  
Temperature Rating: -40°F - 221°F (-40°C - 105°C)

**NEW**

AMPS	Color	Part #	Qty	Part #	Qty	Part #	Qty
3 AMP	Violet	1010A	100	1010G	25	1010GT	25
				1010C	5	1010PT	5
				1011G	25	1011GT	25
5 AMP	Tan	1011A	100	1011C	5	1011PT	5
				1012G	25	1012GT	25
7.5 AMP	Brown	1012A	100	1012C	5	1012PT	5
				1013G	25	1013GT	25
10 AMP	Red	1013A	100	1013C	5	1013PT	5
				1014G	25	1014GT	25
15 AMP	Blue	1014A	100	1014C	5	1014PT	5
				1015G	25	1015GT	25
20 AMP	Yellow	1015A	100	1015C	5	1015PT	5
				1016G	25	1016GT	25
25 AMP	Clear	1016A	100	1016C	5	1016PT	5
				1017G	25	1017GT	25
30 AMP	Green	1017A	100	1017C	5	1017PT	5
				1018G	25	1018GT	25
40 AMP	Orange	1018A	100	1018C	5	1018PT	5

All Items with QT, KT, GT or PT Suffix are Clam Shell Program Items.

# Fuses

Fuses Available in Bulk or Retail Package

## ATM MINI FUSE



Miniature Designed Mini Blade Fuse  
 Allows for Protection of More Circuits in Less Space  
 Color Coded for Easy Amp Identification  
 Colors Follow Industry Standard to Indicate Amp Rating  
 Voltage Rating: 32 Volts DC  
 Complies with SAE J2077 Standard  
 Temperature Rating: -40°F - 221°F (-40°C - 105°C)

AMPS	Color	Part #	Qty	Part #	Qty	Part #	Qty
3 AMP	Violet	1020A	100	1020G	25	1020GT	25
				1020C	5	1020PT	5
				1021C	5	1021PT	5
5 AMP	Tan	1021A	100	1021G	25	1021GT	25
				1021C	5	1021PT	5
				1022C	5	1022PT	5
7.5 AMP	Brown	1022A	100	1022G	25	1022GT	25
				1023C	5	1023PT	5
				1023G	25	1023GT	25
10 AMP	Red	1023A	100	1023C	5	1023PT	5
				1024C	5	1024PT	5
				1024G	25	1024GT	25
15 AMP	Blue	1024A	100	1025G	25	1025GT	25
				1025C	5	1025PT	5
				1026C	5	1026PT	5
20 AMP	Yellow	1025A	100	1026G	25	1026GT	25
				1027C	5	1027PT	5
				1027G	25	1027GT	25
25 AMP	Clear	1026A	100	1027C	5	1027PT	5
				1027G	25	1027GT	25
				1027C	5	1027PT	5
30 AMP	Green	1027A	100	1027G	25	1027GT	25
				1027C	5	1027PT	5
				1027C	5	1027PT	5

## LOW PROFILE FUSE



Low Profile Mini Blade Fuse  
 Designed as Space Saving Feature in Late Model Autos & Light Duty Trucks  
 Fuses Used With Tuning-Fork Terminals That Replace Female Box Terminals  
 Color Coded for Easy Amp Identification  
 Colors Follow Industry Standard to Indicate Amp Rating  
 Voltage Rating: 32 Volts DC  
 Complies with SAE J2077 Standard  
 Temperature Rating: -40°F - 221°F (-40°C - 105°C)

AMPS	Color	Part #	Qty	Part #	Qty	Part #	Qty
5 AMP	Tan	1032A	100	1032G	25	1032GT	25
				1032C	5	1032PT	5
				1033C	5	1033PT	5
7.5 AMP	Brown	1033A	100	1033G	25	1033GT	25
				1034C	5	1034PT	5
				1034G	25	1034GT	25
10 AMP	Red	1034A	100	1035C	5	1035PT	5
				1035G	25	1035GT	25
				1036C	5	1036PT	5
15 AMP	Blue	1035A	100	1036G	25	1036GT	25
				1037C	5	1037PT	5
				1037G	25	1037GT	25
20 AMP	Yellow	1036A	100	1037C	5	1037PT	5
				1038C	5	1038PT	5
				1038G	25	1038GT	25
25 AMP	Clear	1037A	100	1038C	5	1038PT	5
				1038G	25	1038GT	25
				1038C	5	1038PT	5
30 AMP	Green	1038A	100	1038G	25	1038GT	25
				1038C	5	1038PT	5
				1038C	5	1038PT	5

## MICRO2 FUSE



Micro2, Newer Standard of Blade Fuse  
 Designed to Fit More Fuses in Small Area to Accommodate New Car Designs  
 Color Coded for Easy Amp Identification  
 Colors Follow Industry Standard to Indicate Amp Rating  
 Voltage Rating: 32 Volts DC  
 Complies with SAE J2741 Standard  
 Temperature Rating: -40°F - 221°F (-40°C - 105°C)

AMPS	Color	Part #	Qty	Part #	Qty	Part #	Qty
5 AMP	Tan	1040A	100	1040G	25	1040GT	25
				1040C	5	1040PT	5
				1041G	25	1041GT	25
7.5 AMP	Brown	1041A	100	1041C	5	1041PT	5
				1042C	5	1042PT	5
				1042G	25	1042GT	25
10 AMP	Red	1042A	100	1043C	5	1043PT	5
				1043G	25	1043GT	25
				1044C	5	1044PT	5
15 AMP	Blue	1043A	100	1044G	25	1044GT	25
				1045C	5	1045PT	5
				1045G	25	1045GT	25
20 AMP	Yellow	1044A	100	1045C	5	1045PT	5
				1046C	5	1046PT	5
				1046G	25	1046GT	25
25 AMP	Clear	1045A	100	1046C	5	1046PT	5
				1046G	25	1046GT	25
				1046C	5	1046PT	5
30 AMP	Green	1046A	100	1046G	25	1046GT	25
				1046C	5	1046PT	5
				1046C	5	1046PT	5

## MICRO3 FUSE



Fuse Combines Protection for Two Circuits in One Application  
 Miniature Design Meets Need for More Circuits  
 To Be Protected Utilizing Less Space  
 Color Coded for Easy Amp Identification  
 Colors Follow Industry Standard to Indicate Amp Rating  
 Voltage Rating: 32 Volts DC  
 Temperature Rating: -40°F - 221°F (-40°C - 105°C)

AMPS	Color	Part #	Qty	Part #	Qty	Part #	Qty
5 AMP	Tan	1060A	100	1060G	25	1060GT	25
				1060C	5	1060PT	5
				1061G	25	1061GT	25
7.5 AMP	Brown	1061A	100	1061C	5	1061PT	5
				1062C	5	1062PT	5
				1062G	25	1062GT	25
10 AMP	Red	1062A	100	1063C	5	1063PT	5
				1063G	25	1063GT	25
				1063C	5	1063PT	5
15 AMP	Blue	1063A	100	1063G	25	1063GT	25
				1063C	5	1063PT	5
				1063C	5	1063PT	5

## MAXI FUSE



Largest Blade Type Fuse  
 Accommodates Older Automotive Applications  
 Where Higher Amp Circuit is Required  
 Fuses Color Coded for Easy Amp Identification  
 Voltage Rating: 32 Volts DC  
 Complies with SAE J1888 & SAE 2576 Standard  
 Temperature Rating: -40°F - 221°F (-40°C - 105°C)

AMPS	Color	Part #	Qty	Part #	Qty	Part #	Qty
20 AMP	Yellow	1050A	10	1050C	1	1050PT	1
30 AMP	Green	1051A	10	1051C	1	1051PT	1
40 AMP	Orange	1052A	10	1052C	1	1052PT	1
50 AMP	Red	1053A	10	1053C	1	1053PT	1
60 AMP	Blue	1054A	10	1054C	1	1054PT	1
70 AMP	Brown	1055A	10	1055C	1	1055PT	1
80 AMP	Natural	1056A	10	1056C	1	1056PT	1

All Items with QT, KT, GT or PT Suffix are Clam Shell Program Items.

# Electrical Tape



**#3460C**  
20 Roll Display Box  
Shelf or Counter Display

*Pop-Up Display Box!*

Tru-Grip All Weather PICO Black Vinyl Tape  
Excellent Adhesion In All Types Of Weather  
UL & CSA Approved  
For Use At Not More Than 80°C (176°F)  
Soft Polyvinyl 7 Mils Thick - 3/4" x 60'  
Rolls Individually Wrapped & Labeled

Packed 20 Rolls Per Display Box  
200 Rolls (10 Boxes) Per Case

Part #	Qty
3460PT	1 roll - Clam Shell
3460C	Box of 20 rolls
3460U	Case of 200 Rolls



**#3460PT**  
Clam Shell Packed  
PICO UL Electrical Tape  
1 Roll/Pack

# Dielectric Grease



**#0099PT** (#0099C)

Part #	Qty
0099A	50 Tubes
0099PT	1 Tube
0099C	1 Tube
0005-ZR	Jar of 50 Tubes

1/4 oz Tube Clear Dielectric Grease  
Coats Electrical Connections & Light Bulbs  
Protects Against Arcing & Corrosion  
Keeps Moisture Out of Sensitive  
Electrical Connections



**#0005-ZR**

Plastic Display Jar - 50 #0099 Grease Tubes  
4" Wide x 6" Hexagon Jar

# Shrink Tubing



Single Wall Shrink Tube

Waterproof Shrink Tube

**INSTALLATION:**  
Slide Tubing Over Wire  
Crimp Terminal On Wire  
Apply Heat 230°F to 348°F  
(110°C to 120°C)  
Cool For Tough Insulation

*Heat Shrink Tools Page 19*



*Tubing Measured  
By Inside Diameter  
Before Shrinking*

## SINGLE WALL SHRINK TUBING

Flexible Polyolefin Single Wall Tubing  
Multi-Purpose & Flame Retardant  
Shrink Ratio 2 to 1  
Operating Temperature:  
-67°F to 275°F (-55°C to 135°C)

BLACK			RED		
I.D.	Part #	Qty	Part #	Qty	
1/8"	8219AA	100'	--	--	
1/8"	8219A	4'	8250A	4'	
1/8"	8219C	4-6"	8250C	4-6"	
1/8"	8219PT	4-6"	8250PT	4-6"	
3/16"	8220AA	100'	--	--	
3/16"	8220A	4'	8251A	4'	
3/16"	8220C	4-6"	8251C	4-6"	
3/16"	8220PT	4-6"	8251PT	4-6"	
1/4"	8221AA	100'	8252AA	100'	
1/4"	8221A	4'	8252A	4'	
1/4"	8221C	4-6"	8252C	4-6"	
1/4"	8221PT	4-6"	8252PT	4-6"	
3/8"	8222AA	100'	8253AA	100'	
3/8"	8222A	4'	8253A	4'	
3/8"	8222C	4-6"	8253C	4-6"	
3/8"	8222PT	4-6"	8253PT	4-6"	
1/2"	8223AA	100'	--	--	
1/2"	8223A	4'	8254A	4'	
1/2"	8223C	4-6"	8254C	4-6"	
1/2"	8223PT	4-6"	8254PT	4-6"	
3/4"	8224AA	100'	--	--	
3/4"	8224A	4'	8255A	4'	
3/4"	8224C	4-6"	8255C	4-6"	
3/4"	8224PT	4-6"	8255PT	4-6"	
1"	8225AA	100'	--	--	
1"	8225A	4'	8256A	4'	
1"	8225C	4-6"	8256C	4-6"	
1"	8225PT	4-6"	8256PT	4-6"	

## WATERPROOF SHRINK TUBING

Semi-Flexible Polyolefin Dual Wall  
Inner Adhesive Wall Melts & Flows  
While Outer Wall Shrinks  
Moisture Proof Upon Cooling  
Shrink Ratio 3 to 1  
Operating Temperature:  
-49°F to 257°F (-45°C to 125°C)

BLACK			RED		
I.D.	Part #	Qty	Part #	Qty	
1/8"	8229A	4'	--	--	
1/8"	8229C	4-6"	--	--	
1/8"	8229PT	4-6"	--	--	
3/16"	8230A	4'	8260A	4'	
3/16"	8230C	4-6"	8260C	4-6"	
3/16"	8230PT	4-6"	8260PT	4-6"	
1/4"	8231A	4'	8261A	4'	
1/4"	8231C	4-6"	8261C	4-6"	
1/4"	8231PT	4-6"	8261PT	4-6"	
3/8"	8232A	4'	8262A	4'	
3/8"	8232C	4-6"	8262C	4-6"	
3/8"	8232PT	4-6"	8262PT	4-6"	
1/2"	8233A	4'	8263A	4'	
1/2"	8233C	4-6"	8263C	4-6"	
1/2"	8233PT	4-6"	8263PT	4-6"	
3/4"	8234A	4'	8264A	4'	
3/4"	8234C	4-6"	8264C	4-6"	
3/4"	8234PT	4-6"	8264PT	4-6"	
1"	8235A	4'	8265A	4'	
1"	8235C	4-6"	8265C	4-6"	
1"	8235PT	4-6"	8265PT	4-6"	
1-1/4"	8236A	4'	8266A	4'	
1-1/4"	8236C	4-6"	8266C	4-6"	
1-1/4"	8236PT	4-6"	8266PT	4-6"	
1-1/2"	8237A	4'	8267A	4'	
1-1/2"	8237C	4-6"	8267C	4-6"	
1-1/2"	8237PT	4-6"	8267PT	4-6"	

## SINGLE WALL SHRINK TUBING

Package of 6" or 2" Pieces  
1/8" 3/16" 1/4" 3/8" Diameter Tubing

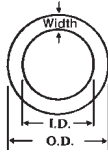
Part #	Qty
8226C	4-6"
8226H	10-2"
8226PT	4-6"
8226KT	10-2"
8226QT	5-2"



**NEW**



# O'Rings



O'Rings are made of Buna N material - 70 Durometer Nitrile Rubber  
Resistant to mineral oil, hydraulic fluids, air, L.P. & natural gas.  
With pressure, O'Ring stretches & flows filling seal cavity  
At extremely low temperatures O'Ring becomes brittle, but still functions as a seal.  
Upon warming O'Ring will assume its flexible properties without harm.  
Prolonged exposure to excessive heat will cause O'Ring to permanently harden.

O'Rings Measured By Inside Diameter & Thickness  
Operating Temperature: -40°F to 275°F (-40°C to 135°C)  
Also Available in QT Clam Shell - Consult Price Sheet

*Kits Available  
(Page 2)*



I.D.	O.D.	Width	Part #	Qty	Part #	Qty	Part #	Qty
3/32"	7/32"	1/16"	10005A	1000	10005C	100	10005QT	10
1/8"	1/4"	1/16"	10006A	1000	10006C	100	10006QT	10
5/32"	9/32"	1/16"	10007A	1000	10007C	100	10007QT	10
3/16"	5/16"	1/16"	10008A	1000	10008C	100	10008QT	10
7/32"	11/32"	1/16"	10009A	1000	10009C	100	10009QT	10
1/4"	3/8"	1/16"	10010A	1000	10010C	100	10010QT	10
5/16"	7/16"	1/16"	10011A	1000	10011C	100	10011QT	10
3/8"	1/2"	1/16"	10012A	1000	10012C	100	10012QT	10
7/16"	9/16"	1/16"	10013A	1000	10013C	100	10013QT	10
1/2"	5/8"	1/16"	10014A	1000	10014C	100	10014QT	8
9/16"	11/16"	1/16"	10015A	1000	10015C	100	10015QT	8
5/8"	3/4"	1/16"	10016A	1000	10016C	100	10016QT	8
11/16"	13/16"	1/16"	10017A	1000	10017C	100	10017QT	8
3/8"	9/16"	3/32"	10110A	1000	10110C	100	10110QT	8
7/16"	5/8"	3/32"	10111A	1000	10111C	100	10111QT	8
1/2"	11/16"	3/32"	10112A	1000	10112C	100	10112QT	8
9/16"	3/4"	3/32"	10113A	1000	10113C	100	10113QT	8
5/8"	13/16"	3/32"	10114A	500	10114C	50	10114QT	8
11/16"	7/8"	3/32"	10115A	500	10115C	50	10115QT	8
3/4"	15/16"	3/32"	10116A	500	10116C	50	10116QT	8

I.D.	O.D.	Width	Part #	Qty	Part #	Qty	Part #	Qty
3/4"	1"	1/8"	10210A	250	10210C	25	10210QT	5
13/16"	1-1/16"	1/8"	10211A	250	10211C	25	10211QT	5
7/8"	1-1/8"	1/8"	10212A	250	10212C	25	10212QT	5
15/16"	1-3/16"	1/8"	10213A	250	10213C	25	10213QT	5
1"	1-1/4"	1/8"	10214A	250	10214C	25	10214QT	5
1-1/16"	1-5/16"	1/8"	10215A	250	10215C	25	10215QT	4
1-1/8"	1-3/8"	1/8"	10216A	250	10216C	25	10216QT	4
1-3/16"	1-7/16"	1/8"	10217A	250	10217C	25	10217QT	4
1-1/4"	1-1/2"	1/8"	10218A	200	10218C	25	10218QT	4
1-5/16"	1-9/16"	1/8"	10219A	200	10219C	25	10219QT	4
1-3/8"	1-5/8"	1/8"	10220A	150	10220C	15	10220QT	2
1-7/16"	1-11/16"	1/8"	10221A	150	10221C	15	10221QT	2
1-1/2"	1-3/4"	1/8"	10222A	150	10222C	15	10222QT	2
1-5/8"	1-7/8"	1/8"	10223A	150	10223C	15	10223QT	2
1-3/4"	2"	1/8"	10224A	100	10224C	10	10224QT	2
1-7/8"	2-1/8"	1/8"	10225A	100	10225C	10	10225QT	2

# Vacuum Line Accessories

## CONNECTORS AND COUPLERS

High Impact Nylon Connectors  
Chemical Resistance  
Barbed To Hold Hose Without Clamps  
Colors May Vary  
Operating Temperature:  
-40°F to 250°F (-40°C to 121°C)



*Kits Available  
(Page 4)*



O.D.	Desc.	Part #	Qty
3/16"	3-Way	5225A	100
3/16"	3-Way	5225C	10
3/16"	3-Way	5225PT	10



O.D.	Desc.	Part #	Qty
3/16"	5-Way	5229A	50
3/16"	5-Way	5229C	2
3/16"	5-Way	5229PT	2

## "T" CONNECTORS

O.D.	Part #	Qty	Part #	Qty
1/8"	5231A	200	5231PT	25
1/8"	5231C	25	5231QT	1
1/8"	5231D	3	—	—
3/16"	5232A	200	5232PT	25
3/16"	5232C	25	5232QT	1
3/16"	5232D	3	—	—
1/4"	5233A	100	5233PT	10
1/4"	5233C	10	5233QT	1
1/4"	5233D	2	—	—
5/16"	5234A	100	5234PT	10
5/16"	5234C	10	5234QT	1
5/16"	5234D	2	—	—
3/8"	5235A	100	5235PT	5
3/8"	5235C	5	—	—

## COUPLERS

O.D.	Part #	Qty	Part #	Qty
1/8"	5241A	300	5241PT	25
1/8"	5241C	25	5241QT	1
1/8"	5241D	3	—	—
3/16"	5242A	300	5242PT	25
3/16"	5242C	25	5242QT	1
3/16"	5242D	3	—	—
1/4"	5243A	200	5243PT	20
1/4"	5243C	20	5243QT	1
1/4"	5243D	3	—	—
5/16"	5244A	100	5244PT	15
5/16"	5244C	15	5244QT	1
5/16"	5244D	3	—	—

## VACUUM TUBING / WIPER TUBING



Withstands Heat, Washer Solutions, Oil, Grease  
Vacuum Operated Accessories - Windshield Washer  
Emission Control Applications  
EPDM Operating Temperature -40°F to 180°F

Tubing I.D.	Connector O.D.	Part #	Qty	Part #	Qty	Part #	Qty
7/64"	1/8"	5161A	50'	5161C	6'	5161PT	6'
5/32"	3/16"	5162A	50'	5162C	5'	5162PT	5'
7/32"	1/4"	5163A	50'	5163C	4'	5163PT	4'
9/32"	5/16"	5164A	50'	5164C	3'	5164PT	3'

## UNIVERSAL "T" CONNECTOR & COUPLER

ABS Plastic Connectors - Temperature Range up to 250°F (121°C)  
Ends Fit 1/8", 3/16" or 5/16" Hose  
Barbed To Hold Hose Without Clamps



Desc.	Part #	Qty
"T"	5253A	50
"T"	5253C	1
"T"	5253PT	1

Desc.	Part #	Qty
Coupler	5254A	50
Coupler	5254C	1
Coupler	5254PT	1

# Carburetor Caps



Black EPDM Rubber Vacuum Caps  
Max Temperature 250°F (121°C)  
Available In Kit - #0002-HC (Page 4)

I.D.	Part #	Qty	Part #	Qty	Part #	Qty
1/8"	7030A	500	7030C	25	7030PT	25
3/16"	7031A	500	7031C	25	7031PT	25
1/4"	7032A	500	7032C	20	7032PT	20
5/16"	7033A	500	7033C	15	7033PT	15
3/8"	7034A	500	7034C	10	7034PT	10
Assorted Pack	7036C	10	7036PT	10		



Flexible Vinyl Tips  
Temperature Rating -22°F to 200°F

I.D.	Color	Part #	Qty	Part #	Qty	Part #	Qty
1/8"	Black	7020A	1000	7020C	50	7020KT	40
3/16"	White	7021A	1000	7021C	25	7021KT	20
1/4"	Red	7022A	1000	7022C	20	7022KT	13
5/16"	Blue	7023A	1000	7023C	15	7023KT	9
3/8"	Yellow	7024A	1000	7024C	10	7024KT	6
Assorted Pack		7029C	40	7029D	19	7029KT	17
Assorted Pack		7029M	9	7029PT	40	7029QT	9

*Kits Available  
(Page 4)*



## Chassis Clips

Spring Steel Push-On Wire Clips  
 Black Phosphate Finish  
 Spring Tension Holds Clip In Place On Frame  
 While Securing Wires To Frame Surface  
 Clips Measured by Frame Thickness



Frame	Part #	Qty	Part #	Qty
3/16"	7060A	200	—	—
3/16"	7060C	25	7060PT	25
3/16"	7060M	3	7060QT	3
1/4"	7061A	200	—	—
1/4"	7061C	15	7061PT	15
1/4"	7061M	2	7061QT	2
3/8"	7062A	100	—	—
3/8"	7062C	10	7062PT	10
3/8"	7062M	2	7062QT	2

## Winged Clips

Black Polypropylene Clips  
 Secures Wiring Harness or Convoluted Tubing  
 To Sheet Metal Backing  
 Clips Measured By Tubing Diameter  
 1/4" Drill Hole - .15" Max Material Thickness



Diameter	Part #	Qty
3/8"	5101A	50
3/8"	5101C	4
3/8"	5101PT	4
1/2"	5102A	50
1/2"	5102C	4
1/2"	5102PT	4
3/4"	5103A	50
3/4"	5103C	3
3/4"	5103PT	3

## Nylon Clamps

Durable Natural or Black Nylon Clamp For Channeling Wire  
 Clamps Measured By Inside Diameter When Closed  
 Operating Temperature -60°F to 275°F (-51°C to 136°C)



Kits Available  
 (Page 2)



### NATURAL 3/8" Wide Clamp

.170" Screw Hole - #8 Stud

I.D.	Part #	Qty	Part #	Qty
1/8"	7118A	500	—	—
1/8"	7118C	40	7118PT	40
1/8"	7118M	7	7118QT	7
3/16"	7119A	500	—	—
3/16"	7119C	35	7119PT	35
3/16"	7119M	7	7119QT	7
1/4"	7120A	500	—	—
1/4"	7120C	35	7120PT	35
1/4"	7120M	7	7120QT	7
5/16"	7121A	500	—	—
5/16"	7121C	22	7121PT	22
5/16"	7121M	6	7121QT	6

### NATURAL 1/2" Wide Clamp

.170" Screw Hole - #8 Stud

I.D.	Part #	Qty	Part #	Qty
3/8"	7122A	500	—	—
3/8"	7122C	18	7122PT	18
3/8"	7122M	6	7122QT	6
1/2"	7124A	500	—	—
1/2"	7124C	12	7124PT	12
1/2"	7124M	4	7124QT	4
5/8"	7126A	250	—	—
5/8"	7126C	10	7126PT	10
5/8"	7126M	3	7126QT	3
3/4"	7128A	250	—	—
3/4"	7128C	5	7128PT	5
3/4"	7128M	2	7128QT	2
1"	7130A	250	—	—
1"	7130C	4	7130PT	4
1"	7130M	1	7130QT	1

### BLACK 3/8" Wide Clamp

.170" Screw Hole - #8 Stud

I.D.	Part #	Qty	Part #	Qty
1/8"	7138A	500	—	—
1/8"	7138C	40	7138PT	40
1/8"	7138M	7	7138QT	7
3/16"	7139A	500	—	—
3/16"	7139C	35	7139PT	35
3/16"	7139M	7	7139QT	7
1/4"	7140A	500	—	—
1/4"	7140C	35	7140PT	35
1/4"	7140M	7	7140QT	7
5/16"	7141A	500	—	—
5/16"	7141C	22	7141PT	22
5/16"	7141M	6	7141QT	6

### BLACK 1/2" Wide Clamp

.170" Screw Hole - #8 Stud

I.D.	Part #	Qty	Part #	Qty
3/8"	7142A	500	—	—
3/8"	7142C	18	7142PT	18
3/8"	7142M	6	7142QT	6
1/2"	7144A	500	—	—
1/2"	7144C	12	7144PT	12
1/2"	7144M	4	7144QT	4
5/8"	7146A	250	—	—
5/8"	7146C	10	7146PT	10
5/8"	7146M	3	7146QT	3
3/4"	7148A	250	—	—
3/4"	7148C	5	7148PT	5
3/4"	7148M	2	7148QT	2
1"	7150A	250	—	—
1"	7150C	4	7150PT	4
1"	7150M	1	7150QT	1

PACKAGE OF  
 ASSORTED SIZES  
 Natural



Part #	Qty
7115C	22
7115PT	22

## Rubber Insulated Clamps

Secures Wiring To Body or Frame  
 Flexible Neoprene Cushion  
 Holds Lines Firmly In Place While  
 Protecting From Shock, Abrasion & Vibration  
 Clamps Measured By  
 Inside Diameter When Closed



Rugged  
 Long Lasting



### 1/4" MOUNTING HOLE Aluminum - 1/2" Metal Width

I.D.	Part #	Qty	Part #	Qty	Part #	Qty
Assorted	—	—	7300C	17	7300PT	17
1/4"	7314A	100	7314C	20	7314PT	20
3/8"	7315A	100	7315C	20	7315PT	20
1/2"	7316A	100	7316C	15	7316PT	15
5/8"	7317A	100	7317C	12	7317PT	12
3/4"	7318A	100	7318C	10	7318PT	10
7/8"	7319A	100	7319C	8	7319PT	8
1"	7320A	100	7320C	6	7320PT	6
1-1/8"	7321A	100	7321C	6	7321PT	6
1-1/4"	7322A	100	7322C	4	7322PT	4
1-3/8"	7323A	100	7323C	4	7323PT	4
1-1/2"	7324A	100	7324C	4	7324PT	4
1-5/8"	7325A	100	7325C	3	7325PT	3
2"	7327A	100	7327C	2	7327PT	2

### 3/8" MOUNTING HOLE

Steel with Zinc Plating - 5/8" Metal Width

I.D.	Part #	Qty	Part #	Qty	Part #	Qty
1/4"	7514A	100	7514C	15	7514PT	15
3/8"	7515A	100	7515C	12	7515PT	12
1/2"	7516A	100	7516C	10	7516PT	10
5/8"	7517A	100	7517C	8	7517PT	8
3/4"	7518A	100	7518C	8	7518PT	8
7/8"	7519A	100	7519C	8	7519PT	8
1"	7520A	100	7520C	7	7520PT	7
1-1/4"	7522A	100	7522C	4	7522PT	4
1-1/2"	7524A	100	7524C	3	7524PT	3
2"	7525A	100	7525C	2	7525PT	2
2-1/2"	7527A	100	7527C	2	7527PT	2
3"	7529A	100	7529C	1	7529PT	1
4"	7531A	100	7531C	1	7531PT	1



Kit Available - #0003-RC (Page 4)

All Items with QT, KT, GT or PT Suffix are Clam Shell Program Items.

# Convolved Tubing & Accessories



Colored & Black Flexible Polyethylene Tubing  
Tubing Split For Easy Wire Insertion  
Operating Temperature -40°F to 185°F (-40°C to 85°C)



Black Polypropylene Connectors For Convolved Tubing  
Accessories Measured By Tubing Diameter

## OUTLET FITTING

Holds Loom Tight At Breakouts

Left - Right	Part #	Qty
1/2" - 1/2"	5107A	25
1/2" - 1/2"	5107C	1
1/2" - 1/2"	5107PT	1

I.D.	Color	Part #	Qty	Part #	Qty	Part #	Qty	Part #	Qty
1/8"	Black	5139AA	500'	5139A	50'	5139C	14'	5139PT	14'
1/4"	Black	5140AA	500'	5140A	50'	5140C	14'	5140PT	14'
1/4"	Red	5150AA	500'	5150A	50'	5150C	14'	5150PT	14'
3/8"	Black	5141AA	500'	5141A	50'	5141C	10'	5141PT	10'
1/2"	Black	5142AA	500'	5142A	50'	5142C	7'	5142PT	7'
5/8"	Black	5144AA	250'	5144A	50'	5144C	6'	5144PT	6'
3/4"	Black	5143AA	250'	5143A	50'	5143C	5'	5143PT	5'
1"	Black	5145AA	100'	—	—	—	—	—	—
1-1/4"	Black	5146AA	100'	—	—	—	—	—	—
1-1/2"	Black	5147AA	50'	—	—	—	—	—	—
2"	Black	5148AA	50'	—	—	—	—	—	—
Assorted Size		0006-CV1	Total 42'	Package of 1/4", 3/8", 1/2", 5/8", 3/4"					

**NEW**


## TEE FITTING

Allows For Continuous Coverage Of Breakout Wires With Tubing



Left-Center-Right	Part #	Qty
3/8" - 3/8" - 3/8"	5110A	25
3/8" - 3/8" - 3/8"	5110C	1
3/8" - 3/8" - 3/8"	5110PT	1
1/2" - 1/2" - 1/2"	5111A	25
1/2" - 1/2" - 1/2"	5111C	1
1/2" - 1/2" - 1/2"	5111PT	1
3/4" - 3/8" - 3/4"	5112A	25
3/4" - 3/8" - 3/4"	5112C	1
3/4" - 3/8" - 3/4"	5112PT	1
3/4" - 1/2" - 3/4"	5113A	25
3/4" - 1/2" - 3/4"	5113C	1
3/4" - 1/2" - 3/4"	5113PT	1


# High Temp Convolved Tubing



Flexible Black Nylon Tubing  
With Blue/Gray Stripe  
Tubing Split For Easy Wire Insertion  
Temperature Rating:  
-40°F to 300°F (-40°C to 149°C)

I.D.	Part #	Qty	Part #	Qty
1/4"	5170AA	500'	5170A	100'
3/8"	5171AA	500'	5171A	100'
1/2"	5172AA	500'	5172A	100'
5/8"	5173AA	250'	5173A	100'
3/4"	5174AA	250'	5174A	100'

# Spi Wrap



(Wire Not Included)

Expandable Spiral Cut Flexible Polyethylene (LLDPE) Wrap  
Retains Strength Under Repeated Flexing  
Measured By Outside Diameter Of Unexpanded Wrap  
Operating Temperature: -105°F to 215°F (-76°C to 102°C)  
Natural Color

# Fabric Loom



Flexible For Easy Wire Insertion  
Saturated With Asphalt Compound  
For Moisture Proof  
Fabric Protects Against Short Circuits  
Maximum Temperature 350°F (177°C)

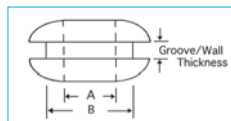
I.D.	Part #	Qty	Part #	Qty
3/16"	8212A	250'	8212S	50'
1/4"	8213A	250'	8213S	50'
1/4"	8213C	10'	8213PT	10'
5/16"	8211A	250'	8211S	50'
3/8"	8214A	250'	8214S	50'
3/8"	8214C	7'	8214PT	7'
1/2"	8215A	250'	8215S	50'
1/2"	8215C	5'	8215PT	5'
5/8"	8216A	250'	8216S	50'
3/4"	8217A	250'	8217S	25'
1"	8218A	250'	8218S	25'

## PACKAGE OF ASSORTED SPI WRAP SIZES

Part #	Qty
5126C	15'
5126PT	15'

O.D.	Part #	Qty	Part #	Qty
1/8"	5118A	100'	—	—
3/16"	5119A	100'	—	—
1/4"	5120A	100'	—	—
1/4"	5120C	5'	5120PT	5'
3/8"	5121A	100'	—	—
3/8"	5121C	5'	5121PT	5'
1/2"	5122A	100'	—	—
1/2"	5122C	5'	5122PT	5'
3/4"	5123A	100'	—	—
1"	5124A	100'	—	—

# Grommets



A - O.D. of Wire or Wires  
B - I.D. of Predrilled Hole  
C - Groove/Wall Thickness

Flexible Oil Resistant Grommets  
Insert Into Predrilled Holes  
Guard Against Cut & Frayed Wires  
Operating Temperature -31°F to 160°F (-35°C to 71°C)

## ASSORTED GROMMET PACK

Part #	Qty
6110C	15
6110PT	15
6126QT	6

Kits Available  
(Page 2)



A	B	C	Part #	Qty	Part #	Qty	Part #	Qty	Part #	Qty
1/8"	1/4"	1/16"	6115A	1000	6115D	20	6115PT	50	6115QT	7
1/8"	1/4"	1/16"	6115C	50	6115M	7	6115KT	20	—	—
3/16"	5/16"	1/16"	6116A	1000	6116D	18	6116PT	50	6116QT	6
3/16"	5/16"	1/16"	6116C	50	6116M	6	6116KT	18	—	—
1/4"	3/8"	1/16"	6117A	500	6117D	15	6117PT	50	6117QT	5
1/4"	3/8"	1/16"	6117C	50	6117M	5	6117KT	15	—	—
5/16"	7/16"	1/16"	6118A	500	6118D	10	6118PT	40	6118QT	5
5/16"	7/16"	1/16"	6118C	40	6118M	5	6118KT	10	—	—
3/8"	1/2"	1/16"	6119A	500	6119D	10	6119PT	40	6119QT	5
3/8"	1/2"	1/16"	6119C	40	6119M	5	6119KT	10	—	—
1/2"	5/8"	1/16"	6120A	250	6120D	8	6120PT	20	6120QT	3
1/2"	5/8"	1/16"	6120C	20	6120M	3	6120KT	7	—	—
7/16"	1 1/16"	1/8"	6121A	250	6121D	5	6121PT	15	6121QT	2
7/16"	1 1/16"	1/8"	6121C	15	6121M	2	6121KT	4	—	—
5/8"	7/8"	1/16"	6122A	100	6122D	4	6122PT	10	6122QT	2
5/8"	7/8"	1/16"	6122C	10	6122M	2	6122KT	3	—	—
1 1/16"	1"	1/16"	6123A	100	6123D	2	6123PT	5	6123QT	1
1 1/16"	1"	1/16"	6123C	5	6123M	1	6123KT	2	—	—
3/4"	1-1/16"	1/8"	6124A	100	6124D	2	6124PT	4	6124QT	1
3/4"	1-1/16"	1/8"	6124C	4	6124M	1	6124KT	2	—	—
1/2"	13/16"	1/4"	6125A	100	6125D	4	6125PT	6	6125QT	1
1/2"	13/16"	1/4"	6125C	6	6125M	2	6125KT	2	—	—
1"	1-3/8"	1/8"	6127A	25	6127C	3	6127PT	3	—	—

All Items with QT, KT, GT or PT Suffix are Clam Shell Program Items.



# Tie Wrap



## BLACK RELEASABLE TIE WRAP

UV Resistant

Re-Use & Re-Tighten



Finger Release Latch Allows Easy Release  
Add Or Remove Wires for Temporary or Permanent Bundling  
Re-Bundle Your Tie Downs After Each Use Using the Same Releasable Tie

*Ties Can Be Re-Used Multiple Times  
Short Term or Long Term Application*

Length	Strength	Part #	Qty	Part #	Qty	Part #	Qty
5 1/2"	50 lbs	7080A	500	7080C	25	7080PT	25
7 1/2"	50 lbs	7081A	500	7081C	25	7081PT	25
11"	50 lbs	7082A	500	7082C	25	7082PT	25

## BLACK COLD WEATHER TIE WRAP



Frozen Tool Box?

UV Resistant Too!



Rubber Additive Allows Nylon Ties To Remain Flexible at -4°F (-20°C)  
Allows For Installation When Ties Have Been at Cold Temps  
For An Extended Period of Time - Overnight In A Tool Box  
Operating Temperature: -40°F to 149°F (-40°C to 65°C)

Length	Strength	Part #	Qty	Part #	Qty	Part #	Qty	Part #	Qty
7 1/2"	50 lbs	7220E	100	7220C	25	7220ET	100	7220PT	25
11"	50 lbs	7221E	100	7221C	25	7221ET	100	7221PT	25
14"	50 lbs	7222E	50	7222C	25	7222ET	50	7222PT	25
14"	120 lbs	7223A	100	7223C	25	--	--	7223PT	25

## BLACK DUAL TIE WITH MOUNT HOLE

Mount & Run Two Individual Groups of Wires Or Conduit

Use with any  
1/4" Stud Screw



Length	Strength	Stud	Part #	Qty	Part #	Qty
12.9"	150 lbs	1/4"	7083A	50	7083C	5
12.9"	150 lbs	1/4"	--	--	7083PT	5
19.2"	150 lbs	1/4"	7084A	50	7084C	3
19.2"	150 lbs	1/4"	--	--	7084PT	3

## BLACK TIE WRAP - 100 COUNT

UV Resistant



Assorted Black 50# Ties  
25 Pieces Each:  
4" 5" 7" & 11"

Part #	Qty
7114A	100

## BLACK FIR TREE TIE

Easy Insertion & Mounting For Every Application  
Extended Fir Tree Mount Gives Superior Holding  
Black Heat Stabilized With UV Protection  
Operating Temperature: -40°F to 257°F (-40°C to 125°C)



Overall Length - 7.5"  
Tensile Strength - 50#  
Mount Hole ID - 1/4"  
Panel Thickness - .03" to .55"

Part #	Qty
7113A	100
7113C	25
7113PT	25



## VARIETY PACK

For Small Jobs Where A  
Variety of Sizes Is Handy



VARIETY PACK  
TIE WRAP  
Assorted Styles  
& Colors

Part #	Qty
7073C	25
7073PT	25

NATURAL TIE WRAP  
Assorted Sizes

Part #	Qty
7071C	25
7071H	14
7071PT	25
7071KT	14


# Tie Wrap Tool



#0695PT (#0695T)

Secure Wires, Hoses & Conduit With Precision  
ABS Handles With Steel Blades  
Pull Trigger to Tighten Wire Tie Around Bundle  
Twist To Flush Cut  
Use on 18# to 50# Wire Ties

# Wire Tie Mounts



Adhesive Backed Mount  
4-Way Insertion  
#6 Screw Hole  
Holds Up To 50 lb Ties  
1-1/8" Square

Part #	Qty
7095A	100
7095C	12
7095D	4
7095PT	12
7095KT	4

# Tie Wrap

One Piece Self-Locking Nylon Tie Wrap - No Metal Barbs - Curved Tip  
 Black Ties Are UV (Ultraviolet) Resistant Black Nylon  
 Operating Temperature: -40°F to 185°F (-40°C to 85°C)

MADE IN USA



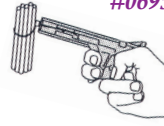
## STANDARD TIE WRAP



Natural Nylon Ties Suitable For Most Practical Applications

Length	Strength	Part #	Qty	Part #	Qty	Part #	Qty
4"	18 lbs	7064A	1000	7064C	25	7064ET	100
4"	18 lbs	7064E	100	7064H	30	7064PT	25
4"	18 lbs	—	—	7064M	6	7064QT	6
5-1/2"	40 lbs	7065A	1000	7065C	25	7065ET	100
5-1/2"	40 lbs	7065E	100	—	—	7065PT	25
5-1/2"	40 lbs	—	—	7065M	4	7065QT	4
7"	50 lbs	7066A	1000	7066C	25	7066PT	25
7"	50 lbs	7066E	100	7066H	20	7066KT	20
7"	50 lbs	7066ET	100	7066M	4	7066QT	4
11-1/2"	50 lbs	7067A	500	7067C	25	7067PT	25
11-1/2"	50 lbs	7067E	100	7067M	2	7067ET	100
14-1/2"	50 lbs	7068A	500	7068C	25	7068PT	25
14-1/2"	50 lbs	7068E	50	7068M	2	7068ET	50

Tie Wrap Tool  
 #0695T



MADE IN USA

## HEAVY DUTY TIE WRAP



8" to 48" Natural Nylon Ties With Up To 175 Lbs Tensile Strength

Length	Strength	Color	Part #	Qty	Part #	Qty	Part #	Qty
8"	120 lbs	Natural	7070A	100	7070C	25	7070PT	25
13"	120 lbs	Natural	7069A	100	7069C	25	7069PT	25
18"	120 lbs	Natural	7072A	50	7072C	10	7072PT	10
24"	175 lbs	Natural	7101A	50	7101C	5	7101PT	5
34"	175 lbs	Natural	7102A	50	7102C	5	7102PT	5
48"	175 lbs	Nat/Gray	7103A	50	7103C	5	7103PT	5

## MOUNT HOLE BLACK TIE WRAP




UV Resistant

MADE IN USA

Safely Route & Secure Wire Bundles With Screw Mount Ties

Length	Strength	Stud	Part #	Qty	Part #	Qty	Part #	Qty
6"	30 lbs	#8	7096A	1000	7096E	50	7096ET	50
6"	30 lbs	#8	—	—	7096C	25	7096PT	25
7-1/2"	50 lbs	#10	7097A	1000	7097E	50	7097ET	50
7-1/2"	50 lbs	#10	—	—	7097C	25	7097PT	25
11"	50 lbs	#10	7098A	500	7098E	50	7098ET	50
11"	50 lbs	#10	—	—	7098C	25	7098PT	25
14-1/2"	50 lbs	#10	7099A	500	7099E	50	7099ET	50
14-1/2"	50 lbs	#10	—	—	7099C	25	7099PT	25
14-1/2"	HD120 lbs	1/4"	7100A	100	7100C	25	7100PT	25

## MOUNT HOLE TIE WRAP



MADE IN USA

Safely Route & Secure Wire Bundles With Screw Mount Ties

Length	Strength	Stud	Part #	Qty	Part #	Qty	Part #	Qty
6"	30 lbs	#8	7085A	1000	7085E	50	7085ET	50
6"	30 lbs	#8	—	—	7085C	25	7085PT	25
7-1/2"	50 lbs	#10	7086A	1000	7086E	50	7086ET	50
7-1/2"	50 lbs	#10	—	—	7086C	25	7086PT	25
11"	50 lbs	#10	7087A	500	7087E	50	7087ET	50
11"	50 lbs	#10	—	—	7087C	25	7087PT	25
14-1/2"	50 lbs	#10	7088A	500	7088E	50	7088ET	50
14-1/2"	50 lbs	#10	—	—	7088C	25	7088PT	25
14-1/2"	120 lbs	1/4"	7089A	100	7089C	25	7089PT	25



## BLACK TIE WRAP

MADE IN USA

4" to 48" Black UV Nylon Ties Up To 175 Lbs Tensile Strength.

Length	Strength	Part #	Qty	Part #	Qty	Part #	Qty
4"	18 lbs	7074A	1000	7074C	25	7074ET	100
4"	18 lbs	7074E	100	7074M	7	7074PT	25
5-1/2"	40 lbs	7075A	1000	7075C	25	7075ET	100
5-1/2"	40 lbs	7075E	100	7075M	5	7075PT	25
7"	50 lbs	7076A	1000	7076C	25	7076ET	100
7"	50 lbs	7076E	100	7076M	5	7076PT	25
11"	50 lbs	7077A	500	7077C	25	7077ET	100
11"	50 lbs	7077E	100	7077M	3	7077PT	25
14"	50 lbs	7078A	500	7078C	25	7078ET	50
14"	50 lbs	7078E	50	7078M	3	7078PT	25
8" H.D.	120 lbs	7104A	100	7104C	25	7104PT	25
14" H.D.	120 lbs	7079A	100	7079C	25	7079PT	25
18" H.D.	120 lbs	7108A	50	7108C	10	7108PT	10
24" H.D.	175 lbs	7105A	50	7105C	5	7105PT	5
34" H.D.	175 lbs	7106A	50	7106C	5	7106PT	5
48" H.D.	175 lbs	7107A	50	7107C	5	7107PT	5



## COLORED TIE WRAP

MADE IN USA

Color Code Groups of Wires or Conduit  
 or Jazz Up Your Wiring Project

Length	Strength	Color	Part #	Qty	Part #	Qty	Part #	Qty
4"	18 lbs	Red	7015A	1000	7015C	25	7015PT	25
4"	18 lbs	Green	7016A	1000	7016C	25	7016PT	25
4"	18 lbs	Yellow	7017A	1000	7017C	25	7017PT	25
4"	18 lbs	Blue	7018A	1000	7018C	25	7018PT	25
7"	50 lbs	Red	7090A	1000	7090C	25	7090PT	25
7"	50 lbs	Green	7091A	1000	7091C	25	7091PT	25
7"	50 lbs	Yellow	7092A	1000	7092C	25	7092PT	25
7"	50 lbs	Blue	7093A	1000	7093C	25	7093PT	25
7"	50 lbs	Orange	7094A	1000	7094C	25	7094PT	25
11"	50 lbs	Red	7109A	500	7109C	25	7109PT	25
11"	50 lbs	Yellow	7111A	500	7111C	25	7111PT	25
11"	50 lbs	Blue	7112A	500	7112C	25	7112PT	25

# Panels & Switches

All Packaged One Per Pack - Consult Price Sheet For Bulk Packaging

Dielectric Grease  
Page 32



**#5501PT (#5501C)**  
Toggle Switch Panel  
1/2" Hole Diameter  
1-3/8" x 1-5/8"  
Black Modular Style



**#5502PT (#5502C)**  
Rocker Switch Panel  
1/2" x 1-3/16" Rectangle Hole  
1-3/8" x 1-5/8"  
Black Modular Style



**#5503PT (#5503C)**  
Ignition Switch - 2 keys  
Accessory-Off-Ignition-Start  
12 Volt 30 Amp  
3/4" Mount Hole  
Plated Steel w/4 Terminal Studs



**#5504PT (#5504C)**  
Horn Button  
Flush Mount  
12 Volt 5 Amp  
2 #6 Screw Contacts  
Nickel Plated Housing  
Black Plastic Button



**#5505PT (#5505C)**  
Horn Button  
Large Ivory Button  
2 #6 Screw Contacts  
1-3/4" Diameter  
Bracket with Screws  
Fits Up To 1-1/2"  
Steering Column  
12 Volt 5 Amp



**#5506PT (#5506C)**  
Door Jamb Switch  
Self Grounding  
3/8" Travel Length  
2" Overall Length  
12 Volt 1 Amp



**#5507PT (#5507C)**  
Door Alarm Switch  
Doors - Hoods - Trunks  
On - Button Extended  
Dual Mounting Holes  
12 Volt 10 Amp




**#5508PT (#5508C)**  
Universal Starter Switch  
With Ground Receptacle  
Push Button Momentary On  
Snaps Into 15/16" Hole  
6 Volt 15 Amp  
12 Volt 10A / 24 Volt 6A



**#5509PT (#5509C)**  
Heavy Duty Push Button  
Momentary On  
Rubber Dust & Moisture  
Resistant Boot Nut  
5/8" Mount Hole  
12 Volt 60 Amp



**#5512PT (#5512C)**  
Push Button  
Momentary On  
5/8" Mount Hole  
6 Volt 25 Amp  
12 Volt 15 Amp



**#5514PT (#5514C)**  
Push-Pull Headlamp  
Switch with 15 Amp Fuse  
3 Position Off-On-On  
Pull For On  
5 Screw Terminals  
3/8" Mount Hole  
12 Volt 15 Amp



**#5520PT (#5520C)**  
On-Off Push-Pull SPST  
Pull For On  
Red Illuminated  
2 Screw Terminals  
1/2" Mount Hole  
6 Volt 25 Amp  
12 Volt 15 Amp  
Uses Bulb #282



**#5521PT (#5521C)**  
On-Off Push-Pull SPST  
Pull For On  
2 Screw Terminals  
1/2" Mount Hole  
6 Volt 25 Amp  
12 Volt 15 Amp



**#5522PT (#5522C)**  
On-Off Push-Pull SPST  
Heavy Duty  
Chrome Plated Metal Knob  
2 Copper Terminals  
with 2 Brass Screws  
1/2" Mount Hole  
6-28 Volt 75 Amp



**#5527PT (#5527C)**  
Marine Push-Button  
Momentary On SPST  
Starter & Horn Switch  
Chrome Plated Brass  
2 Screw Terminals  
5/8" Mount Hole  
6 Volt 25 Amp  
12 Volt 15 Amp



**#5528PT (#5528C)**  
Push-Pull Brass Switch  
On-Off SPST  
Chrome Plated Knob  
2 Screw Terminals  
3/8" Mount Hole  
6 Volt 25 Amp  
12 Volt 15 Amp



**#5529PT (#5529C)**  
Brass Heavy Duty  
Ignition Starter Switch  
Accessory-Start-Off  
3 Position - 3 Screw Terminals  
13/16" Mount Hole  
6 Volt 25 Amp  
12 Volt 15 Amp



**#5579PT (#5579C)**  
Euro On-Off Push-Pull  
Short Style SPST  
Plastic Knob  
With 2 M3 Screws  
5/16" Mount Hole  
12 Volt 16 Amp



**#5574PT (#5574C)**  
Master Battery Disconnect  
2 Stud Terminal  
3/4" Mount Hole  
For Battery Circuit Only  
On - Off SPST 6-36 Volt  
190 Amp DC Continual  
1000 Amp DC Momentary

More Information  
See Page 22



Additional Keys: #5575-KEYC 1/pk

**#5575PT (#5575C)**  
Battery Cut-Off Switch  
Theft & Fire Protection  
2 Position On-Off 12 Volt  
7/8" Mount Hole  
Includes Removable Key  
Moisture Proof Cap  
350 Amp DC Continual  
500 Amp DC Momentary



# Panel Lights & Rocker Switches

Dielectric Grease  
Page 22



All Packaged One Per Pack - Consult Price Sheet For Bulk Packaging

**SPST:** Single Pole, Single Throw switches control a single wire circuit with two positions Off - ON.

**SPDT:** Single Pole, Double Throw switches control two single wire circuits permitting only one circuit to be energized at a time. Can be two positions ON - ON or three positions ON - OFF - ON.

**DPST:** Double Pole, Single Throw switches control two circuits simultaneously. Circuits are ON at the same time, and OFF at the same time.

**DPDT:** Double Pole, Double Throw switches control four circuits, permitting only two circuits to be energized at a time. Can be two positions ON - ON or three positions ON - OFF - ON.

Indicator Light Illuminated  
Fits 1/2" Round Mount Hole  
Nylon Housing  
2 1/4" Male Tabs  
12 Volt 16 Amp

- #5523PT (#5523C) - Blue
- #5524PT (#5524C) - Amber
- #5525PT (#5525C) - Red
- #5526PT (#5526C) - Green



Indicator Light LED Illuminated  
Fits 3/8" Round Mount Hole  
Chrome Plated Metal Housing  
2 1/4" Male Tabs  
Attach Power Wire To + Tab  
12 Volt 15 Amp

- #5564PT (#5564C) - Red
- #5565PT (#5565C) - Blue (clear lens)
- #5566PT (#5566C) - Amber
- #5567PT (#5567C) - Green




LED Lights



#5515PT (#5515C)  
On-Off Rocker  
Jumbo Black  
1/4" Male Tabs  
1/2" Round Mount Hole  
12 Volt 16 Amp

On-Off Rocker  
Jumbo Illuminated  
1/4" Male Tabs  
1/2" Round Mount Hole  
12 Volt 16 Amp

- #5516PT (#5516C) - Red
- #5517PT (#5517C) - Amber
- #5518PT (#5518C) - Blue
- #5519PT (#5519C) - Green



#5531PT (#5531C)  
On-Off Black Rocker  
SPST  
Non-Illuminated  
1/4" Male Tabs  
1/2" x 1-1/8" Mount Hole  
12 Volt 16 Amp

On-Off Rocker SPST  
Illuminated - 1/4" Male Tabs  
Black Nylon Housing  
1/2" x 1-1/8" Mount Hole  
12 Volt 16 Amp

- #5530PT (#5530C) - Red
- #5532PT (#5532C) - Blue
- #5534PT (#5534C) - Amber
- #5535PT (#5535C) - Green



On-Off Rocker  
Illuminated  
Oval Housing & Lens  
SPST  
3 1/4" Male Tabs  
1/2" Round Mount Hole  
12 Volt 25 Amp  
24 Volt 15 Amp

- #5580PT (#5580C) - Red
- #5581PT (#5581C) - Blue
- #5582PT (#5582C) - Amber
- #5583PT (#5583C) - Green



On-Off Rocker  
LED Dot Illuminated  
Oval Housing & Lens  
SPST  
3 1/4" Male Tabs  
1/2" Round Mount Hole  
12 Volt 25 Amp  
24 Volt 15 Amp

- #5584PT (#5584C) - Red
- #5585PT (#5585C) - Blue
- #5586PT (#5586C) - Amber
- #5587PT (#5587C) - Green



LED Lights

All Items with QT, KT, GT or PT Suffix are Clam Shell Program Items.

# Toggle Switches

All Packaged One Per Pack - Consult Price Sheet For Bulk Packaging



**#5510PT (#5510C)**  
On-Off Toggle SPST  
3/4" Metal Bat Handle  
1/2" Mount Hole  
12 Volt 15 Amp  
125 VAC 10 Amp



**#5511PT (#5511C)**  
On-Off Toggle SPST  
1/4" Metal Ball Handle  
With Indicator Plate  
1/2" Mount Hole  
12 Volt 10 Amp  
125 VAC 5 Amp



**#5513PT (#5513C)**  
On-Off Toggle w/Boot Nut  
2 Position - 2 Terminal  
3/4" Handle Length  
2 1/4" Male Tabs  
Moisture Proof  
Metal Body - Dipped  
12 Volt 20 Amp

Sealed!



**#5588PT (#5588C)**  
On-Off Toggle SPST  
Waterproof  
Bat Handle With Boot  
2 6" 16 Ga Wire Lead  
1/2" Mount Hole  
12 Volt 25 Amp

Waterproof!



**#5589PT (#5589C)**  
Momentary On-Off-  
Momentary On Toggle  
SPDT - 3 Position  
Waterproof  
Bat Handle With Boot  
3 6" 16Ga Jacketed Wire Leads  
1/2" Mount Hole  
12 Volt 25 Amp



**#5546PT (#5546C)**  
On-Off-On Toggle SPDT  
5/8" Metal Bat Handle  
With Indicator Plate  
1/2" Mount Hole  
12 Volt 10 Amp  
3/4 HP 120-240 VAC



**#5547PT (#5547C)**  
On-Off Toggle SPST  
3/4" Metal Bat Handle  
With Indicator Plate  
2-16 ga Wire Leads  
12 Volt 15 Amp  
125 VAC 10 Amp



**#5576PT (#5576C)**  
On-Off Toggle SPST  
1/2" Metal Bat Handle  
With Indicator Plate  
1/2" Mount Hole  
120 VAC 6 Amp  
240 VAC 3 Amp



**#5577PT (#5577C)**  
On-Off Toggle SPST  
5/8" Metal Bat Handle  
With Indicator Plate  
1/2" Mount Hole  
12 Volt 20 Amp



**#5578PT (#5578C)**  
Momentary On-Off  
Toggle SPST  
5/8" Metal Bat Handle  
With Indicator Plate  
1/2" Mount Hole  
12 Volt 20 Amp



**#5571PT (#5571C)**  
On-Off Toggle SPST  
Red LED Lighted Tip  
Brushed Aluminum Handle  
7/8" Handle Length  
1/2" Mount Hole  
12 Volt 15 Amp

LED



**#5548PT (#5548C)**  
On-Off Toggle DPST  
3/4" Handle Length  
4 Screw Terminals  
12 Volt 25 Amp  
125 VAC 20 Amp



**#5549PT (#5549C)**  
On-Off-On Toggle DPDT  
3/4" Handle Length  
6 Screw Terminals  
12 Volt 25 Amp  
125 VAC 20 Amp



**#5558PT (#5558C)**  
Moment On-Off-Moment  
On DPDT Toggle  
3/4" Handle Length  
6 Screw Terminals  
12 Volt 25 Amp  
125 VAC 20 Amp



Toggle Safety Cover  
Spring Loaded Design  
Fits Most Bat Style Toggles  
**#5568PT (#5568C) Red**  
**#5569PT (#5569C) Black**



**#5599PT (#5599C)**  
Red Toggle Cover  
& On-Off Toggle  
(#5568 + #5577)  
1/2" Mount Hole  
12 Volt 20 Amp



**#5570PT (#5570C)**  
Weather Resistant Boot  
With 1/2" Mounting  
Nut and Washer  
Fits 3/8" - 5/8" Length  
Toggle Switches

On-Off Toggle SPST  
Illuminated  
Nylon Housing  
1/4" Male Tabs  
1" Handle Length  
1/2" Mount Hole  
12 Volt 16 Amp



On-Off Toggle SPST  
LED Illuminated Tip  
Black Nylon Housing  
1/4" Male Tabs  
1" Handle Length  
1/2" Mount Hole  
12 Volt 10 Amp



LED Lights

**#5536PT (#5536C) - Red**  
**#5537PT (#5537C) - Blue**  
**#5538PT (#5538C) - Amber**  
**#5539PT (#5539C) - Green**



**#5560PT (#5560C) - Red (clear lens)**  
**#5561PT (#5561C) - Blue**  
**#5562PT (#5562C) - Amber**  
**#5563PT (#5563C) - Green**



Black Toggle  
Black Nylon Housing  
1/4" Male Tabs / 1" Handle Length  
1/2" Mount Hole  
12 Volt 16 Amp



Heavy Duty Toggle  
Chrome Plated With Copper Screw Terminals  
Die Cast Housing With Indicator Plate  
1/2" Mount Hole / 1" Handle Length  
6-12 Volt 50 Amp


**#5545PT (#5545C)**  
**On-Off SPST**  
**Chrome Handle**



**#5540PT (#5540C)**  
**On-Off**  
**SPST**



**#5543PT (#5543C)**  
**On-Off-On**  
**SPDT**



**#5572PT (#5572C)**  
**On-Off SPST**  
**Red Handle**



**#5541PT (#5541C)**  
**Momentary On-Off**  
**SPST**



Indicator Plates Included!

**#5542PT (#5542C)**  
**On-Off-On**  
**SPDT**



**#5544PT (#5544C)**  
**Momentary On-**  
**Off-Momentary On**  
**SPDT**

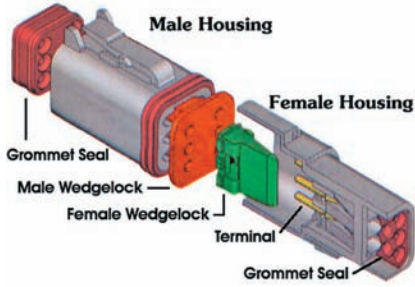


**#5573PT (#5573C)**  
**On-Off SPST**  
**Black Handle**





# Deutsch DT Connectors



Water Tight & Vibration Resistant Connection  
 Repair Damaged Connectors or Make New Connections  
 Thermoplastic Housings & WedgeLocks With Silicone Seals  
 Wedgelocks Lock Pins Into Housings Providing Perfect Alignment  
 Housings Lock Together With Releasable Tabs  
 13 Amp Rating for Deutsch DT Connectors  
 Operating Temperature -67°F to 257°F (-55°C to 125°C)



*Kits Available  
(Page 5)*

## PROPER CRIMPING



**Open Barrel Terminals**  
 Use Crimp Tool #0663T



**Solid Barrel Terminals**  
 Use Special Crimp Tool  
 #0666T or #0667T

*Look for  
Inspection Hole*

### #0668PT (#0668T)

Pick for Repair of DT, DTM & DTP  
 Deutsch Connectors  
 Hook End Removes Wedgelock  
 Blade Slides Into Housing To Release Terminal



### #0667T

Crimps Deutsch DT **Solid Barrel** Terminals  
 Ratchet Crimping for Perfect Termination  
 20-14 AWG Terminals



### #0663PT (#0663T)

Crimps 24-14 AWG **Open Barrel** Terminals  
 Reinforced Parallel Jaw Mechanism  
 Makes Precision "B" Crimps  
 Insulation Crimp & Conductor Crimp Nests



### #0666T

Crimps Deutsch DT, DTM & DTP  
 24-12 AWG **Solid Barrel** Terminals  
 Ratchet Adjust For Each Wire Gauge  
 & Terminal Size



## DT HOUSINGS & WEDGELOCKS

Female Receptacle & Green Wedge	Male Plug & Orange Wedge	Part #	Qty	Description
		5990A	100 sets	2-Way Female Housing & Green Wedge (DT04-2P)
		5990G	50 sets	
		5990C	1 set	
		5990PT	1 set	
		5991A	100 sets	2-Way Male Housing & Orange Wedge (DT06-2S)
		5991G	50 sets	
		5991C	1 set	
		5991PT	1 set	
		5992A	100 sets	3-Way Female Housing & Green Wedge (DT04-3P)
		5992G	50 sets	
		5992C	1 set	
		5992PT	1 set	
		5993A	100 sets	3-Way Male Housing & Orange Wedge (DT06-3S)
		5993G	50 sets	
		5993C	1 set	
		5993PT	1 set	
		5994A	100 sets	4-Way Female Housing & Green Wedge (DT04-4P)
		5994G	50 sets	
		5994C	1 set	
		5994PT	1 set	
		5995A	100 sets	4-Way Male Housing & Orange Wedge (DT06-4S)
		5995G	50 sets	
		5995C	1 set	
		5995PT	1 set	
		5996A	100 sets	6-Way Female Housing & Green Wedge (DT04-6P)
		5996G	50 sets	
		5996C	1 set	
		5996PT	1 set	
		5997A	100 sets	6-Way Male Housing & Orange Wedge (DT06-6S)
		5997G	50 sets	
		5997C	1 set	
		5997PT	1 set	
		5998A	100 sets	8-Way Female Housing & Green Wedge (DT04-08PA)
		5998G	50 sets	
		5998C	1 set	
		5998PT	1 set	
		5999A	100 sets	8-Way Male Housing & Orange Wedge (DT06-08SA)
		5999G	50 sets	
		5999C	1 set	
		5999PT	1 set	

## DT CAVITY PLUG

Small Plastic Plug for Filling Unused Cavities on DT Connectors



Part #	Qty
5961A	500
5961G	50
5961C	5
5961PT	5

## DT SOLID BARREL TERMINALS

	Part #	Qty	Gauge
	5962A	500	16-18
	5962G	50	16-18
	5962C	5	16-18
	5962PT	5	16-18
	5964A	500	14-16
	5964G	50	14-16
	5964C	5	14-16
	5964PT	5	14-16
	5963A	500	16-18
	5963G	50	16-18
	5963C	5	16-18
	5963PT	5	16-18
	5965A	500	14-16
	5965G	50	14-16
	5965C	5	14-16
	5965PT	5	14-16

## DT OPEN BARREL TERMINALS

	Part #	Qty	Gauge
	5966A	500	16-18
	5966G	50	16-18
	5966C	5	16-18
	5966PT	5	16-18
	5968A	500	14-16
	5968G	50	14-16
	5968C	5	14-16
	5968PT	5	14-16
	5967A	500	16-18
	5967G	50	16-18
	5967C	5	16-18
	5967PT	5	16-18
	5969A	500	14-16
	5969G	50	14-16
	5969C	5	14-16
	5969PT	5	14-16

All Items with QT, KT, GT or PT Suffix are Clam Shell Program Items.



# Deutsch DTM & DTP Connectors

**NEW** Repair or Replacement of Deutsch DTM or DTP Connectors  
 Mated Connectors Provide Environmentally Sealed Applications  
 Extremely Durable Cable-to-Cable Connections for Harsh Environments  
 Vehicle Engine Compartments where Temperature & Moisture Cannot Be Controlled.

*Waterproof  
Up to 3' of Water!*

Thermoplastic Housing & Locks & Silicone Seals  
 Nickel Plated Copper Contacts  
 Temperature Rating -55°C to +125°C  
 7.5 Amp Rating for **DTM** Connectors  
 25 Amp Rating for **DTP** Connectors

*Tools & Picks Page 19 & 41*

## DTM CAVITY PLUG

Small Plastic Plug for Filling Unused Cavities on DTM Connectors

Part #	Qty
5952A	500
5952G	50
5952C	5
5952PT	5



## NEW DEUTSCH DTM HOUSINGS & WEDGELOCKS

Male Plug & Orange Wedge	Female Receptacle & Orange Wedge	Part #	Qty	Description
		5970A 5970G 5970C 5970PT	100 sets 50 sets 1 set 1 set	2-Way Female Housing & Orange Wedge (DTM04-2P)
		5971A 5971G 5971C 5971PT	100 sets 50 sets 1 set 1 set	2-Way Male Housing & Orange Wedge (DTM06-2S)
		5972A 5972G 5972C 5972PT	100 sets 50 sets 1 set 1 set	3-Way Female Housing & Orange Wedge (DTM04-3P)
		5973A 5973G 5973C 5973PT	100 sets 50 sets 1 set 1 set	3-Way Male Housing & Orange Wedge (DTM06-3S)
		5974A 5974G 5974C 5974PT	100 sets 50 sets 1 set 1 set	4-Way Female Housing & Orange Wedge (DTM04-4P)
		5975A 5975G 5975C 5975PT	100 sets 50 sets 1 set 1 set	4-Way Male Housing & Orange Wedge (DTM06-4S)

## DTM SOLID BARREL TERMINALS

	Part #	Qty	Gauge
<b>FEMALE SOCKET</b> 	5953A	500	24-20
	5953G	50	24-20
	5953C	5	24-20
	5953PT	5	24-20
	<b>MALE PIN</b> 	5954A	500
5954G		50	24-20
5954C		5	24-20
5954PT		5	24-20

**NEW**

## DTM OPEN BARREL TERMINALS

	Part #	Qty	Gauge
<b>FEMALE SOCKET</b> 	5955A	500	20-16
	5955G	50	20-16
	5955C	5	20-16
	5955PT	5	20-16
	<b>MALE PIN</b> 	5956A	500
5956G		50	20-16
5956C		5	20-16
5956PT		5	20-16

## DTP SOLID BARREL TERMINALS

	Part #	Qty	Gauge
<b>FEMALE SOCKET</b> 	5931A	500	14-12
	5931G	50	14-12
	5931C	5	14-12
	5931PT	5	14-12
	<b>MALE PIN</b> 	5932A	500
5932G		50	14-12
5932C		5	14-12
5932PT		5	14-12

## DTP OPEN BARREL TERMINALS

	Part #	Qty	Gauge
<b>FEMALE SOCKET</b> 	5933A	500	14-12
	5933G	50	14-12
	5933C	5	14-12
	5933PT	5	14-12
	<b>MALE PIN</b> 	5934A	500
5934G		50	14-12
5934C		5	14-12
5934PT		5	14-12
<b>FEMALE SOCKET</b> 		5935A	500
	5935G	50	12-10
	5935C	5	12-10
	5935PT	5	12-10
	<b>MALE PIN</b> 	5936A	500
5936G		50	12-10
5936C		5	12-10
5936PT		5	12-10

## NEW DEUTSCH DTP HOUSINGS & WEDGELOCKS

Male Plug & Orange Wedge	Female Receptacle & Orange Wedge	Part #	Qty	Description
		5984A 5984G 5984C 5984PT	100 sets 50 sets 1 set 1 set	2-Way Female Housing & Orange Wedge (DTP04-2P)
		5985A 5985G 5985C 5985PT	100 sets 50 sets 1 set 1 set	2-Way Male Housing & Orange Wedge (DTP06-2S)
		5986A 5986G 5986C 5986PT	100 sets 50 sets 1 set 1 set	3-Way Female Housing & Orange Wedge (DTP04-3P)
		5987A 5987G 5987C 5987PT	100 sets 50 sets 1 set 1 set	3-Way Male Housing & Orange Wedge (DTP06-3S)

**NEW**

**NEW**

# Deutsch DT Pigtails

## ASSEMBLED DT DEUTSCH MATING PIGTAILS

All Packaged One Per Pack - Consult Price Sheet For Bulk Packaging

*Pre-Assembled!*



**NEW**

*No More Tedious Connector Repairs or Expensive Deutsch Tool & Pick!*

*Waterproof  
Up to 3' of Water!*



*Kit Available  
(Page 5)*

Pre-Assembled Pigtails For Quick & Easy Repairs & Replacements  
Mated Connectors Provide Environmentally Sealed Applications  
Use With Solder Seal or Heat Seal Butt Connectors  
Housings Lock Together With Releasable Tabs  
Extremely Durable Cable-to-Cable Connections for Harsh Environments

Thermoplastic Housing & Locks, Silicone Seals  
Nickel Plated Copper Solid Barrel Contacts  
Assembled with 12" of 16 Gauge GPT Wire  
Current Capacity 13 Amps  
Temperature Rating -67°F to 257°F (-55°C to 125°C)

*Works for Hot Engine Compartments*

*Wet & Cold Weather Applications*



**#6010PT (#6010C)**  
2-Way Male Plug Housing  
With Female Contacts



**#6012PT (#6012C)**  
3-Way Male Plug Housing  
With Female Contacts



**#6014PT (#6014C)**  
4-Way Male Plug Housing  
With Female Contacts



**#6016PT (#6016C)**  
6-Way Male Plug Housing  
With Female Contacts



**#6018PT (#6018C)**  
8-Way Male Plug Housing  
With Female Contacts



**#6011PT (#6011C)**  
2-Way Female Housing  
With Male Contacts



**#6013PT (#6013C)**  
3-Way Female Housing  
With Male Contacts



**#6015PT (#6015C)**  
4-Way Female Housing  
With Male Contacts



**#6017PT (#6017C)**  
6-Way Female Housing  
With Male Contacts



**#6019PT (#6019C)**  
8-Way Female Housing  
With Male Contacts

# Weatherpack Connectors


## ASSEMBLED WEATHERPACK CONNECTORS

All Packaged One Per Pack - Consult Price Sheet For Bulk Packaging

Like Cavity Tower and Shroud are Mating Connectors  
Assembled Connectors with 18 Gauge Crosslink SXL Wire  
Current Capacity 20 Amps  
Temperature Rating -40°F to 275°F (-40°C to 135°C)



**#5790PT (#5790C)**  
Single Cavity Tower with  
Female Terminals



**#5791PT (#5791C)**  
Double Cavity Tower with  
Female Terminals



**#5792PT (#5792C)**  
Triple Cavity Tower with  
Female Terminals



**#5793PT (#5793C)**  
Four Cavity Tower with  
Female Terminals



**#5794PT (#5794C)**  
Four Cavity Square Tower  
with Female Terminals



**#5795PT (#5795C)**  
Single Cavity Shroud with  
Male Terminals



**#5796PT (#5796C)**  
Double Cavity Shroud with  
Male Terminals



**#5797PT (#5797C)**  
Triple Cavity Shroud with  
Male Terminals



**#5798PT (#5798C)**  
Four Cavity Shroud with  
Male Terminals



**#5799PT (#5799C)**  
Four Cavity Square Shroud  
with Male Terminals

All Items with QT, KT, GT or PT Suffix are Clam Shell Program Items.

# Weatherpack Connectors

Maximum Current Capacity is 20 Amps



Kits Available  
(Page 6)

Easy to Repair Weatherpack Connections  
Slip Cable Seal Over Wire & Strip Wire Ends  
Insert Wire Until Insulation Butts Up To  
Conductor Ears Of Terminal  
Crimp Conductor Ears  
Slide Cable Seal To Middle Of Insulation Ears  
Crimp Insulation Ears  
Insert Crimped Terminal Into Housing Until It Clicks Into Place  
Snap Male & Female Housing Together

## GM WEATHERPACK SEALS

Seals	Part #	Gauge	Qty	Description
	5849A	12	500	Silicone Cable Seal Blue GM #12015193
	5849G		50	
	5849C		5	
	5849PT		5	
	5850A	16-14	500	Silicone Cable Seal Grey GM #12010293
	5850G		50	
	5850C		5	
	5850PT		5	
	5851A	20-18	500	Silicone Cable Seal Green GM #12015323
	5851G		50	
	5851C		5	
	5851PT		5	
	5852A	----	500	Silicone Cavity Plug GM #12010300
	5852G		50	
	5852C		5	
	5852PT		5	

## GM WEATHERPACK TERMINALS

Tin Plated Brass Terminals

Terminals	Part #	Gauge	Qty	Description
	5853A	20-18	500	Female Mates with 5854 GM #12089188
	5853G		50	
	5853C		5	
	5853PT		5	
	5855A	16-14	500	Female Mates with 5856 GM #12124580
	5855G		50	
	5855C		5	
	5855PT		5	
	5857A	12	500	Female Mates with 5858 GM #12124581
	5857G		50	
	5857C		5	
	5857PT		5	
	5854A	20-18	500	Male Mates with 5853 GM #12089040
	5854G		50	
	5854C		5	
	5854PT		5	
	5856A	16-14	500	Male Mates with 5855 GM #12124582
	5856G		50	
	5856C		5	
	5856PT		5	
	5858A	12	500	Male Mates with 5857 GM #12124587
	5858G		50	
	5858C		5	
	5858PT		5	



#0660PT (#0660T)  
Release Tool  
Extractor Pick Narrow .05"  
Extractor Pick Wide .09"  
Release & Extract GM, Ford, Chrysler  
OEM Terminals From Housings



#0663PT (#0663T)  
Crimping Tool  
Crimp 24-14 GA Open Barrel  
& Weatherpack Terminals  
Make Precision "F" Crimps  
5 Crimp Nests

## UNIVERSAL HOUSINGS FOR GM TERMINALS

Black Nylon Housings

Shroud	Tower	Part #	Qty	Description
		5860A	100	1-Cavity Shroud Mates with 5861 GM #12010996
		5860G	50	
		5860C	1	
		5860PT	1	
		5861A	100	1-Cavity Tower Mates with 5860 GM #12015791
		5861G	50	
		5861C	1	
		5861PT	1	
		5862A	100	2-Cavity Shroud Mates with 5863 GM #12010973
		5862G	50	
		5862C	1	
		5862PT	1	
		5863A	100	2-Cavity Tower Mates with 5862 GM #12015792
		5863G	50	
		5863C	1	
		5863PT	1	
		5864A	100	3-Cavity Shroud Mates with 5865 GM #12010717
		5864G	50	
		5864C	1	
		5864PT	1	
		5865A	100	3-Cavity Tower Mates with 5864 GM #12015793
		5865G	50	
		5865C	1	
		5865PT	1	
		5867A	100	4-Cavity Shroud Mates with 5868 GM #12010974
		5867G	50	
		5867C	1	
		5867PT	1	
		5868A	100	4-Cavity Tower Mates with 5867 GM #12015797
		5868G	50	
		5868C	1	
		5868PT	1	
		5869A	100	6-Cavity Shroud Mates with 5870 GM #12010975
		5869G	50	
		5869C	1	
		5869PT	1	
		5870A	100	6-Cavity Tower Mates with 5869 GM #12015799
		5870G	50	
		5870C	1	
		5870PT	1	
		5871A	100	5-Cavity Round Shroud Mates with 5872 GM #12065158
		5871G	50	
		5871C	1	
		5871PT	1	
		5872A	100	5-Cavity Round Tower Mates with 5871 GM #12034342
		5872G	50	
		5872C	1	
		5872PT	1	
		5873A	100	4-Cavity Square Shroud Mates with 5874 GM #12015024
		5873G	50	
		5873C	1	
		5873PT	1	
		5874A	100	4-Cavity Square Tower Mates with 5873 GM #12015798
		5874G	50	
		5874C	1	
		5874PT	1	



# O.E.M. Electronic Terminals

Exact OE Terminal & Housing Replacements For Vehicle Electronics  
Eliminates Replacing Entire Wire Harness  
Additional Pack Quantities Available - See Price Sheet

## GM PACK-CON SERIES

	Part #	OEM #	Gauge	Qty	Description
	5800C	6294511	20-18	5	Male
	5800PT				
	5802C	12020320	16-14	5	Male
	5802PT	8900524			Mates with 5803
	5803C	12020347	16-14	5	Female
	5803PT	8911640			Mates with 5802
	5804C	12033817	12-10	5	Male
	5804PT				Heavy Duty Series

## GM METRI-PACK 280 - 480 - 630 SERIES

280 Series 16V 25 Amp - 480 Series 16V 35 Amp - 630 Series 16V 45 Amp

Tin Plated Brass	Part #	OEM #	Gauge	Qty	Description
	5820C	12034046	20-18	5	Female - 280 Series
	5820PT				Mates with 5821
	5821C	12034047	20-18	5	Male - 280 Series
	5821PT				Mates with 5820
	5822C	12066214	16-14	5	Female - 280 Series
	5822PT				Mates with 5823
	5823C	12020116	16-14	5	Male - 280 Series
	5823PT				Mates with 5822
	5825C	12124304	16-14	5	Female - 480 Series
	5825PT				Mates with 5826
	5826C	12020120	16-14	5	Male - 480 Series
	5826PT				Mates with 5825
	5830C	12015870	16-14	5	Female - 630 Series
	5830PT				Mates with 5831
	5831C	12020126	16-14	5	Male - 630 Series
	5831PT				Mates 5830

## GM MICRO-PACK SERIES

Tin Plated Brass	Part #	OEM #	Gauge	Qty	Description
	5840C	12040902	22	5	Male
	5840PT				
	5841C	12089649	20-18	5	Female
	5841PT				
	5842C	12146448	18-16	5	Female
	5842PT				

## GM METRI-PACK 150 SERIES TERMINALS

Rated for 16 Volts and 14 Amps

Tin Plated Brass	Part #	OEM #	Gauge	Qty	Description
	5810A	12103881	20-18	500	Female - 150 Series
	5810G			50	Mates with 5811
	5810C			5	
	5810PT			5	
	5811A	12047581	20-18	500	Male - 150 Series
	5811G			50	Mates with 5810
	5811C			5	
	5811PT			5	
	5812A	12047767	20-18	500	Female - 150 Series
	5812G			50	
	5812C			5	
	5812PT			5	
	5813A	12052466	24	500	Female - 150 Series
	5813G			50	
	5813C			5	
	5813PT			5	
	5814A	12089340	20-18	500	Female -150-1 Series
	5814G			50	
	5814C			5	
	5814PT			5	
	5815A	12048074	20-18	500	Female - 150 Series
	5815G			50	
	5815C			5	
	5815PT			5	
	5816A	12045773	20-18	500	Male - 150 Series
	5816G			50	
	5816C			5	
	5816PT			5	



Kits Available (Page 6)



Crimping Tools (Page 19)

## UNIVERSAL TERMINALS

	Part #	OEM #	Gauge	Qty	Description
	1589A	GM 2962987	16-14	1000	1/4" Split Male Tab
	1589C	GM 2971962		50	56 Series
	1589PT			50	
	1589KT			4	
	1589QT			2	
	1862A	GM 2962984	16-14	100	Male Tab Housing
	1862C			10	For #1589
	1862PT			10	
	1599A	GM 2962447	16-14	1000	1/4" Female
	1599C	GM 2084421		50	With Locking Tang
	1599PT			50	56 Series
	1599KT			7	
	1599QT			2	
	1863A	GM 2962448	16-14	250	Female Housing
	1863C			25	For #1599
	1863PT			25	
	5950A	GM 2965580	14-12	500	1/4" Female
	5950G	Chrys 2096467		50	With Locking Tang
	5950C	Ford C1SF14474A		5	
	5950PT			5	
	5951A	GM 2965470	20-18	500	1/4" Female
	5951G	Chrys 2096466		50	With Locking Tang
	5951C	Ford C5AB14474B		5	
	5951PT			5	
	1581A	Ford	18-20	500	Terminal For
	1581C	Fuel Pump		25	#5310 Housing
	1581PT	Sending Unit		25	
	1582A	Ford	14-16	500	Terminal For
	1582C	Fuel Pump		25	#5310 Housing
	1582PT	Sending Unit		25	

## GM METRI-PACK SEAL



Seals	Part #	Gauge	Qty	Description
	5889A	20-16	500	Silicone Cable Seal
	5889G		50	Red
	5889C		5	GM #15324973
	5889PT		5	

## GM METRI-PACK 150 SERIES HOUSINGS

Terminal Position Assurance (TPA) Lock Included

Use With Metri-Pack 150 Series Terminals

Male Tower & TPA Lock	Female Shroud & TPA Lock	Part #	Qty	Description
		5880A	100	2-Cavity Tower
		5880G	50	Mates with 5881
		5880C	1	GM #12052641
		5880PT	1	
		5881A	100	2-Cavity Shroud
		5881G	50	Mates with 5880
		5881C	1	GM #12162000
		5881PT	1	
		5883A	100	3-Cavity Tower
		5883G	50	Mates with 5884
		5883C	1	GM #12110293
		5883PT	1	
		5884A	100	3-Cavity Shroud
		5884G	50	Mates with 5883
		5884C	1	GM #12129615
		5884PT	1	
		5886A	100	4-Cavity Tower
		5886G	50	Mates with 5887
		5886C	1	GM #12162144
		5886PT	1	
		5887A	100	4-Cavity Shroud
		5887G	50	Mates with 5886
		5887C	1	GM #12162102
		5887PT	1	

All Items with QT, KT, GT or PT Suffix are Clam Shell Program Items.

# Socket Assemblies

Sockets Available in Bulk Quantities  
See Price Sheet

Replacement Brass Contacts  
See Below

## GM & UNIVERSAL

**#5402PT**  
**(#5402C)**  
3-Wire Universal  
GM Double Contact  
Stop-Tail-Turn-Park  
3-18 ga Leads  
Bulb 198, 1016, 1034, 1154, 1157



**#5403PT**  
**(#5403C)**  
3-Wire Twist Lock  
3-18 ga Leads  
Stop-Tail-Turn-Park Dbl Contact  
GM 1969+ #8909908 & 8903283  
Bulb 1034, 1154, 1157



**#5445PT**  
**(#5445C)**  
Stop-Tail-Turn-Park  
3-18 ga Leads  
1-1/4" Focal Length  
GM 8903203 & 8914823  
Bulb 1034, 1154, 1157



**#5404PT**  
**(#5404C)**  
Universal Double Contact  
Stop-Tail-Turn-Park  
GM 1963-77 #8912698  
2-18 ga Leads 1-3/16" Mount Hole  
Bulb 98, 198, 1016, 1034, 1154, 1157



**#5405PT**  
**(#5405C)**  
Universal Single Contact  
Backup Lamp  
GM Exact Replacement  
1-18 ga Lead 1-3/16" Mount Hole  
Bulb 67, 81, 1133, 1141, 1156



**#5411PT**  
**(#5411C)**  
90° Double Contact  
Stop-Tail-Turn-Park  
GM '77, Chrys '88, AMC '79  
3-18 ga Leads GM 12003759  
Bulb 1034, 1154, 1157



**#5412PT**  
**(#5412C)**  
90° Single Contact  
Tail-Backup-Corner  
GM 1977+ #12003758  
2-18 ga Leads  
Bulb 1003, 1073, 1129, 1133, 1141, 1156



**#5413PT**  
**(#5413C)**  
90° Double Contact  
Stop-Tail-Turn-Park  
GM 1980+ #12003757  
3-18 ga Leads  
Bulb 1034, 1154, 1157



**#5421PT**  
**(#5421C)**  
Universal Double Contact  
With Fiber Washer  
2-18 ga Leads  
Bulb 64, 68, 82, 88, 90, 94, 210, 1004,  
1034, 1074, 1130, 1154, 1157, 1158, 1176



**#5422PT**  
**(#5422C)**  
Universal Single Contact  
With Fiber Washer  
1-18 ga Lead  
Bulb 63, 67, 81, 89, 93, 209, 1003,  
1073, 1129, 1133, 1141, 1156



**#5423PT**  
**(#5423C)**  
Single Contact, Phenolic Disc  
With Weatherproof Boot  
1-18 ga Lead  
Bulb 63, 67, 81, 87, 89, 93, 97, 1003,  
1073, 1129, 1133, 1141, 1156




**#5424PT**  
**(#5424C)**  
Double Contact,  
Phenolic Disc  
With Weatherproof Boot  
2-18 ga Leads  
Bulb 64, 68, 82, 88, 90, 210, 1004,  
1034, 1074, 1130, 1154, 1157, 1158,  
1176, 1178



**#5425PT**  
**(#5425C)**  
Double Contact  
Tail & Stop Lamp  
3-18 ga Leads  
GM 1976-95, 12013813, 8919916  
Bulb 1034, 1154, 1157



**#5426PT**  
**(#5426C)**  
Stop-Tail-Turn-Backup  
2-18 ga, 1-16 ga Leads  
GM 12083005 1988-95  
Wedge Bulb 3057 & 3157



**#5427PT**  
**(#5427C)**  
Stop-Tail-Turn  
2-18 ga, 1-16 ga Leads  
GM 12083006 1988-95  
Wedge Bulb 2057, 3057 & 3157



**#5428PT**  
**(#5428C)**  
Stop-Tail-Turn-Park  
3-18 ga Leads  
GM 12076946 1988-1995  
Wedge Bulb 3057 & 3157



**#5429PT**  
**(#5429C)**  
Stop-Tail-Turn-Park  
3-18 ga Leads  
GM 12083680 1989-93  
Wedge Bulb 3057, 3157, 4157



**#5493PT**  
**(#5493C)** **NEW**  
License/Utility Single Contact  
GM 88861108 LS229  
1-18 ga Lead 3/4" Hole  
Bulb 63, 67, 81, 87, 89, 1002, 1129,  
1133, 1141



**#5440PT**  
**(#5440C)**  
Stop-Tail-Turn-Park  
Double Contact Unvl  
2-18 ga Leads 3/4" hole  
Bulb 198, 1016, 1034, 1154, 1157



**#5441PT**  
**(#5441C)**  
Stop-Tail-Turn-Park  
2-16 ga Leads  
Ford 1970-80  
Dbl Contact w/Ground Terminal  
1-1/8" Mount Hole  
D1AZ-13410-B, D2OZ-13410-B  
Bulb 1034, 1154 & 1157



**#5401PT**  
**(#5401C)**  
Stop-Tail-Turn-Park  
Universal Double Contact  
Fits 7/8" to 1-1/8" Hole  
2-16 ga Leads  
Bulb 194, 198, 1016, 1034, 1154, 1157



**#5442PT**  
**(#5442C)**  
Unvl Single Contact  
License Plate & Instrument Panel  
1-18 ga Lead 7/8" to 1-1/8" Hole  
Bulb 63, 67, 87, 89, 93, 209, 1003,  
1073, 1129, 1133, 1141, 1156



**#5443PT**  
**(#5443C)**  
License Plate & Instrument Panel  
Unvl Single Contact 5/8" Hole  
1-18 ga Lead  
Bulb 51, 53, 55, 57, 57X



**#5444PT**  
**(#5444C)**  
Backup Single Contact  
GM, Ford, Chrysler  
1-18 ga Lead 1-1/8" Hole  
Bulb 63, 67, 81, 87, 89, 93, 97, 209,  
1003, 1073, 1129, 1133, 1141, 1156



**#5406PT**  
**(#5406C)**  
Double Contact  
GM Stop-Tail-Turn-Park  
Ford Stop & Tail 1-1/8 Mount Hole  
2-18 ga Leads  
Bulb 196, 1016, 1034, 1154, 1157



**#5446PT**  
**(#5446C)**  
Backup Lamp  
2-18 ga Leads  
GM 12085330 1990-95  
Wedge Bulb 3156



**#5447PT**  
**(#5447C)**  
Stop-Tail-Turn-Park  
3-18 ga Leads  
GM 12083689 1990-92  
Wedge Bulb 3057 & 3157



**#5448PT**  
**(#5448C)**  
Daytime Running Lamp  
2-18 ga Leads  
GM 15306157 LS94  
GM 1999+ Bulb 3156 & 4156  
Wedge Bulb 3057 & 3157



**#5449PT**  
**(#5449C)**  
Park-Turn-Tail-Cornering  
3-18 ga Leads  
GM 15306194 1992-04  
Bulb 1157 & 2057



**#5487PT**  
**(#5487C)**  
Stop-Park-Turn  
FITZ-13411-A Ford 1994+  
GM 88860592 LS185  
Bulb 3157 Use w/#5484



**#5495PT**  
**(#5495C)**  
Side Marker & License  
2-20 ga Leads Bulb 194  
GM 12141388 88986416 LS44  
GM 1992+ Isuzu 1996+



**#5496PT**  
**(#5496C)**  
Park/Turn, Stop/Tail  
3-18 ga Leads  
GM 15306147 LS92 1999+  
Bulb 3057, 3157, 3357, 4157, 4114K



**#5457PT**  
**(#5457C)**  
Instrument Panel Cluster  
Bulb 158 & 194  
1/2" Hole  
GM 1955+ Ford 1968+ Chry 1976+



**#5458PT**  
**(#5458C)**  
Instrument Panel Cluster  
Bulb 158 & 194  
5/8" Hole  
GM 1957+ Ford 1987+ Chry 1963+



## CONTACTS

**#1583PT** **(#1583C)**  
Replacement Brass Contacts  
For Socket Assemblies





# Socket Assemblies

Sockets Available in Bulk Quantities -  
See Price Sheet

Replacement Brass Contacts  
Page 52

## CHRYSLER

**#5463PT**  
**(#5463C)**  
Side Marker-Corner  
2-16 ga Leads  
Chrysler 1974-88  
3764865 & 3843245  
Bulb 87, 93, 1156



**#5464PT**  
**(#5464C)**  
Park-Tail-Turn  
Double Contact w/Ground  
Chrysler 1971-93  
3764863, 3843431 & 3747831  
1-16 ga & 2-18 ga Leads  
Bulb 1034, 1154, 1157



**#5465PT**  
**(#5465C)**  
Turn-Park-Backup  
2-18 ga Leads  
Chrysler 1987-93  
4400448, 4400741, 4636358  
Wedge Bulb 2456 & 3156



**#5466PT**  
**(#5466C)**  
Stop-Tail-Park-Turn-Side Marker  
Chrysler 1979-92  
3843432 & 4362469  
3-18 ga Leads  
Bulb 198, 1016, 1034, 1154, 1157



**#5467PT**  
**(#5467C)**  
Stop-Tail-Turn-Park-Marker  
Chrysler 4399900 LS171  
1990-03 Bulb 3157



**#5468PT**  
**(#5468C)**  
License Plate Lamp  
Chrysler 4414184 1989-92  
2-18 ga Leads Bulb 194



**#5469PT**  
**(#5469C)**  
Stop-Tail-Turn  
Rear Lamps  
Chrysler 4450815  
2-18 ga Leads



**#5494PT**  
**(#5494C)**  
Chrysler-Dodge-Jeep Tail  
4676589 88860570 LS170  
1996+ Bulb 3157



## FORD

**#5450PT**  
**(#5450C)**  
Ford Single Contact  
Backup & Rear 1973+ 2-18 ga Leads  
Bulb 1156 #D3AZ-13410A



**#5451PT**  
**(#5451C)**  
Ford Double Contact  
Tail Lamps 1973+ 3-18 ga Leads  
Bulb 1157 #D2AB-14A553HA



**#5452PT**  
**(#5452C)**  
Ford Double Contact  
Tail Lamps 1973+ 3-18 ga Leads  
Bulb 1034, 1157 #D2AB-14A553FA



**#5453PT**  
**(#5453C)**  
Stop-Tail-Turn  
F47Z-13411-A 88861082 LS217  
Ford 1994+ Bulb 3157  
Use With #5485



**#5454PT**  
**(#5454C)**  
Ford Single Contact  
All Weather Tail-Turn-Park  
1-18 ga Lead  
Bulb 63, 67, 81, 87, 89, 93, 209,  
1003, 1073, 1129, 1133, 1141, 1156



**#5455PT**  
**(#5455C)**  
Ford Double Contact  
All Weather Stop-Tail-Turn-Park  
2-18 ga Leads  
Bulb 198, 1016, 1034, 1154, 1157



**#5456PT**  
**(#5456C)**  
Ford Parking & Turn  
F3LY-13411A LS216  
Ford 93+ Bulb 3157 Use With #5485



**#5486PT**  
**(#5486C)**  
Stop-Park-Turn Ford 1991+  
F1TZ-13411-F LS184  
Bulb 3157 Use w/#5484



**#5470PT**  
**(#5470C)**  
Turn-Park Lamps  
Ford 1974-80 D4OZ-13234-A  
3-18 ga Leads Bulb 1157



**#5471PT**  
**(#5471C)**  
Turn-Park Lamps  
Ford 1973-77 D3MY-13410-A  
3-18 ga Leads Bulb 1157



**#5472PT**  
**(#5472C)**  
Turn-Park Lamps  
Ford 1974-80 D4ZZ-13234-A  
3-18 ga Leads Bulb 1157



**#5473PT**  
**(#5473C)**  
Turn-Park Lamps  
Ford 1973-80  
D3AZ-13410E & D8BZ-13412A  
2-18 ga Leads Bulb 1156



**#5474PT**  
**(#5474C)**  
Stop & Tail Lamps  
Ford 1973-80 D3AZ-13410-G  
3-18 ga Leads Bulb 1157



**#5475PT**  
**(#5475C)**  
Stop-Tail Lamps  
Ford 1974-91 D4LY-13410-A  
3-18 ga Leads Bulb 1157



**#5476PT**  
**(#5476C)**  
Parking Lamps  
Ford 1975-77 D5AZ-13234-A  
2-18 ga Leads Bulb 1141



**#5477PT**  
**(#5477C)**  
Tail-Park Lamps  
Ford 1971-92 D5UZ-13410A  
3-18 ga Leads Bulb 1157



**#5478PT**  
**(#5478C)**  
Stop-Tail Lamps  
Ford 1977-93  
D7OZ-13410A & E25Y-13410-A  
3-18 ga Leads Bulb 1157



**#5479PT**  
**(#5479C)**  
Stop & Tail Lamps  
3-18 ga Leads  
Ford 1983-93  
E8PZ-13411-B  
Wedge Bulb 3057, 3157, 2458



**#5480PT**  
**(#5480C)**  
Side Marker & Corner  
Parking Lamps  
Ford 1987-93  
E9AZ-15A434A & E9DZ-15A434A  
2-18 ga Leads Wedge Bulb 3156



**#5481PT**  
**(#5481C)**  
Rear Stop, Tail & Turn  
Ford 1981-93 E1FZ-13234A  
3-18 ga Leads Bulb 1157



**#5482PT**  
**(#5482C)**  
Park & Rear Lamp  
Ford 1980-94  
E0TZ-13410A & E2SZ-13410A  
3-18 ga Leads Bulb 1157



**#5483PT**  
**(#5483C)**  
Backup Lamps  
Ford Trucks & Bronco 1980-90  
2-18 ga Leads Bulb 1156



**#5484PT**  
**(#5484C)**  
90° Socket Base Lamp  
(Black) 3-18 ga Leads  
Ford 1991+  
Use #5486 & #5487 Wedge



**#5485PT**  
**(#5485C)**  
Straight Socket Base  
(Brown) 3-18 ga Leads  
Ford Windstar 1995+  
Use #5453 & #5456 Wedge



All Items with QT, KT, GT or PT Suffix are Clam Shell Program Items.



# Pigtail Assemblies

Pigtails Available in Bulk Quantities - See Price Sheet

## ALTERNATOR & VOLTAGE REGULATOR REPAIR HARNESS



**#5327PT (#5327C)**  
Alternator Harness  
Adapts SI to CS Series  
Without Alt Warn Light  
1-16 ga & 1-12 ga Leads  
GM 12102921 1988-95



**#5328PT (#5328C)**  
Alternator Harness  
Adapts SI to CS Series  
With Alt Warn Light  
2-16 ga Leads  
GM 12083462 1988-95



**#5329PT (#5329C)**  
Voltage Regulator  
Electronic  
2-14 ga Leads  
Replaces #2983727  
Chrysler 1972-87



**#5330PT (#5330C)**  
Voltage Regulator  
2-18 ga & 4-14 ga Leads  
Ford 1975-89



**#5331PT (#5331C)**  
Alternator Harness  
2-16 ga Leads  
Ford 1974-77



**#5430PT (#5430C)**  
Alternator Harness  
2-18 ga Leads  
Chrysler 1965-88



**#5431PT (#5431C)**  
Accessory Harness for  
Voltage Regulator /  
Temperature Sending Unit  
GM 1965-76 1-18 ga Lead



**#5432PT (#5432C)**  
Alternator Transistorized  
With Internal Regulator  
1-12 ga & 1-16 ga Leads  
GM 624493 1971+



**#5433PT (#5433C)**  
Alternator With  
External Regulator  
2-18 ga Leads  
GM Delcat 1962-76  
GM 2977373



**#5434PT (#5434C)**  
Alternator Extender Harness  
Transistorized  
With Internal Regulator  
1-12 ga & 1-16 ga Leads  
GM 1971+



**#5437PT (#5437C)**  
Alternator Extender Harness  
With External Regulator  
2-18 ga Leads  
GM Delcat 1962-78



**#5436PT (#5436C)**  
Voltage Regulator  
Repair Harness  
6-18 ga Leads  
Ford 1965-81



**#5438PT (#5438C)**  
Voltage Regulator  
Repair Harness  
4-18 ga Leads  
GM 1961-73 Delco 7700  
GM 88860584 PT2029

## SIDE MARKER LAMP SOCKETS



**#5408PT (#5408C)**  
Side Marker-License  
Fits most US Mfg  
Vehicles  
2-18 ga Leads  
Bulb 67, 158, 161, 168,  
194, 194A



**#5410PT (#5410C)**  
Side Marker-License  
GM 12083460 1982-95  
2-18 ga Leads  
Bulb 194



**#5414PT (#5414C)**  
Side Marker-Corner-Tail  
Chrysler 1974-92  
3588314, 4450821,  
4400147  
2-18 ga Leads  
Bulb 67, 158, 161,  
168, 194, 194A



**#5415PT (#5415C)**  
Side Marker-Corner-Tail  
GM 12001470 1976-92  
Ford EOSZ-15A442B  
1988-89  
2-18 ga Leads  
Bulb 67, 158, 161, 168,  
194, 194A



**#5416PT (#5416C)**  
Chrysler 1972-88  
3513686, 4055028,  
4400588  
2-16 ga Leads  
Bulb 67, 158, 161, 168,  
194, 194A



**#5417PT (#5417C)**  
License-Park-Tail  
GM 1973-95  
8912750 & 12003896  
2-16 ga Leads  
Bulb 161, 168, 194,  
194A



**#5418PT (#5418C)**  
GM 1968-95  
6298892 & 6298886  
2-16 ga Leads  
Bulb 194, 194A



**#5630PT (#5630C)**  
GM 12083007  
AC/Delco LS13  
2-18 ga Leads  
Wedge Bulb #24

## UTILITY LIGHT ASSEMBLIES



**#5419PT (#5419C)**  
Universal  
Tap Trailer Lights Into  
Existing Light System  
2-22 ga Leads



**#5420PT (#5420C)**  
Universal Utility Light  
1-1/4" Truck Bumper Hole  
1-20 ga Lead

## HALOGEN HEADLAMP ASSEMBLIES



**#5301PT (#5301C)**  
Sealed Hi Beam  
Mini Bulb 4701  
2-16 ga Leads GM 86+



**#5302PT (#5302C)**  
Sealed Low Beam  
Mini Bulb 4703  
2-16 ga Leads GM 86+



**#5340PT (#5340C)**  
GM-Ford-Chrysler  
Black  
2-18 ga Leads  
Bulb H8 & H11



**#5341PT (#5341C)**  
GM-Ford-Chrysler  
Gray  
2-18 ga Leads  
Bulb H9




**#5342PT (#5342C)**  
GM-Ford-Chrysler  
Brown  
2-18 ga Leads  
Bulb 880



**#5343PT (#5343C)**  
Import Car  
2-14 ga Leads  
Bulb H7



**#5344PT (#5344C)**  
Universal  
1/4" Male Tab  
1-12 ga Lead  
Bulb H1 & H3



**#5407PT (#5407C)**  
Universal Sealed Beam  
3 Prong Flasher  
3-14 ga Leads  
Bulb 9003 & H4  
#1579 Replacement  
Terminal Page 16



**#5459PT (#5459C)**  
Ford 2004 & F150  
3-16 ga Leads  
Bulb 9008 & H13



**#5638PT (#5638C)**  
GM 1983+ Ford 2005+  
GM12043215 WPT781  
2-18 ga Leads  
Bulb 862, 881, 886, 889, 894,  
896, 898, H8, H11 & H16



**#5460PT (#5460C)**  
GM-Ford-Chrysler  
GM 12117260 PT433  
3-18 ga Leads  
Bulb 9007 & 9004



**#5461PT (#5461C)**  
High Beam  
GM 12101898 PT168  
2-18 ga Leads  
Bulb 9005, 9145, H10,  
H4352



**#5462PT (#5462C)**  
Low Beam  
GM 12101897 PT167  
2-18 ga Leads  
Bulb 9006 & H4351

# Sensor Pigtails - Single Lead

## FORD



**#5747PT (#5747C)**  
 Alternator Regulator - A/C Clutch Field  
 1-16 ga Lead Ford 1994+ WPT852

## GM



**#5610PT (#5610C)**  
 Exhaust Oxygen Sensor Pigtail GM 12117385  
 1-18 ga Lead GM 1982-90 Delco PT517



**#5640PT (#5640C)**  
 Coolant Temperature Switch GM 12102621  
 1-18 ga Lead GM 12051234  
 GM 1980-92 Delco PT308



**#5644PT (#5644C)**  
 Single Pin Oil Pressure Switch GM 12085500  
 1-18 ga Lead "L", "Y" & "F" Bodies 1987-94 Delco PT100



**#5650PT (#5650C)**  
 Gray Electric Choke Pigtail GM 88860475  
 1-18 ga Lead All GM with Carburetors 1982+ Delco PT1920



**#5651PT (#5651C)**  
 Black Electric Choke Pigtail Trunk Release Switch 18 ga Lead GM 12085480  
 GM without Fuel Injection 1987+ Delco PT102



**#5654PT (#5654C)**  
 Fuel Pump, Instrument Panel, General Use GM 12117353  
 1-18 ga Lead GM 1990+ Delco PT486



**#5656PT (#5656C)**  
 90° Universal Socket Sensor GM 12112171  
 Temp & #8 Stud Connections Delco PT404  
 1-18 ga Lead



**#5663PT (#5663C)**  
 Hook-up from GM HEI Distributor to Ignition 8" 12 ga Lead plugs into Distributor Cap



**#5664PT (#5664C)**  
 HEI Hookup Distributor to Tachometer 1-16 ga Lead

**#5665PT (#5665C)**  
 Coolant Temperature Sending Unit Late Model 1-16 ga Lead

# Sensor Pigtails - Two Lead

## UNIVERSAL



**#5409PT (#5409C)**  
 Universal Sealed Beam 2-18 ga Leads / 2 Prong Flasher  
 4000 & 4651 Headlamp



**#5439PT (#5439C)**  
 Universal 2-Wire Relay Heater-A/C-Wipers 2-18 ga Leads GM & Ford GM 1965-80  
 Do not replace connectors with integral diode

## GM



**#5308PT (#5308C)**  
 A/C Compressor w/Diode GM 12101907  
 GM 1983-89 Delco PT179  
 2-18 ga Leads



**#5600PT (#5600C)**  
 Direct Ignition/Throttle Body Injection 2-18 ga Leads GM 12085496  
 1987-90 Buick/Chev/Olds/Pontiac Delco PT118



**#5601PT (#5601C)**  
 A/C Compressor Clutch Pigtail GM 12101937  
 2-18 ga Leads Delco PT209  
 1989-91 Buick/Chev/Olds/Cad/Pontiac



**#5604PT (#5604C)**  
 Horn Connector 2-18 ga Leads Fits Horn 1999160-161 & 10456327-28  
 Buick, Olds, Pontiac 1988-92, GM 12116958  
 Chev 1988-91, Cad 1991-92 Delco PT419



**#5605PT (#5605C)**  
 Windshield Washer Pump/Low Coolant Sensor Buick/Pontiac '87-92, Cad '88-91 2-16 ga Lead  
 Chev 1987-91, Olds 1988-92 GM 12102747  
 GMC ST-1 Pickup 1988-91 Delco PT374



**#5608PT (#5608C)**  
 ABS Wheel Speed Sensor GM 12126499  
 2-20 ga Leads GM 1988+ Delco PT768



**#5611PT (#5611C)**  
 Mixture Control Solenoid Pigtail 2 & 4 Barrel Rochester Varajet Carbs  
 2-18 ga Leads GM 1980-90



**#5615PT (#5615C)**  
 Coolant Temperature Sensor GM 12101899  
 2-18 ga Leads GM 1985+ Delco PT169



**#5616PT (#5616C)**  
 Manifold Air Temperature Sensor 2-18 ga Leads GM 1985+ GM 12102620  
 Fits Sensor #25036751 Delco PT307



**#5618PT (#5618C)**  
 Coolant Temp Sensor 2-18 ga Leads GM 1984+ GM 12085488  
 Fits Sensor #25036628 Delco PT110



**#5620PT (#5620C)**  
 Heater Blower/Cooling Fan Motor 2-12 ga Leads 1982+ GM 12101917  
 Buick/Cad/Chev/Olds/Pontiac Delco PT189



**#5621PT (#5621C)**  
 Multi Port Fuel Injector Solenoid 2-18 ga Leads GM 12085491  
 Fits Lucas & Bosch Injectors Delco PT113  
 Buick, Chev, Olds, Pontiac 1986+



**#5624PT (#5624C)**  
 Throttle Body Injector Connector GM 12102568  
 GM 1978+ 2-18 ga Leads Delco PT285



**#5625PT (#5625C)**  
 Fuel Injector Connector 2-18 ga Leads  
 Fits Lucas & Bosch Injectors GM 88861107



**#5631PT (#5631C)**  
 Washer Fluid & AC Compressor 2-18 ga Leads GM 12101903  
 GM 1985+ Delco PT175



**#5632PT (#5632C)**  
 Black Ignition Coil Repair Harness 2-18 ga Leads Buick, Cad & Chev 1985-91 GM 88860464  
 Fits Coil #1115315 & 1115317 Delco PT1909



**#5633PT (#5633C)**  
 Gray Ignition Coil Repair Harness 1-18 ga & 1-12 ga Leads Buick, Cad & Chev 1985-91 GM 12101896  
 Fits Coil #1115315 & 1115317 Delco PT166



**#5634PT (#5634C)**  
 Coolant Temp & MAT Sensor 2-16 ga Leads GM 12085524  
 GM 1990-93 Delco PT134



**#5636PT (#5636C)**  
 AC Compressor Low Pressure Switch 2-18 ga Leads (3:00 Index) GM 12085503  
 GM w/V-5 Compressor Delco PT124



**#5637PT (#5637C)**  
 AC Compressor High Pressure Switch 2-18 ga Leads (1:00 Index) GM 12085521  
 GM w/V-5 Compressor Delco PT131



**#5638PT (#5638C)**  
 Speed Sensor 2-18 ga Leads GM 1989+ GM 12085498  
 Fog/Cornering Lamp Page 38 Delco PT120



**#5642PT (#5642C)**  
 Window Lift Motor Harness 2-14 ga Leads GM 1979+ GM 12101914  
 Delco PT186



**#5652PT (#5652C)**  
 Direct Engine Speed/Door Lock Actuator 2-18 ga Leads GM 1987-96 GM 12101855  
 Delco PT247



**#5655PT (#5655C)**  
 Clutch Switch Connector 2-18 ga Leads GM 12101825  
 Delco PT217



**#5669PT (#5669C)**  
 Fuel Injector Connector 2-14 ga Leads GM 2001-12 GM 88988963  
 Delco PT2183

**#5671PT (#5671C)**  
 Alternator Connector 2-14 ga Leads GM 2005-17 GM 89046837  
 Delco PT2057

All Items with QT, KT, GT or PT Suffix are Clam Shell Program Items.

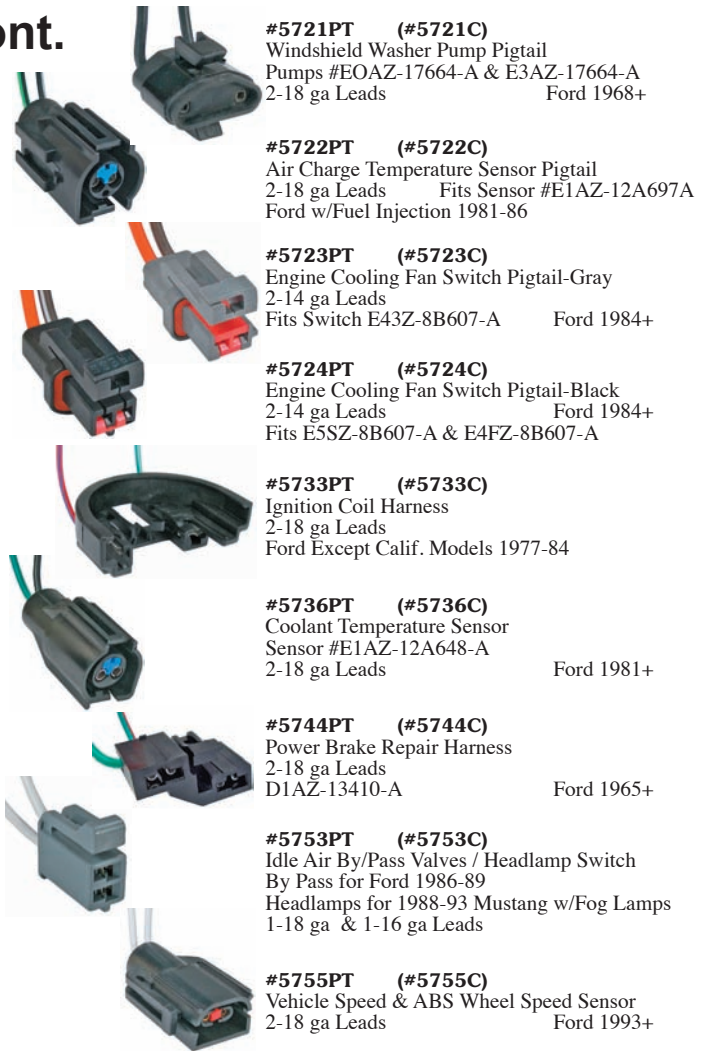


## Sensor Pigtails - Two Lead cont.

### FORD



- #5314PT (#5314C)**  
Radio Speaker  
2-18 ga Leads Ford 1988-89
- #5315PT (#5315C)**  
Radio Speaker  
2-18 ga Leads Ford 1989+
- #5700PT (#5700C)**  
Heater Blower & Radiator Cooling Fan Motor Fan: Ford 4 Cyl Eng 1979 1-14 ga, 1-12 ga Leads Blower: Ford Trucks, Pickups, Vans 1982-86
- #5701PT (#5701C)**  
Air Conditioner Clutch Coil Pigtail  
All Ford Products 2-18 ga Leads
- #5706PT (#5706C)**  
A/C Clutch Cycling Pressure Switch Pigtail  
2-16 ga Leads Fits Switch E35Y-19E561-A Ford 1980-93
- #5707PT (#5707C)**  
Marker, Signal, License, Backup, Lift Gate Lamps  
2-18 ga Leads 1U2Z-14S411-BEA WPT150 Ford 1998+
- #5709PT (#5709C)**  
Cam & Crank Shaft Pigtail  
2-16 ga Leads Fits Sensor F1AZ-6C315-A & F0CZ-6B288A
- #5713PT (#5713C)**  
Ignition Coil Pigtail  
2-16 ga Leads Fits Coil #F7TZ-12029-CC Ford 1999+
- #5714PT (#5714C)**  
Fuel Injector Pigtail with Oval Connector  
1-18 ga & 1-16 ga Lead Fits 1U2Z-14S411-BPA 4,6,8 & 10 Cyl Cars & Trucks Ford 1999+
- #5715PT (#5715C)**  
Alternator Pigtail  
Fits Alt #F81Z-10346-EARM  
2-16 ga Leads Gray Housing Ford 1996+



- #5721PT (#5721C)**  
Windshield Washer Pump Pigtail  
Pumps #EOAZ-17664-A & E3AZ-17664-A  
2-18 ga Leads Ford 1968+
- #5722PT (#5722C)**  
Air Charge Temperature Sensor Pigtail  
2-18 ga Leads Fits Sensor #E1AZ-12A697A  
Ford w/Fuel Injection 1981-86
- #5723PT (#5723C)**  
Engine Cooling Fan Switch Pigtail-Gray  
2-14 ga Leads Fits Switch E43Z-8B607-A Ford 1984+
- #5724PT (#5724C)**  
Engine Cooling Fan Switch Pigtail-Black  
2-14 ga Leads Ford 1984+  
Fits E5SZ-8B607-A & E4FZ-8B607-A
- #5733PT (#5733C)**  
Ignition Coil Harness  
2-18 ga Leads Ford Except Calif. Models 1977-84
- #5736PT (#5736C)**  
Coolant Temperature Sensor  
Sensor #E1AZ-12A648-A  
2-18 ga Leads Ford 1981+
- #5744PT (#5744C)**  
Power Brake Repair Harness  
2-18 ga Leads D1AZ-13410-A Ford 1965+
- #5753PT (#5753C)**  
Idle Air By/Pass Valves / Headlamp Switch  
By Pass for Ford 1986-89  
Headlamps for 1988-93 Mustang w/Fog Lamps  
1-18 ga & 1-16 ga Leads
- #5755PT (#5755C)**  
Vehicle Speed & ABS Wheel Speed Sensor  
2-18 ga Leads Ford 1993+

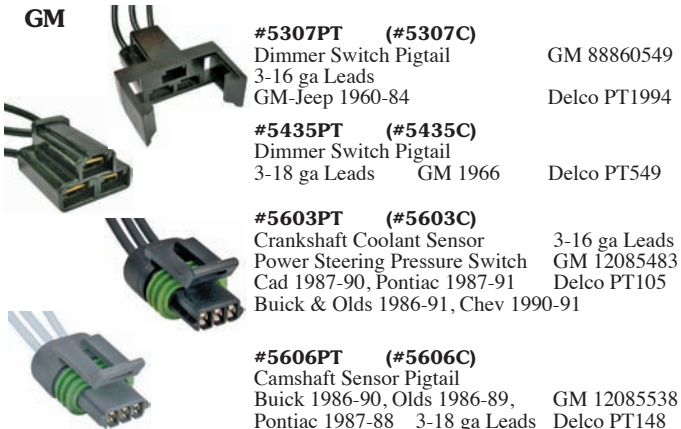
## Sensor Pigtails - Three Lead

### UNIVERSAL



- #5304PT (#5304C)**  
Replacement Blower Motor Pigtail  
3-12 ga GXL Wire Leads Delco PT1950  
Withstands Engine Compartment Heat
- #5325PT (#5325C)**  
3-Prong Sealed Beam Lamp with Fiber Optics  
3-16 ga Leads Domestic & Import Vehicles
- #5407PT (#5407C)**  
Universal Sealed Beam  
3 Prong Flasher 3-14 ga Leads  
Bulb 9003 & H4  
#1579 Replacement Terminal Page 16

### GM



- #5307PT (#5307C)**  
Dimmer Switch Pigtail  
3-16 ga Leads GM 88860549  
GM-Jeep 1960-84 Delco PT1994
- #5435PT (#5435C)**  
Dimmer Switch Pigtail  
3-18 ga Leads GM 1966 Delco PT549
- #5603PT (#5603C)**  
Crankshaft Coolant Sensor 3-16 ga Leads  
Power Steering Pressure Switch GM 12085483  
Cad 1987-90, Pontiac 1987-91 Delco PT105  
Buick & Olds 1986-91, Chev 1990-91
- #5606PT (#5606C)**  
Camshaft Sensor Pigtail  
Buick 1986-90, Olds 1986-89, GM 12085538  
Pontiac 1987-88 3-18 ga Leads Delco PT148



- #5609PT (#5609C)**  
Oil Pressure Switch Connector GM 12085499  
Fits all GM 3 Pin Switches Delco PT121  
3-18 ga Leads
- #5613PT (#5613C)**  
Manifold Absolute Pressure Pigtail  
3-18 ga Leads Green GM 12085502  
Fits MAP Sensor #1637039 Delco PT123  
GM 1982+
- #5614PT (#5614C)**  
Air Conditioner Pressure Switch GM 12085507  
3-18 ga Leads Gray Delco PT128  
GM 1984-89
- #5617PT (#5617C)**  
Throttle Position Sensor GM 12116257  
3-18 ga Leads Black Delco PT430  
GM 1983+ w/Fuel Injection
- #5622PT (#5622C)**  
Alternator w/Internal Voltage Regulator  
2-18 ga & 1-12 ga Leads GM 12101895  
GM 1986-90 Delco PT494
- #5629PT (#5629C)**  
Air Flow/Cam Position Sensor  
3-18 ga Leads GM 88986451  
GM 1986+ Delco PT1604
- #5639PT (#5639C)**  
Mass Air Flow Sensor GM 12085492  
3-20 ga Leads GM Tuned Port Injection 1985-88 Delco PT114
- #5643PT (#5643C)**  
Throttle Position Sensor  
3-20 ga Leads GM 12102748  
Fits Sensor #17112679 Delco PT375  
Chev, Buick, Olds, Pontiac 1990-94



## Sensor Pigtails - Three Lead cont.

FORD



**#5306PT (#5306C)**  
Dimmer Switch Pigtail  
3-16 ga Leads  
Ford-Chrysler-AMC 1959-83



**#5702PT (#5702C)**  
Internal Voltage Regulator Plug Pigtail  
2-18 ga & 1-14 ga Leads  
Ford 1981-90



**#5705PT (#5705C)**  
EGR Sensor Connector Pigtail  
3-18 ga Leads Fits Sensor E6AZ-9J460-A  
Ford, Mercury 1988-91



**#5711PT (#5711C)**  
Alternator Pigtail  
2-10 ga & 1-20 ga Leads Ford 1981-89



**#5712PT (#5712C)**  
Ignition Coil Pigtail  
2-18 & 1-16 ga Leads  
Fits Coil #E73Z-12029A Ford 1986+



**#5716PT (#5716C)**  
Alternator Pigtail  
Replaces #1U2Z-14S411-TA Black Housing  
3-14 ga Leads Ford 1996+



**#5732PT (#5732C)**  
Door Jam/Master Cylinder/Power Mirror  
3-14 ga Leads  
Ford Master Cylinder 1987 / Door Jam 1992



**#5742PT (#5742C)**  
Manifold Absolute Pressure (MAP) Sensor  
3-18 ga Leads Ford 1985+



**#5752PT (#5752C)**  
Throttle Position Sensor  
3-18 ga Leads Sensor Base #9B989  
Ford Taurus & Sable 1990+, Ranger, Explorer,  
Escort 1991+, Crown Victoria & Marquis 1992+



**#5756PT (#5756C)**  
Inertia Fuel Shut Off Switch  
2-14 ga & 1-18 ga Leads Ford 1990+



**#5762PT (#5762C)**  
Radiator Cooling Fan Motor  
1-12 ga & 2-10 ga Leads  
Ford Taurus, Sable, Continental & Escort 1990-96  
Contour, Mystique w/1 2.0 Fan Motor 1995-97



**#5781PT (#5781C)**  
Cam, Crank Shaft & Ignition Coils  
3-18 ga Leads 4897087AA  
Chrysler, Eagle, Mitsubishi 1995+

## Sensor Pigtails - Four Lead

GM



**#5309PT (#5309C)**  
Front Radio Speaker  
White GM 12102605  
4-20 ga Leads Delco PT292



**#5312PT (#5312C)**  
Rear Radio Speaker  
Blue GM 12102600  
4-16 ga Leads Delco PT286



**#5313PT (#5313C)**  
Radio Power Supply  
Black GM 12102601  
4-18 ga Leads Delco PT287



**#5602PT (#5602C)**  
Idle Air Control & Distributor Module  
4-18 ga Leads GM 12126487  
1985-90 Module 1987466 Delco PT757  
for 2.8 Engine



**#5612PT (#5612C)**  
Idle Air Control Pigtail  
4-18 ga Leads GM 12085506  
GM 1982-90 w/Fuel Injection Delco PT127



**#5628PT (#5628C)**  
Neutral & Park Switch, Wheel & Speed Sensors  
4-18 ga Leads GM 12085537  
GM 1986+ Delco PT147



**#5635PT (#5635C)**  
Idle Speed Control Pigtail  
Assy #17079129 & #17079121 GM 12116256  
4-18 ga Leads Delco PT429  
GM with V6 & V8 Carburetors 1981-87



**#5645PT (#5645C)**  
4 Pin Oil Pressure Switch GM 12085539  
4-18 ga Leads Delco PT149  
GM "E", "H" & "W" Bodies 1987-94



**#5647PT (#5647C)**  
Tail Lamp Repair Harness GM 15305873  
4-18 ga Leads Delco PT1014  
GM Full Size Pickups & Heavy Duty Trucks  
w/Metri-Pak Connection 1988+



**#5657PT (#5657C)**  
Voltage Regulator w/Internal Regulators  
3-18 ga & 1-12 ga Leads GM 1116408  
GM 1986+ GM 1116411



**#5660PT (#5660C)**  
Blower Motor Switch  
Rear Compartment Switch #14040842  
4-12 ga Leads GM 12102740  
GM Suburban 1984-91 Delco PT367



**#5662PT (#5662C)**  
Blower Motor Resistor  
4-12 ga Leads GM 15306069  
GM 1994-09 Delco PT1231

All Items with QT, KT, GT or PT Suffix are Clam Shell Program Items.

## Sensor Pigtails - Four Lead cont.

### FORD



**#5310PT (#5310C)**  
Fuel Pump Sending Unit Includes 6 Terminals  
Ford 1985-90 WPT454  
Replacement Terminals #1581 & #1582



**#5719PT (#5719C)**  
Fan Speed Switch Pigtail  
2-12 ga, 1-14 ga & 1-16 ga Leads  
Switches E6DZ-19986-A, E9SZ-A,  
F2DZ-A, F2UZ-A & B  
Taurus/Cougar/Sable 1983-89, T-Bird 1989-93,  
E Trucks 1992



**#5725PT (#5725C)**  
Fuel Pump Relay Connector Pigtail  
1-18 ga, 2-16 ga & 1-14 ga Leads  
Fits Relay E3FZ-9345-B Ford 1982-93



**#5726PT (#5726C)**  
A/C Clutch Cycling Pressure  
4-16 ga Leads  
F81Z-19D887-AA WPT169 PT2150  
Ford 1990+



**#5727PT (#5727C)**  
Blower Resistor  
4-12 ga Leads  
3U2Z-14S411-ZEA WPT688 Ford 2004+



**#5731PT (#5731C)**  
Ignition Switch Repair Harness  
Fits Switch E7DZ-11572-A  
4-10 ga Leads Taurus & Sable 1986-94



**#5734PT (#5734C)**  
AC Blower Motor Resistor  
Resistor Assembly E7TZ-19A706-A  
4-14 ga Leads Ford Trucks 1983+



**#5737PT (#5737C)**  
Gray Exhaust Oxygen Sensor  
3-18 ga & 1-16 ga Leads Ford Trucks 1989-94



**#5745PT (#5745C)**  
Electronic Ignition Module (3 Pin)  
4-18 ga Leads  
Ford Cars & Light Trucks 1975-85  
& 700 Series + Trucks 1975-91



**#5746PT (#5746C)**  
Electronic Ignition Module (4 Pin)  
4-16 ga Leads Ford 1975+



**#5749PT (#5749C)**  
Black Exhaust Oxygen Sensor  
3-18 ga & 1-16 ga Leads Ford 1989+



**#5750PT (#5750C)**  
Mass Air Flow Sensor  
1-16 ga & 3-18 ga Leads Ford 1989-92



**#5757PT (#5757C)**  
Repair Harness for Multi-Function Switches  
2-16 ga & 2-12 ga Leads Ford

## Sensor Pigtails - Five Lead

### GM



**#5649PT (#5649C)**  
MAP, Mass Air Flow Sensor  
5-18 ga Leads  
GM 2.8 Engines w/Sequential Fuel Injection 1985-88 GM 12085497  
Delco PT119



**#5653PT (#5653C)**  
Heavy Duty Flasher/Mini Relay  
Thermal & Electronic w/Variable & Fixed Loads  
Combine With Relay #5590 (page 23)  
5-14 ga Leads GM & Universal



**#5659PT (#5659C)**  
Ignition Switch  
1-5 Position & 1-4 Position Connectors  
1-10 ga, 2-12 ga & 2-20 ga Leads GM 88860483  
Delco PT1928



**#5667PT (#5667C)**  
Relay Pigtail  
Weather Resistant Connection When  
Combined With Relay #5592 (page 23)  
3-12 ga & 2-18 ga Leads

### FORD



**#5720PT (#5720C)**  
Engine Cooling Fan Pigtail  
8 & 10 Position Connectors 5-12 ga Leads  
Ford E4FZ-8C290-A 4 & 6 Cyl 1981-89



**#5735PT (#5735C)**  
Heater & AC Blower Switches  
5-12 ga Leads Ford 1973+



**#5739PT (#5739C)**  
Turn Signal Switch Harness  
Fits Switch #E7FZ-13341-A  
5-18 ga Leads Ford 1985+



**#5751PT (#5751C)**  
EEC Relay Repair Harness  
2-18 ga, 2-16 ga & 1-14 ga Leads  
Relay #E3AZ-12A646-A Ford 1983+



**#5765PT (#5765C)**  
Horn & Blower Relay Harness Repair Kits  
1 Connector & 1 Lock  
1-10 ga, 1-12 ga, 1-14 ga, 1-16 ga, 1-18 ga Leads



**#5780PT (#5780C)**  
Blower Resistor  
5-12 ga Leads 5017124AB  
Chrysler, Dodge & Jeep 2001+

## Sensor Pigtails - Six Lead

GM



**#5648PT (#5648C)**  
Cooling Fan Relay Harness Switch  
Relay #10038311 & #10032082 GM 12101922  
4-18 ga, 2-12 ga Leads Delco PT194  
GM 1985-88



**#5658PT (#5658C)**  
Headlamp Switch  
5-18 ga & 1-12 ga Leads GM 88860485  
Fits Switch #1995217 Delco PT1930  
GM 1968+



**#5668PT (#5668C)**  
Blower Motor Resistor & Various Relays  
6-12 ga Leads GM 158306007  
GM 1995+ Delco PT1134

FORD



**#5703PT (#5703C)**  
Electronic Module E.E.C. IV Ignition Pigtail  
6-14 ga Leads (Gray) B5ZZ-12A209A  
Ford 1981-91



**#5710PT (#5710C)**  
Electronic Ignition Module E8TZ 12A297A  
6-14 ga Leads (Black)  
Ford Light Trucks 1988-91



**#5764PT (#5764C)**  
Ignition Switch Repair Harness  
2-12 ga & 4-14 ga Leads  
Ford Lt., Med. & Hvy. Duty Trucks 1970+



**#5782PT (#5782C)**  
Blower Motor Resistor  
3-12 ga & 3-16 ga Leads 5102406AA  
Jeep Grand Cherokee 1999-04

## Sensor Pigtails - Seven Lead

GM




**#5666PT (#5666C)**  
Blower Motor Connector  
7-12 ga Leads GM 15862656  
GM 1990+ Delco PT1650

FORD



**#5748PT (#5748C)**  
Ignition Switch Repair Harness Kit  
4-12 ga & 3-10 ga Leads Ford 1981+



**#5761PT (#5761C)**  
Repair Harness for Multi-Function Switches  
3-20 ga & 4-16 ga Leads Ford



**#5763PT (#5763C)**  
Ignition Switch Harness Repair Kit  
3-10 ga, 3-12 ga & 1-20 ga Leads  
Ford Lincoln, Mercury, Lt. Duty Trucks 1990+

## Sensor Pigtails - Eight Lead

FORD



**#5704PT (#5704C)**  
EEC IV Test Plug Pigtail  
8-18 ga Leads Ford 1983+



**#5730PT (#5730C)**  
Headlamp Switch Repair Harness  
6-18 ga, 1-16 ga & 1-12 ga Leads  
Fits Switch E6DZ-11654-A & F2DZ-A  
Taurus 1986-94, Sable 1980-94



**#5738PT (#5738C)**  
Headlamp Switch Harness  
Fits Switch #E64Y-11654-A  
5-18 ga, 2-14 ga, 1-12 ga Leads Sable 1986-89



**#5740PT (#5740C)**  
Turn Signal Switch Harness  
Fits Switch #E7FZ-13341-A  
2-18 ga & 6-16 ga Leads Ford 1980-94



**#5754PT (#5754C)**  
Headlamp Switch  
6-18 ga & 2-12 ga Leads  
Ford Mustang 1987-93

## Sensor Pigtails - Nine Ten Eleven Lead

GM



**#5626PT (#5626C)**  
Ignition Repair Harness  
4-14 ga & 6-16 ga Leads GM 12125643  
GM CG & P Trucks 1967-93 Delco PT555



**#5627PT (#5627C)**  
Blower Motor, Door Lock, Power Window Etc.  
7-12 ga & 4-18 ga Leads GM 12101833  
GM 1988+ & Saturn 1995-02 Delco PT225

FORD




**#5311PT (#5311C)**  
Dash Headlamp Switch  
7-18 ga, 1-16 ga, 1-12 ga Leads  
Ford "F" Trucks 1987-93



**#5758PT (#5758C)**  
Repair Harness for Multi-Function Switches  
9-16 ga Leads Ford



**#5759PT (#5759C)**  
Repair Harness for Multi-Function Switches  
10-16 ga Leads Ford



**#5760PT (#5760C)**  
Repair Harness for Multi-Function Switches  
11-18 ga Leads Ford

All Items with QT, KT, GT or PT Suffix are Clam Shell Program Items.



# Trailer Connectors



**#1871 or #0710**    **#1872 or #0711**    **#1873 or #0712**    **#0718**  
 Prewired Molded PVC Trailer Connectors - Male & Female Tin Plated Contacts  
 12" 16 Gauge Wire Loop - Polarized & Color Coded

Description	Part #	Qty	Part #	Qty	Part #	Qty	Part #	Qty	Part #	Qty
2-Way	1871A	50	1871C	1	1871L	Card of 9	0710P	1	0710PT	1
3-Way	1872A	50	1872C	1	1872L	Card of 9	0711P	1	0711PT	1
4-Way	1873A	50	1873C	1	1873L	Card of 9	0712P	1	0712PT	1
5-Way	0718A	25	—	—	—	—	0718P	1	0718PT	1



**CARDED**  
 #1871, #1872 & #1873  
 Available on Cards  
 9 "C" packs per Card  
 To order add suffix "L"  




**#0714**    **#0713**  
**Female End**    **Male End**  
 Molded 4-Way Single End Only  
 6" 16 Gauge Wire Lead

Description	Part #	Part #	Qty
4-Way Male	0713P	0713PT	1
4-Way Female	0714P	0714PT	1



Molded 2-Way  
 12" 10 Ga Wire Lead  

Part #	Qty
1878A	50
1878C	1
1878PT	1
0719PT	1



**#0715**    **#0716**    **#0717**  
 Shrouded Moisture Proof  
 Male/Female Connector Sets  
 Polarized Plugs  
 12" 18 Gauge Color Coded Wire

Description	Part #	Part #	Qty
4-Way Flat	0715P	0715PT	1
5-Way Square	0716P	0716PT	1
6-Way Square	0717P	0717PT	1



**DUST CAPS**  
**#0703PT (#0703C)**  
 Male & Female Caps  
 For 4-Way Flat  
 Trailer Connectors  
 Caps Attach To Connector




**4-POLE CONNECTOR**  
**#0720PT (#0720P)**  
 Round 4-Pole  
 Trailer Connector  
 Polarized Plug

## 4-POLE CONNECTORS



**#0705PT (#0705P)**  
**Female Socket**  
 Heavy Duty Die Cast Metal Connectors  
 Polarized - Dust & Water Resistant  
 12-24 Volts 35 Amp

*Brass Contacts*



**#1875 or #0724**    **#1876 or #0723**  
**Female Socket**    **Male Plug**  
 Chrome Plated Metal Connectors  
 20 Amp Polarized

Socket		Plug		Socket & Plug	
Part #	Qty	Part #	Qty	Part #	Qty
1875A	50	1876A	50	1877C	1 ea
1875C	1	1876C	1	0723P	1 ea
0724P	1	0723P	1	0725P	1 ea
0724PT	1	0723PT	1	0725PT	1 ea

## 6-POLE CONNECTORS




**#0727PT (#0727P)**  
**Male Plug**  
 Chrome Plated Die Cast Metal Plug  
 Plastic Socket - Molded Unit With Boot  
 Metal Socket - Die Cast  
 Sockets Have Spring Loaded Cover - 35 Amp

*Brass Contacts*




**#0728PT (#0728P)**    **#0729PT (#0729P)**  
**Plastic Female Socket**    **Metal Female Socket**

## 7-POLE CONNECTORS



**#0707PT (#0707P)**    **#0706PT (#0706P)**  
**Female Socket**    **Male Plug**  
 Molded Plastic 7-Way RV Blade

*Brass Contacts*

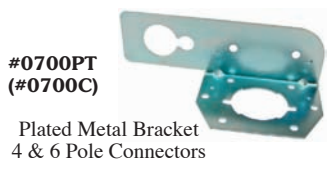


**#0721PT (#0721P)**    **#0722PT (#0722P)**  
**Female Socket**    **Male Plug**  
 7-Way RV Blade  
 Aluminum Housings - 40 Amp

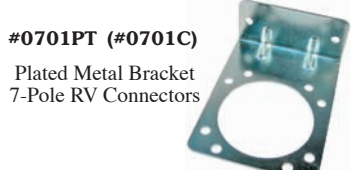


*Use With Boot #0730*  
**#0709PT (#0709P)**    **#0708PT (#0708P)**  
**Female Socket**    **Male Plug & Spring**  
 7-Way - 40 Amp - Die Cast Zinc Housings  
 Plug Has Cable Guard Spring - See Socket Boot Below  
 Socket Has Split Pin Design With Locking Cover

## Trailer Connector Brackets



**#0700PT (#0700C)**  
 Plated Metal Bracket  
 4 & 6 Pole Connectors



**#0701PT (#0701C)**  
 Plated Metal Bracket  
 7-Pole RV Connectors



**#0702PT (#0702C)**  
 Plated Metal Bracket  
 7-Pole Connectors




**#0730PT (#0730P)**  
**7-WAY BOOT**  
 Molded Boot for #0709 Female Socket  
 Guard Against Dust & Moisture

All Items with QT, KT, GT or PT Suffix are Clam Shell Program Items.

## Trailer Connector Kits



**#0733PT (#0733P)**  
 4-Way 5' Wiring Kit  
 Molded Plastic Polarized Plugs  
 18 Gauge Color Coded Wire  
 Female 48" Lead Wire  
 Male 12" Lead Wire  
 Includes 3 Splice Connectors.



**#0735PT (#0735P)**  
 4-Way 24' Trailer Wiring Kit  
 Molded Plastic Polarized Plugs  
 18 Gauge Color Coded Wire  
 Female - 3 4' Leads & 1 18" Lead (ground)  
 Male - 3 20' Leads & 1 18" Lead (ground)  
 Includes 6 Splice Connectors

### 4-POLE CONNECTOR



**#0740PT (#0740P)**  
 4-Pole Male & Female Connectors  
 Chrome Plated Metal  
 Mounting Bracket & Hardware  
 4 4' 18 Gauge Color Coded Wires  
 3 Splice Connectors

### 6-POLE CONNECTOR



**#0742PT (#0742P)**  
 Replacement Kit  
 6-Pole Male & Female Connectors  
 Die Cast Chrome Plated Metal Plug  
 Molded Plastic Socket & Boot  
 Mounting Bracket & Hardware  
 6 4' 18 Gauge Color Coded Wires  
 5 Splice Connectors

## Trailer Converters

*12 Volt Converters Powered Directly from Battery  
 By Passes Sensitive Electronics - Gives Brighter Trailer Lights*



**#6531PT (#6531P)**  
 General Purpose Light Duty  
 Utility Converter  
 For Vehicles With Amber Turn Signals  
 2.1 Amp Capacity  
 5' Wire Length



**#6551PT (#6551P)**  
 Short-Proof Power Tail Light Converter  
 Vehicles with Independent Bulb Turn Signal & Brake Light  
 Connecting To Trailers With Common Bulb System  
 Protects Electronics From Wiring Shorts  
 Powers 8 Amps for 2 Sets of Stop/Turn Signal  
 Includes Converter with 5' 4-Way Flat Connector  
 20' 12 Gauge Battery Feed Wire



**#6552PT (#6552P)**  
 Power Tail Light Converter  
 Isolates Tow Vehicle From Trailer Malfunctions  
 For Vehicles With Independent Bulb Turn Signal  
 & Brake Light or Common Bulb Systems  
 Powers 5 Amps for 2 Sets of Stop/Turn Signal  
 Includes Converter with 5' 4-Way Flat Connector  
 20' 12 Gauge Battery Feed Wire

## Multi-Tow Trailer Connectors

*Multiple Towing Options From Single Connector*

*New or Retrofit Factory 7-Way on 1999-2020 Vehicles See Selection Guide For Current Vehicle Listings*

**Ford / Lincoln / Mercury / Nissan / Infiniti / Kia / Audi  
 Chevy / GMC / Olds / Cadillac / Hummer / Buick  
 Isuzu / Saab / Dodge / Chrysler / Jeep**

**#6780PT (#6780P)**  
 7-Way RV Blade & 4-Way Flat




**#6781PT (#6781P)**  
 6-Way Round & 4-Way Flat




**Chevy / GMC**  
**#6785PT (#6785P)**  
 7-Way RV Blade & 4-Way Flat  
 Twist Mount

*Exact OEM Replacement*



**Toyota**  
 7-Way RV Blade & 4-Way Flat

**#6783PT (#6783P)**  
 2003-06 Toyota Tundra w/Tow



**#6784PT (#6784P)**  
 2007-13 Toyota Tundra



**Chrysler / Dodge / Jeep  
 Mercedes / Mitsubishi**

**#6782PT (#6782P)**  
 7-Way RV Blade & 4-Way Flat





# Trailer Adapters

*Test By Function NOT Wire Color!*

**#6570PT (#6570P)**  
4-Way Round Male Plug  
With 4-Way Flat Female




**#6572PT (#6572P)**  
4-Way Flat Male Plug  
With 5-Way Flat Female  
Adapts Vehicles to Trailers With  
Surge Brakes or 5-Way Flat



**#6573PT (#6573P)**  
7-Way RV Blade Male Plug With  
Combination 6-Way Round Pin  
Female Socket & 4-Way Flat Female  
Center Pin Set for Electric Brake  
Can Be Switched to Auxiliary  
Adapts Vehicle 7-Way RV Blade to  
6-Way Round Pin or 4-Way Flat



**#6574PT (#6574P)**  
4-Way Flat & Hard Wire Connectors  
With Combination 7-Way RV  
Blade Socket & 4-Way Flat  
Includes Mounting Bracket  
Adapts Vehicle 4-Way Flat to  
7-Way RV Blade or 4-Way Flat



**#6585PT (#6585P)**  
7-Way RV Blade Female Socket  
With 6-Way Pin Male Plug  
Flexible Wire Gives More Turning Radius  
Adapts Vehicle 6-Way Round Pin  
to Trailer 7-Way RV Blade



**#6586PT (#6586P)**  
7-Way Pin Female Socket  
With 7-Way RV Blade Male Plug  
Flexible Wire Gives More Turning Radius  
Adapts Vehicle 7-Way RV Blade  
to Trailer 7-Way Round Pin



**#6588PT (#6588P)**  
Vehicles With Common Bulb Turn Signal &  
Brake Light Connecting To Trailer  
With Common Bulb System  
(5' 18 Gauge Wire)



**#6589PT (#6589P)**  
Vehicles With Independent Turn Signals  
& Brake Light Connecting To Trailer With  
Common Bulb System  
2.1 Amp Capacity  
Includes: Taillight Converter (5')  
4-Way Flat Connector (4')



**#6590PT (#6590P)**  
4-Way Flat Connector Extension  
With Exterior Vehicle Frame Ground  
(3' 18 Gauge Wire)



**#6591PT (#6591P)**  
6-Way Round Pin Type Male Plug  
With 4-Way Flat Female  
Adapts Vehicle 6-Way Round  
to Trailer 4-Way Flat



**#6592PT (#6592P)**  
4-Way Flat Male & Hard Wire  
Connectors With  
6-Way Pin Type Female Socket  
Adapts Vehicle 4-Way Flat  
to Trailer 6-Way Round  
(4' Long 4-Way Connector)



**#6593PT (#6593P)**  
4-Way Flat Male & Hard Wire  
Connectors With  
7-Way RV Blade Female Socket  
Adapts Vehicle 4-Way Flat  
to Trailer 7-Way RV Blade  
(4' Long 4-Way Connector)



**#6594PT (#6594P)**  
7-Way RV Blade Male Plug With  
6-Way Round Pin Female Socket  
Universal - Center Pin Can Be  
Switched To Auxiliary or Battery  
Adapts Vehicle 7-Way RV Blade  
to Trailer 6-Way Round




**#6595PT (#6595P)**  
4-Way Male Flat  
Replacement Connector  
(4' 18 Gauge Wire)



**#6596PT (#6596P)**  
4-Way Flat Extension  
Use Between Vehicle & #6593P  
or Between Trailer & #6590P  
(4' 18 Gauge Wire)



**#6597PT (#6597P)**  
7-Way RV Blade Male Plug  
With 4-Way Flat Female  
Adapts Vehicle 7-Way RV Blade  
to Trailer 4-Way Flat



**#6598PT (#6598P)**  
7-Way Pin Type Male Plug  
With 4-Way Flat Female  
Adapts Vehicle 7-Way Pin  
to Trailer 4-Way Flat



**#6599PT (#6599P)**  
7-Way RV Blade Male Plug  
With 5-Way Flat Female  
Designed for Marine Type Trailers  
Equipped With Surge Brakes  
Adapts Vehicle 7-Way RV Blade  
to Trailer 5-Way Flat





# Litemate® Electronic Brake Controls

Mount At Any Angle With Included Bracket  
Use Brake Control Adapters or Hardwire



**#6510PT**  
LED Power Light Display  
Protects Vehicle from Trailer  
Brake Shorts  
Includes Manual Override  
2 & 4 Brake Capacity

Orange LED Changes In Intensity as Power Setting is Increased

*Easy Install*



**#6511PT**  
Digital LED Light Display  
Trailer Brake Failure Notification  
& Short Circuit Protection  
Includes Manual Override  
2 - 4 - 6 Brake Capacity

Set Exact Percentage (5% to 99%) of Power Needed

## Breakaway Switch

*Be Prepared!!*



**NEW**


**#6549PT (#6549P)**

Breakaway Switch Activates Trailer Brakes If Trailer Separates From Tow Vehicle  
Cable Attaches to Vehicle & Housing Mounts to Trailer Frame  
When Pin Separates From Housing, Housing Acts as Brake Actuator to Engage Electric Brakes

Durable Nylon Case Protects Components From Environment  
Steel Mounting Bracket with 1/4" Mount Hole For Easy Installation  
48" Covered Steel Cable With Loop & Breakaway Pin  
Two 47" Wire Leads Connect Unit To Electric Brake Battery on Trailer

## Litemate® Electronic Brake Control Adapters

*Make Electronic Brake Control Installation Easy With Adapters!!*



- Locate Vehicle Connector (Under Dash)
- Plug in Correct Adapter
- Plug Adapter into Brake Control



**#6518PT**  
CHEV / GMC / CADILLAC  
Avalanche 2002-06  
Silverado (Classic 07) 1999-07  
Sierra (Classic 07) 1999-07  
Suburban 2000-06  
Tahoe 2000-06  
Yukon 2000-06  
Denali 1999-06  
Escalade 2000-06  
H2 Hummer 2003-07  
H2 SUT Hummer 2003-07



**#6525PT**  
CHEV / GMC / BUICK / SATURN  
Enclave 2008-20  
Traverse 2009-20  
Acadia 2007-20  
Outlook 2009-20



**#6527PT**  
CHEV / GMC ADAPTER  
Denali 2014-20  
Escalade /EXT/ESV 2014-20  
Silverado / Sierra 2014-20  
Suburban 2015-20  
Tahoe 2015-20  
Yukon / XL 2015-20



**#6516PT**  
FORD ADAPTER  
Bronco 1994-96  
F-150 Pickup 1994-08  
F-250/350 Pickup 1994-04  
F-53 2000-14  
Expedition 1997-12  
Excursion 2000-05  
Explorer 2000-19  
Flex 2006-11  
Mountaineer 2002-10  
Van (Full Size) 1994-08  
Windstar 1995-03  
LR3 2005-10  
LR4 2010-14  
Range Rover 2005-15  
Lincoln Aviator 2003-05  
Lincoln Mark LT 2007-08  
Lincoln MKT 2010-11  
Lincoln Navigator 1998-12



**#6523PT**  
FORD ADAPTER  
Expedition 2015-20  
F-150 Pickup 2009-20  
F-250/350/450 2017-20  
Flex 2012-11  
Lincoln Navigator 2015-20  
Lincoln MKT 2012-19



**#6521PT**  
NISSAN ADAPTER  
Armada 2004-20  
Titan 2004-19  
Frontier 2004-19  
Pathfinder 2004-20  
Xterra 2004-13  
QX-56 2004-16  
QX-60 2014-19  
QX-80 2014-20  
NV Van 2012-20



**#6524PT**  
FORD ADAPTER  
F-250/350 Pickup 2005-16  
F-450/550 Pickup 2008-16  
E-350/450 RV 2009-11  
Econoline Van 2009-15  
Expedition 2013-14  
Lincoln Navigator 2013-14  
Transit 2015-20



**#6519PT**  
FORD ADAPTER  
F-250/350 Pickup 2005-07  
F-450/550 Pickup 2005-07



**#6517PT**  
DODGE ADAPTER  
(with tow package)  
Ram Pickup 1995-09  
Dakota 1997-11  
Durango 1998-09  
Aspen 2007-09



**#6522PT**  
DODGE ADAPTER  
Ram Pickup 2010-12



**#6526PT**  
DODGE ADAPTER  
Ram Pickup 2013-14



**#6528PT**  
DODGE ADAPTER  
Ram Pickup 2015-20

**NEW**

All Items with QT, KT, GT or PT Suffix are Clam Shell Program Items.

# Litemate® Connectors

EASY INSTALLATION USING

- > Factory Connector
- > Litemate Vehicle Connector
- > Litemate Trailer Connector



Complete  
Vehicle-to-Trailer  
Wiring Assembly

Use Dielectric Grease  
to Prevent Corrosion  
Page 32

Multi-Tow's Page 55 Adapters Page 56

Connectors based on vehicle Make, Model & Year. See current online Selection Guide, for update information.

## FORD

- #6862PT (#6862P)**  
2002-04 F-250 Heavy Duty & F-350
- #6863PT (#6863P)**  
2002-05 Explorer / Mercury Mountaineer  
2003-05 Lincoln Aviator
- #6864PT (#6864P)**  
1996-99 Taurus & Mercury Sable
- #6865PT (#6865P)**  
1992-96 Full Size Bronco
- #6866PT (#6866P)**  
1992-97 Crown Victoria & Grand Marquis  
1994-04 Mustang  
1998-04 Lincoln Town Car
- #6867PT (#6867P)**  
1992-95 Taurus (Sedan Only)
- #6868PT (#6868P)**  
1995-00 Explorer & Mountaineer w/out Tow  
1992-94 Econoline Van  
2001-04 Escape & Tribute
- #6869PT (#6869P)**  
1995-98 Windstar
- #6870PT (#6870P)**  
1987-96 F-150, F-250 LD, F-350  
1987-97 F-250 HD & F-350
- #6871PT (#6871P)**  
1986-92 Ranger Pickup
- #6872PT (#6872P)**  
1979 & Earlier Pickup All Sizes
- #6873PT (#6873P)**  
1980-86 Pickup & Bronco Full Size
- #6874PT (#6874P)**  
1987-88 Bronco Full Size
- #6875PT (#6875P)**  
1989-91 Bronco Full Size (Except Bronco II)
- #6876PT (#6876P)**  
1987-91 Bronco II
- #6878PT (#6878P)**  
1991-94 Explorer & Mazda Navajo
- #6879PT (#6879P)**  
1993-99 Ranger  
1994-09 Mazda B Series Pickup
- #6880PT (#6880P)**  
1996-97 Explorer & Mercury Mountaineer
- #6881PT (#6881P)**  
1995-01 Explorer w/Tow Package  
1996-01 Mercury Mountaineer w/Tow Pkg  
1998-99 Ranger & Mazda w/Tow Package
- #6882PT (#6882P)**  
1997 Pickups F-150, F-250 Light Duty  
1997-03 Expedition  
1997-99 Lincoln Navigator
- #6883PT (#6883P)**  
1998-04 Lincoln Aviator  
1997-99 Mercury Tracer  
1997 Aerostar  
1995-03 Full Size Econoline Vans  
1997-01 Escort Sedan  
2000-03 Excursion & Focus Wagon  
1997-03 Expedition  
2001-03 Explorer  
2000-11 Ranger w/o STX  
1998-03 ZX2
- #6884PT (#6884P)**  
1997-04 F-150  
1997-01 F-250 Light Duty
- #6885PT (#6885P)**  
1999-01 F-250 Heavy Duty & F-350
- #6887PT (#6887P)**  
2004 F-150 New Body Style
- #6888PT (#6888P)**  
2009-18 Ford Flex
- #6889PT (#6889P)**  
2006-10 Explorer & Mercury Mountaineer  
2006 Lincoln Aviator
- #6890PT (#6890P)**  
2009-13 Econoline
- #6891PT (#6891P)**  
2009-16 F-250 & F-350

## TOYOTA/HONDA/ISUZU/NISSAN/SUBARU

- #6734PT (#6734P)**  
2008-15 Subaru Impreza  
2009-17 Subaru Forester  
2010-15 Subaru Outback Wagon
- #6736PT (#6736P)**  
2005-19 Nissan Frontier  
2009-13 Suzuki Equator
- #6737PT (#6737P)**  
2001-05 Toyota Rav4
- #6738PT (#6738P)**  
2006-14 Honda Ridgeline
- #6740PT (#6740P)**  
2008-18 Toyota Highlander
- #6741PT (#6741P)**  
2008-18 Toyota Highlander
- #6742PT (#6742P)**  
2001-02 Toyota Tundra
- #6743PT (#6743P)**  
1998-04 Passport / Rodeo / Axiom  
1996-03 Isuzu Rodeo Sport  
1998-01 Isuzu Amigo
- #6744PT (#6744P)**  
1984-95 Toyota Pickup  
1995-04 Toyota Tacoma
- #6745PT (#6745P)**  
1999-00 Toyota Tundra
- #6746PT (#6746P)**  
1998-04 Nissan Frontier Pickup
- #6747PT (#6747P)**  
1996-00 Toyota RAV4
- #6748PT (#6748P)**  
1996-02 Toyota 4-Runner
- #6749PT (#6749P)**  
1991-99 Toyota Land Cruiser  
1996-98 Lexus LX 450
- #6750PT (#6750P)**  
1996-08 Subaru Outback  
1998-08 Subaru Forester  
2002-07 Subaru Impreza  
2006-16 Subaru B9 Tribeca  
2003-08 Subaru Legacy
- #6752PT (#6752P)**  
2005-12 Nissan Pathfinder w/Tow  
2005-19 Nissan Frontier  
2005-15 Nissan Xterra w/Tow  
2009-13 Suzuki Equator
- #6753PT (#6753P)**  
1996-04 Nissan Pathfinder  
1996-03 Infiniti QX4  
1997-01 Nissan Altima
- #6754PT (#6754P)**  
1996-00 Acura SLX  
2007-12 Honda Element  
1992-02 Isuzu Trooper
- #6755PT (#6755P)**  
1986-97 Nissan Pickup
- #6756PT (#6756P)**  
1994-01 Acura Integra  
1997-03 Acura CL  
1996-03 Acura RL/TL  
2001-06 Acura MDX  
1997-06 Honda CRV  
1993-97 Honda Del Sol  
2003-06 Honda Element  
1995-04 Honda Odyssey  
2003-08 Honda Pilot  
2001-02 Honda Prelude  
1994-02 Honda Accord  
1994-97 Honda Accord Wagon  
2003 Isuzu Ascender  
1996-99 Isuzu Oasis
- #6757PT (#6757P)**  
1992-97 Isuzu Rodeo  
1994-97 Honda Passport
- #6759PT (#6759P)**  
1993-98 Toyota T-100 Pickup  
2005-18 Tacoma

## CHEVY & GMC

- #6760PT (#6760P)**  
1984 & Earlier Full Size  
Pickup/Blazer/Jimmy/Suburban
- #6761PT (#6761P)**  
1985-87 Full Size Pickup  
1985-91 Full Size Blazer/Jimmy/Suburban  
1985-97 S-10 & S-15 Pickup/Sonoma  
1996-97 Isuzu Hombre  
1991-92 Isuzu Cyclone
- #6762PT (#6762P)**  
1988-00 Full Size Pickup (Old Body)  
1992-99 Full Size Suburban  
1992-94 Full Size Blazer & Jimmy  
1995-99 Full Size Tahoe  
1992-00 Yukon  
1999-00 Denali  
1999-00 Cadillac Escalade
- #6763PT (#6763P)**  
1984-91 S-10 Blazer/S-15 Jimmy (2 DR)
- #6764PT (#6764P)**  
1995-05 Blazer / Astro / Safari  
1999-01 Envoy  
1995-02 Full Size Jimmy  
1996-01 Olds Bravada
- #6765PT (#6765P)**  
1992-94 S-10 Blazer/S-15 Jimmy (2 DR)
- #6766PT (#6766P)**  
1987-96 Full Size Vans / Vandura  
(Except Express & Savana)
- #6767PT (#6767P)**  
1998-04 S-10/ S-15/Sonoma Pickup  
1998-01 Isuzu Hombre
- #6768PT (#6768P)**  
1996-99 Express & Savana Full Size
- #6769PT (#6769P)**  
1999-02 Silverado & Sierra with Tow
- #6771PT (#6771P)**  
2000-02 Express & Savana Van
- #6772PT (#6772P)**  
2004-12 Colorado  
2004-12 Canyon  
2007-08 Isuzu I-290 & I-370  
2006 Isuzu I-280 & I-350
- #6773PT (#6773P)**  
2003-20 Express & Savana Van
- #6774PT (#6774P)**  
2010-18 Equinox / Terrain

## JEEP


- #6946PT (#6946P)**  
1994-98 Grand Cherokee
- #6947PT (#6947P)**  
1995-98 Grand Cherokee w/Tow
- #6949PT (#6949P)**  
1982 & Earlier Cherokee Wagon
- #6950PT (#6950P)**  
1997-01 Cherokee Wagon
- #6951PT (#6951P)**  
1991-97 Wrangler / Renegade / YJ
- #6952PT (#6952P)**  
1998-04 Wrangler / Renegade / YJ
- #6953PT (#6953P)**  
1999-04 Grand Cherokee
- #6954PT (#6954P)**  
2005-06 Wrangler
- #6955PT (#6955P)**  
2007-13 Grand Cherokee
- #6956PT (#6956P)**  
2007-17 Wrangler

## DODGE/CHRYSLER/ PLYMOUTH

- #6981PT (#6981P)**  
1993-98 Full Size Van
- #6982PT (#6982P)**  
1995-01 Full Size Pickup  
1995-03 Dakota Pickup  
2002 Ram Pickup 2500/3500
- #6983PT (#6983P)**  
1996-00 Caravan/Voyager/Town & Country  
1998-03 Dodge Durango
- #6984PT (#6984P)**  
2001-03 Caravan/Voyager/Town & Country
- #6985PT (#6985P)**  
2002-06 1500 Ram Pickup  
2003-06 2500/3500 Ram Pickup
- #6986PT (#6986P)**  
1987-94 Full Size Ram Pickup  
1987-94 Dodge Dakota  
1995-02 Ram Cab & Chassis only  
1988-93 Ram Charger / Trailduster
- #6987PT (#6987P)**  
1991-95 Caravan/Voyager/Town & Country  
2004-11 Dakota Pickup  
2007-09 Dodge 1500/2500/3500  
2006-09 Mitsubishi Raider
- #6988PT (#6988P)**  
2004-07 Caravan / Town & Country
- #6989PT (#6989P)**  
2007-09 Chrysler Aspen  
2004-09 Dodge Durango

## CHEVY/FORD/LINCOLN/MAZDA/MERCURY

- #6892PT (#6892P)**  
2012-16 Camaro 2011 Ranger Pickup  
2005-12 Corvette 2004-15 Econoline Van  
2007-10 Edge 2003-15 Navigator  
2008-12 Escape 2008-11 Tribute  
2004-11 Focus 2005-11 Mariner  
2007-10 MKX





# Index By Part Number

Part #	Page #	Part #	Page #	Part #	Page #	Part #	Page #	Part #	Page #	Part #	Page #	Part #	Page #
						1589	16/45	1864	14	2285	10	2810 thru	
						1590	28	1865	14	2286	10	2839	9
0001A	2	0006-W	20	0819	25	0944	29	1867	15	2287	10	2903	12
0001-E	4	0007-SQ1	1	0820 thru		0948	27	1868	15	2295	8	2904	12
0001-G	2	0007-SQ9	1	0834	25	0950	27	1869	11	2300	10	2905	12
0001A	2	0007-WPT	20	0835	22	0951	28	1871	54	2303	12	2906	12
0001-E	4	0008A	2	0836	22	0952	28	1872	54	2304	12	2908	12
0001-G	2	0010A	2	0837	22	0953	29	1873	54	2305	12	2909	12
0001-H	4	0011A	2	0840	22	0954	29	1875	54	2306	12	2923	13
0001-L	4	0012A	2	0841	22	0955	29	1876	54	2308	12	2924	13
0001-N	2	0013A	2	0843	25	0956	29	1877	54	2309	12	2925	13
0001-O	2	0014A	2	0844	25	0957	29	1600	10	1878	54	2320	15
0001-R	4	0015A	2	0845	25	0959	27	1700	10	1880	16	2321	15
0001-S	4	0016A	2	0846	24	0960	27	1701	10	1881	16	2323	13
0001-T	3	0017A	2	0847	24	0961	27	1703	12	1882	16	2324	13
0002-C	4	0018A	2	0849	24	0963	27	1704	12	1883	16	2325	13
0002-DF	4	0021A	2	0850	23	0965	27	1705	12	1884	16	2333	13
0002-DLK	3	0022A	2	0851	23	0967	27	1706	12	1885	16	2334	13
0002-HC	4	0040PT	3	0852	25	0969	27	1708	12	1886	16	2335	13
0002-HS	7	0042PT	3	0853	25	0972	27	1709	12	1887	16	2343	13
0002-SS	7	0045PT	3	0854	25	0974	30	1720	15	1888	16	2344	13
0002-T	3	0050PT	3	0855	23	0975	30	1721	15	1900	10	2345	13
0002-U	3	0099	32	0856	23	0976	30	1723	13	1901	10	2355	14
0002-V	4	0100T	18	0858	23	0977	30	1724	13	1903	12	2356	14
0002-W	4	0300T	18	0859	23	0978	30	1725	13	1904	12	2400	10
0003A	2	0330T	18	0860	23	1006	30	1733	13	1905	12	2403	12
0003-D	5	0350T	18	0861	23	1007	30	1734	13	1906	12	2404	12
0003-DB	5	0355T	18	0862	23	1010 thru	30	1735	13	1908	12	2405	12
0003-DP	5	0380T	18	0863	23	1018	30	1743	13	1909	12	2406	12
0003-DT	5	0385T	18	0864	23	1020 thru		1744	13	1913	12	2408	12
0003-FH	5	0390T	18	0866	24	1063	31	1745	13	1920	15	2409	12
0003-FT	5	0620	24	0867	24	1100	10	1749	14	1921	15	2420	15
0003-G	2	0621	24	0868	24	1168	15	1750	14	1923	13	2421	15
0003-HL	5	0622	24	0869	25	1200	10	1751	14	1924	13	2423	13
0003-HS	7	0623	24	0870	25	1257	16	1752	14	1925	13	2424	13
0003-L	3	0624	24	0871	25	1260	15	1755	14	1933	13	2425	13
0003-N	2	0625	24	0872	25	1266	11	1756	14	1934	13	2433	13
0003-O	2	0627	24	0873	25	1268	15	1757	14	1935	13	2434	13
0003-OG1	6	0630PT	19	0874	25	1269	15	1764	14	1943	13	2435	13
0003-OG2	6	0640T	19	0875	25	1300	10	1765	14	1944	13	2443	13
0003-OG3	6	0650T	18	0876	25	1366	11	1767	15	1945	13	2444	13
0003-OG4	6	0660T	19	0877	25	1369	15	1769	11	1955	14	2445	13
0003-R	3	0663T	19/41	0878	25	1400	10	1786	16	1956	14	2451	14
0003-RC	4	0665T	19	0879	25	1500	10	1800	10	1959	15	2452	14
0003-SR	7	0666T	19/41	0880	25	1543	11	1801	10	1964	14	2453	14
0003-SRB	7	0667T	19/41	0881	25	1544	11	1803	12	1965	14	2455	14
0003-SS	7	0668T	19/41	0883	25	1545	11	1804	12	1967	15	2456	14
0003-SW	7	0675T	18	0884	25	1546	11	1805	12	1969	11	2458	15
0003-T	3	0681T	24	0888	25	1556	11	1806	12	1986	16	2459	15
0003-V	4	0682T	24	0889	24	1558	11	1808	12	2000	10	2465	16
0003-W	3	0685T	19	0890	24	1560	11	1809	12	2001	10	2471	15
0003-WS	3	0688T	18	0891	24	1561	11	1820	15	2100	10	2475	15
0003-X	3	0690T	19	0892	25	1562	11	1821	15	2101	10	2500	10
0003-Z	3	0691T	19	0893	25	1564	11	1823	13	2200	10	2503	12
0004-DB	5	0692PT	19	0894	25	1565	11	1824	13	2201	10	2504	12
0004-G	2	0695T	19/36	0895	25	1567	11	1825	13	2210 thru		2505	12
0004-HS	7	0700 thru		0897	23	1568	11	1833	13	2245	9	2506	12
0004-L	3	0730	54	0898	23	1569	11	1834	13	2246	8	2508	12
0004-N	2	0733	55	0899	25	1570	22	1835	13	2248	8	2509	12
0004-O	2	0735	55	0900	27	1571	22	1843	13	2250	8	2513	12
0004-OG4	6	0740	55	0901	27	1572	22	1844	13	2251	8	2520	15
0004-SS	7	0742	55	0905	27	1573	22	1845	13	2252	8	2521	15
0004-T	3	0807	24	0906	27	1575	22	1849	14	2254	8	2523	13
0004-TN	3	0809	24	0908	28	1579	16/50	1850	14	2260	8	2524	13
0005-DB	5	0810	24	0909	28	1580	11	1851	14	2261	8	2525	13
0005-T	3	0811	24	0910	28	1581	45	1852	14	2262	8	2533	13
0005-WP	6	0812	24	0911	28	1582	45	1853	14	2264	8	2534	13
0005-ZR	32	0813	24	0915	28	1583	46	1855	14	2265	8	2535	13
0006A	2	0814	24	0920	29	1584	22	1856	14	2270	8	2543	13
0006-CV1	35	0815	25	0921	29	1585	22	1858	15	2271	8	2544	13
0006-J-10	20	0816	25	0922	28	1586	16	1859	15	2272	8	2545	13
0006-L	20	0817	25	0923	29	1587	22	1860	16	2274	8	2555	14
0006-S-28	20	0818	25	0943	29	1588	22	1862	16/45	2275	8	2556	14
								1863	16/45	2280	10	2775	15

All Items with QT, KT, GT or PT Suffix are Clam Shell Program Items.

# Index By Part Number

Part #	Page #	Part #	Page #	Part #	Page #	Part #	Page #	Part #	Page #	Part #	Page #	Part #	Page #		
5311	53	5456	47	5537	40	5615	49	5723	50	6110 thru		7064 thru		81101 thru	
5312	51	5457	46	5538	40	5616	49	5724	50	6127	35	7070	37	81107	20
5313	51	5458	46	5539	40	5617	50	5725	52	6210 thru		7071	36	81121 thru	
5314	50	5459	48	5540	40	5618	49	5726	52	6280	4	7072	37	81127	20
5315	50	5460	48	5541	40	5620	49	5727	52	6315	4	7073	36	81141 thru	
5325	50	5461	48	5542	40	5621	49	5730	53	6310	4	7074 thru		81149	20
5327	48	5462	48	5543	40	5622	50	5731	52	6312	4	7079	37	81161 thru	
5328	48	5463	47	5544	40	5624	49	5732	51	6325	4	7080	36	81169	20
5329	48	5464	47	5545	40	5625	49	5733	50	6331	4	7081	36	81181 thru	
5330	48	5465	47	5546	40	5626	53	5734	52	6335	4	7082	36	81187	20
5331	48	5466	47	5547	40	5627	53	5735	52	6348 thru		7083	36	81201 thru	
5340	48	5467	47	5548	40	5628	51	5736	50	6385	23	7084	36	81207	20
5341	48	5468	47	5549	40	5629	50	5737	52	6510 thru		7085 thru		81221 thru	
5342	48	5469	47	5550	27	5630	48	5738	53	6528	57	7094	37	81227	20
5343	48	5470	47	5551	27	5631	49	5739	52	6531	55	7095	36	82101	20
5344	48	5471	47	5552	27	5632	49	5740	53	6549	57	7096 thru		82103	20
5401	46	5472	47	5553	27	5633	49	5742	51	6551	55	7100	37	82121 thru	
5402	46	5473	47	5554	27	5634	49	5744	50	6552	55	7101	37	82127	20
5403	46	5474	47	5555	27	5635	51	5745	52	6570	56	7102	37	82141 thru	
5404	46	5475	47	5556	27	5636	49	5746	52	6572	56	7103	37	82147	20
5405	46	5476	47	5557	27	5637	49	5747	49	6573	56	7104	37	82161 thru	
5406	46	5477	47	5558	40	5638	48/49	5748	53	6574	56	7105	37	82167	20
5407	48/50	5478	47	5560	40	5639	50	5749	52	6585	56	7106	37	82181 thru	
5408	48	5479	47	5561	40	5640	49	5750	52	6586	56	7107	37	82187	20
5409	49	5480	47	5562	40	5642	49	5751	52	6588	56	7108	37	83101 thru	
5410	48	5481	47	5563	40	5643	50	5752	51	6589	56	7109	37	83107	20
5411	46	5482	47	5564	39	5644	49	5753	50	6590	56	7111	37	83121 thru	
5412	46	5483	47	5565	39	5645	51	5754	53	6591	56	7112	37	83127	20
5413	46	5484	47	5566	39	5647	51	5755	50	6592	56	7113	36	83141 thru	
5414	48	5485	47	5567	39	5648	53	5756	51	6593	56	7114	36	3147	20
5415	48	5486	47	5568	40	5649	52	5757	52	6594	56	7115 thru		83161 thru	
5416	48	5487	46	5569	40	5650	49	5758	53	6595	56	7150	34	83167	20
5417	48	5493	46	5570	40	5651	49	5759	53	6596	56	7220 thru		8122	27
5418	48	5494	47	5571	40	5652	49	5760	53	6597	56	7223	36	8123	27
5419	48	5495	46	5572	40	5653	23/52	5761	53	6598	56	7300	34	8124	27
5420	48	5496	46	5573	40	5654	49	5762	51	6599	56	7314	34	8125	27
5421	46	5501	38	5574	22/38	5655	49	5763	53	6734 thru		7315	34	8126	27
5422	46	5502	38	5575	22/38	5656	49	5764	53	6774	58	7316	34	8127	26
5423	46	5503	38	5576	40	5657	51	5765	52	6780 thru		7317	34	8128	26
5424	46	5504	38	5577	40	5658	53	5766	52	6785	55	7318	34	8129	26
5425	46	5505	38	5578	40	5659	52	5767	51	6862 thru		7319	34	8130 thru	
5426	46	5506	38	5579	38	5660	51	5768	52	6891	58	7320	34	8159	21
5427	46	5507	38	5580	39	5662	51	5769	43	6946 thru		7321	34	8165G	22
5428	46	5508	38	5581	39	5663	49	5770	43	6989	58	7322	34	8165H	22
5429	46	5509	38	5582	39	5664	49	5771	43	7005	26	7323	34	8167B	22
5430	48	5510	40	5583	39	5665	49	5772	43	7010	26	7324	34	8168R	22
5431	48	5511	40	5584	39	5666	53	5773	43	7011	26	7325	34	8169	22
5432	48	5512	38	5585	39	5667	23/52	5774	43	7015	37	7327	34	8170	22
5433	48	5513	40	5586	39	5668	53	5775	43	7016	37	7514 thru		8171	22
5434	48	5514	38	5587	39	5669	49	5776	43	7017	37	7531	34	8172	22
5435	50	5515	39	5588	40	5671	49	5777	43	7018	37	8080	21	8174	22
5436	48	5516	39	5589	40	5670	50	5778	43	7020	33	8081	21	8211 thru	
5437	48	5517	39	5590	23	5701	50	5779	43	7021	33	8082	21	8218	35
5438	48	5518	39	5591	23	5702	51	5780	52	7022	33	8083	21	8219 thru	
5439	49	5519	39	5592	23	5703	53	5781	51	7023	33	8084	21	8267	32
5440	46	5520	38	5593	23	5704	53	5782	53	7024	33	8085	21	8396	16
5441	46	5521	38	5594	40	5705	51	5783	45	7029	33	8086	21	8397	16
5442	46	5522	38	5595	40	5706	50	5784	44	7030	33	8087	21	8398	16
5443	46	5523	39	5596	49	5707	50	5785	45	7031	33	8090	21	8399	16
5444	46	5524	39	5597	49	5708	53	5786	45	7032	33	8091	21	9680 thru	
5445	46	5525	39	5598	50	5709	50	5787	42	7033	33	8092	21	9693	4
5446	46	5526	39	5599	40	5710	53	5788	42	7034	33	8093	21	9697	4
5447	46	5527	38	5600	49	5711	51	5789	42	7036	33	8094	21	9698	4
5448	46	5528	38	5601	49	5712	51	5790	42	7040 thru		8096	21	9776	4
5449	46	5529	38	5602	51	5713	50	5791	42	7047	26	8097	21	10005 thru	
5450	47	5530	39	5603	50	5714	50	5792	42	7050	26	8098	21	10225	33
5451	47	5531	39	5604	49	5715	50	5793	42	7052	26	8099	21		
5452	47	5532	39	5605	49	5716	51	5794	42	7054	26	8100	21		
5453	47	5533	39	5606	50	5717	50	5795	42	7055	26	8101	21		
5454	47	5534	39	5607	49	5718	51	5796	42	7056	26	8102	21		
5455	47	5535	39	5608	49	5719	52	5797	42	7057	26	8104	21		
		5536	40	5609	50	5720	52	5798	42	7059	26	8106	21		
				5610	49	5721	50	5799	41	7060 thru		81081	20		
				5611	49	5722	50	6010 thru		7062	34	81083	20		
				5612	51			6019	43						



# NEW For 2021 Catalog!

We Expanded Our Selection  
But Still Kept Our 24-48 Hour Turn-Around Time



**Fuse Assortment**  
ATC/ATO, ATM, Micro2,  
Low Profile Fuses  
& Fuse Pullers!  
#0974PT (Page 30)



**MICRO3 Fuses**  
5 - 7.5 - 10 - 15 Amps  
(Page 31)



**Add-Two-Circuits**  
2 New Fused Circuits from Original Fuse  
ATM #0943 ATC/ATO #0944  
(Page 29)



**Deutsch Connectors & Pigtailed**  
Expanded DTM & DTP Connectors  
(Page 42)  
Deutsch Pigtailed  
(Page 43)



**GM Metri-Pack 150 Series**  
Housings & Terminals  
(Page 45)



**Primary Wire Spool Display**  
28 Spools of Wire  
8 Ga to 18 Ga  
Metal Rack Display  
Heavy Duty & Mountable  
#0006-S-28 (Page 20)



**New Kits**  
Deutsch, Weatherpack &  
Heat Shrink Terminals  
(Pages 5, 6, 7)



**Pocket Tester**  
5" Long 6-12-24 Volt Tester  
Easy to Use in Tight Low Light Spots  
#0691PT (Page 19)



**Replacement Terminal**  
For  
Universal Sealed Beam Connector  
#1579 (Page 16 & 50)



**New Brake Control Adapter**  
Dodge Ram 2015-20  
#6528PT (Page 57)



**Fir Tree Tie**  
Most Popular Size  
7" Black Tie  
#7113PT (Page 36)



**A New/Old GM Socket**  
License/Utility Single Contact  
Bulb Socket  
#5493 (Page 46)



**Convolved Tubing**  
1/8" Diameter Black  
#5139 (Page 35)



**Breakaway Switch**  
Activates Trailer Brakes If  
Trailer Becomes Disconnected  
#6549 (Page 57)

**BRAKE CONTROL ADAPTER APPLICATION GUIDE 2-1-2020**  
**BRAKE CONTROL ADAPTERS FOR BRAKE CONTROL UNITS #6510PT OR #6511PT**

PART #	MAKE	MODEL	YEAR
6525PT	BUICK	Enclave	2008-20
6518PT	CADILLAC	Escalade	2000-06
6527PT	CADILLAC	Escalade / EXT / ESV	2014-20
6518PT	CHEVROLET	Avalanche	2002-06
6518PT	CHEVROLET	Silverado	1999-06
6527PT	CHEVROLET	Silverado 1500	2015-20
6527PT	CHEVROLET	Silverado 1500 LD (trim lvl)	2019
6527PT	CHEVROLET	Silverado 2500/3500	2015-20
6518PT	CHEVROLET	Silverado classic	2007
6518PT	CHEVROLET	Suburban	2000-06
6527PT	CHEVROLET	Suburban 1500, 3500 HD	2015-20
6518PT	CHEVROLET	Tahoe	2000-06
6527PT	CHEVROLET	Tahoe	2015-20
6525PT	CHEVROLET	Traverse	2009-20
6517PT	CHRYSLER	Aspen	2007-09
6517PT	DODGE	Dakota	1997-11
6517PT	DODGE	Durango	1998-09
6522PT	DODGE	Ram 1500	2009-12
6526PT	DODGE	Ram 1500	2013-14
6522PT	DODGE	Ram 2500	2010-12
6526PT	DODGE	Ram 2500	2013-14
6522PT	DODGE	Ram 3500	2010-12
6526PT	DODGE	Ram 3500	2013-14
6517PT	DODGE	Ram Pickup	1995-09
6516PT	FORD	Bronco	1994-96
6524PT	FORD	E-350 RV, E-450 RV	2009-11
6516PT	FORD	Econoline Van	1994-08
6524PT	FORD	Econoline Van	2009-15
6516PT	FORD	Excursion	2000-05
6516PT	FORD	Expedition	1997-12
6523PT	FORD	Expedition	2015-20
6524PT	FORD	Expedition	2013-14
6516PT	FORD	Explorer	2000-19
6516PT	FORD	F-150	1994-08
6523PT	FORD	F-150	2009-20
6523PT	FORD	F-250, F-350	2017-20
6516PT	FORD	F-250, F-350	1994-04
6524PT	FORD	F-250, F-350	2005-16
6523PT	FORD	F-450, F-550	2017-20
6519PT	FORD	F-450, F-550	2005-07
6524PT	FORD	F-450, F-550	2008-16
6516PT	FORD	F-53 Motor Home Chasis	2000-14
6516PT	FORD	Flex	2006-11
6523PT	FORD	Flex	2012-19
6524PT	FORD	Transit 150 - 250 - 350	2015-20
6516PT	FORD	Windstar	1995-03
6525PT	GMC	Acadia	2007-20
6525PT	GMC	Acadia Limited	2017
6527PT	GMC	Denali	2014-20
6518PT	GMC	Denali	1999-06
6518PT	GMC	Sierra	1999-06
6527PT	GMC	Sierra 1500 Limited	2019
6527PT	GMC	Sierra 1500, 2500, 3500	2014-20
6518PT	GMC	Sierra classic	2007
6518PT	GMC	Yukon	2000-06
6527PT	GMC	Yukon/ Yukon XL	2015-20
6518PT	HUMMER	H2	2003-07
6518PT	HUMMER	H2 SUT	2003-07
6521PT	INFINITI	QX56	2004-15
6521PT	INFINITI	QX60, QX80	2014-20
6516PT	LAND ROVER	LR3	2005-10
6516PT	LAND ROVER	LR4	2010-14
6516PT	LAND ROVER	Range Rover	2005-15
6516PT	LINCOLN	Aviator	2003-05
6516PT	LINCOLN	Mark LT	2007-08
6516PT	LINCOLN	MKT	2010-11
6523PT	LINCOLN	MKT	2012-19
6523PT	LINCOLN	Navigator	2015-20
6516PT	LINCOLN	Navigator	1998-12
6524PT	LINCOLN	Navigator	2013-14
6516PT	MERCURY	Mountaineer	2002-10
6521PT	NISSAN	Armada	2004-20
6521PT	NISSAN	Frontier Pickup	2004-19
6521PT	NISSAN	NV Van	2012-20
6521PT	NISSAN	Pathfinder	2004-20
6521PT	NISSAN	Titan	2004-19
6521PT	NISSAN	Xterra	2004-19
6528PT	RAM	1500	2015-20
6528PT	RAM	2500	2015-20
6528PT	RAM	3500	2015-20
6525PT	SATURN	Outlook	2007-10

## MULTI-TOW TRAILER CONNECTORS APPLICATION GUIDE 2-1-2020

EXACT NEW OR RETRO FIT FACTORY 7-WAY AND 6-WAY TRAILER CONNECTORS

COMPLETE APPLICATION GUIDE FOR FOLLOWING SIX MULTI-TOW CONNECTORS

P - Denotes Old Style Packaging PT - Denotes New Style Packaging

PART #	DESCRIPTION
6780P / 6780PT	Multi-Tow 7-Way RV Blade & 4-Way Flat Connector Gives Multiple Towing Options From One Connector
6781P / 6781PT	Multi/Tow 6-Way Round Pin & 4-Way Flat Connector Gives Multiple Towing Options From One Connector
6782P / 6782PT	Multi-Tow 7-Way RV Blade & 4-Way Flat Connector Gives Multiple Towing Options From One Connector
6783P / 6783PT	Multi-Tow 7-Way RV Blade & 4-Way Flat Connector Gives Multiple Towing Options From One Connector
6784P / 6784PT	Multi-Tow 7-Way RV Blade & 4-Way Flat Connector Gives Multiple Towing Options From One Connector
6785P / 6785PT	Twist Multi-Tow 7-Way RV Blade & 4-Way Flat Connector With Quick Twist-Mount Installation

PART #	PART #	MAKE	MODEL	YEAR
6781P / 6780P	6781PT / 6780PT	AUDI	Q3	2009-15
6781P / 6780P	6781PT / 6780PT	AUDI	Q5	2009-14
6781P / 6780P	6781PT / 6780PT	AUDI	Q7	2007-17
6781P / 6780P	6781PT / 6780PT	BUICK	Enclave	2008-12
6781P / 6780P / 6785P	6781PT / 6780PT / 6785PT	BUICK	Enclave	2013-20
6781P / 6780P / 6785P	6781PT / 6780PT / 6785PT	BUICK	Rainier	2004-07
6781P / 6780P	6781PT / 6780PT / 6785PT	CADILLAC	Escalade	2002-06
6781P / 6780P / 6785P	6781PT / 6780PT / 6785PT	CADILLAC	Escalade / EXT / ESV	2007-20
6781P / 6780P / 6785P	6781PT / 6780PT / 6785PT	CHEVROLET	Avalanche	2002-13
6781P / 6780P	6781PT / 6780PT	CHEVROLET	Colorado	2008-12
6781P / 6780P	6781PT / 6780PT	CHEVROLET	Colorado	2015-20
6781P / 6780P	6781PT / 6780PT	CHEVROLET	Equinox	2018-20
6781P / 6780P	6781PT / 6780PT	CHEVROLET	Express Van	2008-20
6781P / 6780P / 6785P	6781PT / 6780PT / 6785PT	CHEVROLET	Silverado 1500, 2500, 3500	2003-07
6781P / 6780P	6781PT / 6780PT / 6785PT	CHEVROLET	Silverado 1500, 2500, 3500 New Body Style	2007-13
6781P / 6780P / 6785P	6781PT / 6780PT	CHEVROLET	Silverado 1500, 2500, 3500	2014-20
6781P / 6780P / 6785P	6781PT / 6780PT / 6785PT	CHEVROLET	Silverado 2500/3500 New Body Style	1999-02
6781P / 6780P / 6785P	6781PT / 6780PT / 6785PT	CHEVROLET	Suburban	2000-14
6781P / 6780P / 6785P	6781PT / 6780PT / 6785PT	CHEVROLET	Suburban 1500	2015-20
6781P / 6780P / 6785P	6781PT / 6780PT / 6785PT	CHEVROLET	Suburban 3500 HD	2015-20
6781P / 6780P	6781PT / 6780PT	CHEVROLET	Tahoe	2000-06
6781P / 6780P / 6785P	6781PT / 6780PT / 6785PT	CHEVROLET	Tahoe	2007-20
6781P / 6780P / 6785P	6781PT / 6780PT / 6785PT	CHEVROLET	Trailblazer	2002-09
6781P / 6780P	6781PT / 6780PT	CHEVROLET	Traverse	2010-12
6781P / 6780P / 6785P	6781PT / 6780PT / 6785PT	CHEVROLET	Traverse	2013-20
6782P	6782PT	CHRYSLER	Aspen	Early 07
6781P / 6780P	6781PT / 6780PT	CHRYSLER	Aspen	2007-09
6782P	6782PT	CHRYSLER	Pacifica	2004-08
6782P	6782PT	DODGE	Dakota	2000-10
6782P	6782PT	DODGE	Durango	2000-07
6781P / 6780P	6781PT / 6780PT	DODGE	Durango	2007-20
6781P / 6780P	6781PT / 6780PT	DODGE	Journey	2009-10
6781P / 6780P	6781PT / 6780PT	DODGE	Nitro	2007-09
6782P	6782PT	DODGE	Ram 1500	2000-08
6781P / 6780P	6781PT / 6780PT	DODGE	Ram 1500	2009-20
6782P	6782PT	DODGE	Ram Pickup 2500/3500	2000-09
6781P / 6780P	6781PT / 6780PT	DODGE	Ram Pickup 2500/3500	2010-20
6781P / 6780P	6781PT / 6780PT	DODGE	Ram Promaster 1500/2500/3500	2014-20
6782P	6782PT	DODGE	Ram Tradesman Van	2014-19
6782P	6782PT	DODGE	Ram Van	2001-03
6782P	6782PT	DODGE	Sprinter	2004-08
6782P	6782PT	DODGE	Sprinter 2500	2009
6782P	6782PT	DODGE	Sprinter 3500	2009
6781P / 6780P	6781PT / 6780PT	FORD	Econoline Van	2004-15
6781P / 6780P	6781PT / 6780PT	FORD	Escape	2013-17
6781P / 6780P	6781PT / 6780PT	FORD	Excursion	2000-05
6781P / 6780P	6781PT / 6780PT	FORD	Expedition	1999-20
6781P / 6780P	6781PT / 6780PT	FORD	Explorer	2002-20
6781P / 6780P	6781PT / 6780PT	FORD	Explorer Sport Trac	2007-10
6781P / 6780P	6781PT / 6780PT	FORD	F-150, F-250, F-350	2000-20
6781P / 6780P	6781PT / 6780PT	FORD	F-450 Heavy Duty, F-550	2005-20
6781P / 6780P	6781PT / 6780PT	FORD	Flex	2009-19
6781P / 6780P	6781PT / 6780PT	FORD	Transit T-150 Van	2015-20
6781P / 6780P	6781PT / 6780PT	FORD	Transit T-250 Wagon	2015-20
6781P / 6780P	6781PT / 6780PT	FORD	Transit T-350 Wagon XLT	2015-20
6781P / 6780P	6781PT / 6780PT	GMC	Acadia	2007-12
6781P / 6780P / 6785P	6781PT / 6780PT / 6785PT	GMC	Acadia	2013-20
6781P / 6780P / 6785P	6781PT / 6780PT / 6785PT	GMC	Acadia Limited	2017
6781P / 6780P	6781PT / 6780PT	GMC	Canyon	2008-12
6781P / 6780P	6781PT / 6780PT	GMC	Canyon	2015-20
6781P / 6780P / 6785P	6781PT / 6780PT / 6785PT	GMC	Denali	2001-20
6781P / 6780P / 6785P	6781PT / 6780PT / 6785PT	GMC	Envoy	2002-09
6781P / 6780P	6781PT / 6780PT	GMC	Savana Van (full size)	2008-20
6781P / 6780P / 6785P	6781PT / 6780PT / 6785PT	GMC	Sierra 1500, 2500, 3500	2003-13
6781P / 6780P	6781PT / 6780PT	GMC	Sierra 1500, 2500, 3500	2014-20
6781P / 6780P / 6785P	6781PT / 6780PT / 6785PT	GMC	Sierra 2500/3500	1999-02
6781P / 6780P	6781PT / 6780PT	GMC	Terrain	2018-20
6781P / 6780P / 6785P	6781PT / 6780PT / 6785PT	GMC	Yukon	2000-14
6781P / 6780P / 6785P	6781PT / 6780PT / 6785PT	GMC	Yukon/ Yukon XL	2015-20
6781P / 6780P	6781PT / 6780PT	HONDA	Ridgeline	2017-20
6781P / 6780P	6781PT / 6780PT	HUMMER	H2	2003-10
6781P / 6780P	6781PT / 6780PT	HUMMER	H2 SUT	2003-10
6781P / 6780P	6781PT / 6780PT	HUMMER	H3	2006-10
6781P / 6780P	6781PT / 6780PT	HUMMER	H3 SUT	2009-10
6781P / 6780P	6781PT / 6780PT	INFINITI	QX56	2004-15
6781P / 6780P	6781PT / 6780PT	INFINITI	QX60	2014-19
6781P / 6780P	6781PT / 6780PT	INFINITI	QX80	2014-20
6781P / 6780P / 6785P	6781PT / 6780PT / 6785PT	ISUZU	Ascender	2003-08
6781P / 6780P	6781PT / 6780PT	JEEP	Cherokee	2014-20
6782P	6782PT	JEEP	Commander	2006-10
6782P	6782PT	JEEP	Grand Cherokee	2000-10
6781P / 6780P	6781PT / 6780PT	JEEP	Grand Cherokee	2011-20
6782P	6782PT	JEEP	Liberty	2004-07
6781P / 6780P	6781PT / 6780PT	JEEP	Liberty	2008-10
6782P	6782PT	JEEP	Wrangler	2004-17
6781P / 6780P	6781PT / 6780PT	JEEP	Wrangler	2018-20
6781P / 6780P	6781PT / 6780PT	KIA	Borrego	2009
6781P / 6780P	6781PT / 6780PT	LAND ROVER	LR4	2013-14
6781P / 6780P	6781PT / 6780PT	LAND ROVER	Range Rover	2013-14
6781P / 6780P	6781PT / 6780PT	LINCOLN	Aviator	2003-06
6781P / 6780P	6781PT / 6780PT	LINCOLN	Aviator	2020
6781P / 6780P	6781PT / 6780PT	LINCOLN	Mark LT	2006-08
6781P / 6780P	6781PT / 6780PT	LINCOLN	MKT	2009-19
6781P / 6780P	6781PT / 6780PT	LINCOLN	Navigator	1999-20
6782P	6782PT	MERCEDES BENZ	GL Class	2007-10
6781P / 6780P	6781PT / 6780PT	MERCEDES BENZ	M Class	1998-14
6781P / 6780P	6781PT / 6780PT	MERCURY	Mountaineer	2002-10
6782P	6782PT	MINI	Raider	2006-09
6781P / 6780P	6781PT / 6780PT	NISSAN	Armada	2004-20
6781P / 6780P	6781PT / 6780PT	NISSAN	Pathfinder	2013-20
6781P / 6780P	6781PT / 6780PT	NISSAN	Titan	2004-20
6781P / 6780P / 6785P	6781PT / 6780PT / 6785PT	OLDSMOBILE	Bravada	2002-04
6781P / 6780P	6781PT / 6780PT	PORSCHE	Cayenne	2013-14
6781P / 6780P	6781PT / 6780PT	RAM	Ram 1500	2009-20
6781P / 6780P	6781PT / 6780PT	RAM	Ram Pickup 2500/3500	2010-20
6781P / 6780P	6781PT / 6780PT	RAM	Ram Promaster 1500/2500/3500	2014-20
6781P / 6780P / 6785P	6781PT / 6780PT / 6785PT	SAAB	9-7X	2005-10
6781P / 6780P / 6785P	6781PT / 6780PT / 6785PT	SATURN	Outlook	2007-10
6781P / 6780P	6781PT / 6780PT	TOYOTA	4-Runner	2015-20
6781P / 6780P	6781PT / 6780PT	TOYOTA	Land Cruiser	2018-20
6781P / 6780P	6781PT / 6780PT	TOYOTA	Sequoia	2010-20
6783P	6783PT	TOYOTA	Tundra	2003-06
6784P	6784PT	TOYOTA	Tundra	2007-13
6781P / 6780P	6781PT / 6780PT	TOYOTA	Tundra	2014-20
6781P / 6780P	6781PT / 6780PT	VOLKSWAGEN	Touareg	2012-16



## TRAILER CONNECTOR ADAPTER KITS APPLICATION GUIDE 2-1-2020

FOR EXACT NEW OR RETRO FIT FACTORY 7-WAY AND 6-WAY TRAILER CONNECTORS SEE MULTI-TOW SECTION

P - Denotes Old Style Packaging PT - Denotes New Style Packaging

PART #	PART #	MAKE	MODEL	YEAR
6756P	6756PT	ACURA	CL	1997-03
6756P	6756PT	ACURA	Integra	1994-01
6756P	6756PT	ACURA	MDX	2001-06
6756P	6756PT	ACURA	RL	1996-03
6754P	6754PT	ACURA	SLX	1996-99
6756P	6756PT	ACURA	TL	1996-03
6762P	6762PT	CADILLAC	Escalade	1999
6762P	6762PT	CADILLAC	Escalade	2000
6764P	6764PT	CHEVROLET	Astro	1995-05
6764P	6764PT	CHEVROLET	Blazer	1995-02
6760P	6760PT	CHEVROLET	Blazer (full size)	1973-84
6761P	6761PT	CHEVROLET	Blazer (full size)	1985-91
6762P	6762PT	CHEVROLET	Blazer (full size)	1992-94
6892P	6892PT	CHEVROLET	Camaro (without LED taillights)	2012-13
6772P	6772PT	CHEVROLET	Colorado	2004-07
6772P	6772PT	CHEVROLET	Colorado (without tow package)	2008-12
6892P	6892PT	CHEVROLET	Corvette	2005-11
6774P	6774PT	CHEVROLET	Equinox	2010-17
6768P	6768PT	CHEVROLET	Express Van	1996-99
6771P	6771PT	CHEVROLET	Express Van	2000-02
6773P	6773PT	CHEVROLET	Express Van	2003-20
6760P	6760PT	CHEVROLET	Pickup (full size)	1968-84
6761P	6761PT	CHEVROLET	Pickup (full size)	1985-87
6762P	6762PT	CHEVROLET	Pickup (full size)	1988-98
6762P	6762PT	CHEVROLET	Pickup C/K (old body style)	1999-00
6763P	6763PT	CHEVROLET	S-10 Blazer (2 door)	1984-91
6765P	6765PT	CHEVROLET	S-10 Blazer (2 door)	1992-94
6761P	6761PT	CHEVROLET	S-10 Pickup	1985-97
6767P	6767PT	CHEVROLET	S-10 Pickup	1998-04
6769P	6769PT	CHEVROLET	Silverado 1500 (new body style)	1999-02
6760P	6760PT	CHEVROLET	Suburban	1973-84
6761P	6761PT	CHEVROLET	Suburban	1985-91
6762P	6762PT	CHEVROLET	Suburban	1992-99
6762P	6762PT	CHEVROLET	Tahoe	1995-00
6766P	6766PT	CHEVROLET	Van (full size)(except Express)	1987-96
6989P	6989PT	CHRYSLER	Aspen	2007-09
6950P	6950PT	CHRYSLER	Sebring	2007-10
6987P	6987PT	CHRYSLER	Town & Country	1991-95
6983P	6983PT	CHRYSLER	Town & Country	1996-00
6984P	6984PT	CHRYSLER	Town & Country	2001-03
6988P	6988PT	CHRYSLER	Town & Country	2004-07
6987P	6987PT	DODGE	Caravan / Grand Caravan	1991-95
6983P	6983PT	DODGE	Caravan / Grand Caravan	1996-00
6984P	6984PT	DODGE	Caravan / Grand Caravan	2001-03
6988P	6988PT	DODGE	Caravan / Grand Caravan	2004-07
6986P	6986PT	DODGE	Dakota	1987-94
6982P	6982PT	DODGE	Dakota	1995-96
6982P	6982PT	DODGE	Dakota	1997-03
6987P	6987PT	DODGE	Dakota	2004-11
6983P	6983PT	DODGE	Durango	1998-03
6989P	6989PT	DODGE	Durango	2004-09
6986P	6986PT	DODGE	Ram Pickup (all sizes)	1986-94
6982P	6982PT	DODGE	Ram Pickup (all sizes)	1995-01
6986P	6986PT	DODGE	Ram Pickup (cab & chassis only)	1995-02
6985P	6985PT	DODGE	Ram Pickup 1500	2002-06
6987P	6987PT	DODGE	Ram Pickup 1500	2007-08
6982P	6982PT	DODGE	Ram Pickup 2500/3500	2002
6985P	6985PT	DODGE	Ram Pickup 2500/3500	2003-06
6987P	6987PT	DODGE	Ram Pickup 2500/3500	2007-09
6981P	6981PT	DODGE	Ram Van	1993-98
6986P	6986PT	DODGE	Ramcharger / Trailduster	1988-93
6883P	6883PT	FORD	Aerostar	1997
6873P	6873PT	FORD	Bronco	1980-86
6874P	6874PT	FORD	Bronco	1987-88
6875P	6875PT	FORD	Bronco	1989-91
6865P	6865PT	FORD	Bronco	1992-93
6865P	6865PT	FORD	Bronco	1994-96
6876P	6876PT	FORD	Bronco II	1987-91
6866P	6866PT	FORD	Crown Victoria / LTD	1992-97
6892P	6892PT	FORD	Econoline E-Series Van (without tow package)	2004-15
6868P	6868PT	FORD	Econoline Van	1992-93
6868P	6868PT	FORD	Econoline Van	1994
6883P	6883PT	FORD	Econoline Van	1995-01
6883P	6883PT	FORD	Econoline Van	2002-03
6890P	6890PT	FORD	Econoline Van (with factory 4 flat)	2009-13
6892P	6892PT	FORD	Edge	2007-10
6868P	6868PT	FORD	Escape (early 2004)	2001-04
6892P	6892PT	FORD	Escape	2008-12
6883P	6883PT	FORD	Escort Sedan	1997-01
6883P	6883PT	FORD	Excursion (without tow package)	2000-03
6872P	6872PT	FORD	Expedition	1997-03
6883P	6883PT	FORD	Expedition (without tow package)	1997-03
6878P	6878PT	FORD	Explorer	1991-94
6868P	6868PT	FORD	Explorer (with amber turn signal)	1995-01
6881P	6881PT	FORD	Explorer (with tow package)	1995-01
6880P	6880PT	FORD	Explorer	1996-97
6881P	6881PT	FORD	Explorer (with tow package)	2000-01
6883P	6883PT	FORD	Explorer (2 door sport) (without tow package)	2001-03
6883P	6883PT	FORD	Explorer (4 door) (without tow package)	2002-03
6863P	6863PT	FORD	Explorer (with factory 4 flat)	2002-05
6889P	6889PT	FORD	Explorer	2006-10
6883P	6883PT	FORD	Explorer Sport Trac (without tow package)	2002-03
6872P	6872PT	FORD	F-Series Pickup	1973-79
6873P	6873PT	FORD	F-150, 250, 350	1980-86
6870P	6870PT	FORD	F-150, 250, 350	1987-91
6870P	6870PT	FORD	F-150, 250, 350	1992-93
6870P	6870PT	FORD	F-150, 250, 350	1994-96
6872P	6872PT	FORD	F-150 (mfg. 1/96 - 10/96)	1997
6884P	6884PT	FORD	F-150 (mfg. 11/96)	1997-99
6884P	6884PT	FORD	F-150	2000-03
6887P	6887PT	FORD	F-150 (new body style)	2004
6884P	6884PT	FORD	F-150 (Regular cab only)	2004
6872P	6872PT	FORD	F-250 Light Duty (mfg. 1/96 - 10/96)	1997
6884P	6884PT	FORD	F-250 Light Duty (mfg. 11/96 - 2001)	1997-01
6880P	6880PT	FORD	F-250 Heavy Duty, F-350	1987-93
6870P	6870PT	FORD	F-250 Heavy Duty, F-350	1994-97
6885P	6885PT	FORD	F-250 Heavy Duty, F-350	1999-01
6862P	6862PT	FORD	F-250 Heavy Duty, F-350	2002-04
6891P	6891PT	FORD	F-250, 350 (without tow package)	2008-19
6888P	6888PT	FORD	Flex	2009-11
6888P	6888PT	FORD	Flex	2012-14
6888P	6888PT	FORD	Flex	2015-19
6892P	6892PT	FORD	Focus (except Sedan)	2004-07
6892P	6892PT	FORD	Focus Sedan & Coupe	2008-11
6883P	6883PT	FORD	Focus Wagon (built before 11/2002)	2000-03
6866P	6866PT	FORD	Mustang (except Cobra)	1994-04
6871P	6871PT	FORD	Ranger	1986-92
6879P	6879PT	FORD	Ranger	1993-97
6879P	6879PT	FORD	Ranger	1998-99
6881P	6881PT	FORD	Ranger (with tow package)	1998-99
6883P	6883PT	FORD	Ranger Pickup (without STX)	2000-10
6892P	6892PT	FORD	Ranger Pickup	2011
6867P	6867PT	FORD	Taurus Sedan	1992-95
6864P	6864PT	FORD	Taurus Sedan	1996-99
6869P	6869PT	FORD	Windstar	1995
6869P	6869PT	FORD	Windstar	1996-98
6883P	6883PT	FORD	ZX2	1998-03
6772P	6772PT	GMC	Canyon	2004-07
6772P	6772PT	GMC	Canyon (without tow package)	2008-12
6762P	6762PT	GMC	Denali	1999-00
6764P	6764PT	GMC	Envoy	1999-01
6764P	6764PT	GMC	Jimmy	1995-02
6760P	6760PT	GMC	Jimmy (full size)	1973-84
6761P	6761PT	GMC	Jimmy (full size)	1985-91
6762P	6762PT	GMC	Jimmy (full size)	1992-94
6762P	6762PT	GMC	Pickup (Classic) (old body style)	1999-00
6760P	6760PT	GMC	Pickup (full size)	1968-84
6761P	6761PT	GMC	Pickup (full size)	1985-87
6762P	6762PT	GMC	Pickup (full size)	1988-98
6763P	6763PT	GMC	S-15 Jimmy (2 door)	1984-91
6765P	6765PT	GMC	S-15 Jimmy (2 door)	1992-94
6764P	6764PT	GMC	Safari	1995-05
6768P	6768PT	GMC	Savana Van (full size)	1996-99
6771P	6771PT	GMC	Savana Van (full size)	2000-02
6773P	6773PT	GMC	Savana Van (full size)	2003-20
6769P	6769PT	GMC	Sierra 1500 (new body style)	1999-02
6761P	6761PT	GMC	Sonoma / S-15 Pickup	1985-97
6767P	6767PT	GMC	Sonoma / S-15 Pickup	1998-04
6760P	6760PT	GMC	Suburban	1973-84
6761P	6761PT	GMC	Suburban	1985-91
6762P	6762PT	GMC	Suburban	1992-99
6774P	6774PT	GMC	Terrain	2010-17
6766P	6766PT	GMC	Vandura (full size)	1987-96
6762P	6762PT	GMC	Yukon	1992-99
6756P	6756PT	HONDA	Accord (Wagon)	1991-97
6756P	6756PT	HONDA	Accord	1994-02
6756P	6756PT	HONDA	CRV	1997-06
6756P	6756PT	HONDA	Del Sol	1993-97
6756P	6756PT	HONDA	Element	2003-04
6756P	6756PT	HONDA	Odyssey	1995-04
6757P	6757PT	HONDA	Passport	1994-97
6743P	6743PT	HONDA	Passport	1998-04
6756P	6756PT	HONDA	Pilot	2003-05
6756P	6756PT	HONDA	Pilot	2006-08
6756P	6756PT	HONDA	Prelude	2001-02
6738P	6738PT	HONDA	Ridgeline	2006-14
6753P	6753PT	INFINITI	QX4	1996-03
6743P	6743PT	ISUZU	Amigo	1998-01
6756P	6756PT	ISUZU	Ascender	2003
6743P	6743PT	ISUZU	Axiom	2002-04
6761P	6761PT	ISUZU	Cyclone	1991-92
6761P	6761PT	ISUZU	Hombre	1996-97
6767P	6767PT	ISUZU	Hombre	1998-01
6772P	6772PT	ISUZU	I-280	2006
6772P	6772PT	ISUZU	I-290	2007-08
6772P	6772PT	ISUZU	I-350	2006
6772P	6772PT	ISUZU	I-370	2007-08
6756P	6756PT	ISUZU	Oasis	1996-99
6757P	6757PT	ISUZU	Rodeo	1992-97
6743P	6743PT	ISUZU	Rodeo	1998-04
6754P	6754PT	ISUZU	Trooper	1992-02
6946P	6946PT	JEEP	Grand Cherokee (mfg. 3/94-1998)	1994-98
6947P	6947PT	JEEP	Grand Cherokee (with tow package)	1995-98
6953P	6953PT	JEEP	Grand Cherokee (without tow package)	1999-04
6955P	6955PT	JEEP	Grand Cherokee (without tow package)	2007-13
6952P	6952PT	JEEP	Wrangler	1998-04
6954P	6954PT	JEEP	Wrangler	2005-06
6956P	6956PT	JEEP	Wrangler	2007-17
6951P	6951PT	JEEP	Wrangler / Renegade	1991-97
6749P	6749PT	LEXUS	LX 450	1996-98
6883P	6883PT	LINCOLN	Aviator (without tow package)	1998-03
6883P	6883PT	LINCOLN	Aviator (without tow package)	2003-04
6863P	6863PT	LINCOLN	Aviator (with factory 4 flat)	2003-05
6889P	6889PT	LINCOLN	Aviator	2006
6892P	6892PT	LINCOLN	MKX	2007-10
6872P	6872PT	LINCOLN	Navigator	1997
6872P	6872PT	LINCOLN	Navigator	1998-99
6892P	6892PT	LINCOLN	Navigator	2003-12
6892P	6892PT	LINCOLN	Navigator	2013-14
6892P	6892PT	LINCOLN	Navigator	2015
6866P	6866PT	LINCOLN	Navigator	1998-04
6878P	6878PT	MAZDA	Navajo	1991-94
6879P	6879PT	MAZDA	Pickup B-Series	1994-97
6879P	6879PT	MAZDA	Pickup B-Series	1998-09
6881P	6881PT	MAZDA	PU B-Series (with tow package)	1998-99
6868P	6868PT	MAZDA	Tribute	2001-03
6892P	6892PT	MAZDA	Tribute	2008-11
6866P	6866PT	MERCURY	Grand Marquis	1992-97
6892P	6892PT	MERCURY	Mariner	2005-11
6880P	6880PT	MERCURY	Mountaineer	1996-97
6881P	6881PT	MERCURY	Mountaineer (with tow package)	1996-99
6868P	6868PT	MERCURY	Mountaineer	1997-01
6881P	6881PT	MERCURY	Mountaineer (with tow package)	2000-01
6883P	6883PT	MERCURY	Mountaineer (without tow package)	2002-03
6863P	6863PT	MERCURY	Mountaineer (with factory 4 flat)	2002-05
6889P	6889PT	MERCURY	Mountaineer	2006-10
6864P	6864PT	MERCURY	Sable (Sedan)	1996-99
6883P	6883PT	MERCURY	Tracer	1997-99
6987P	6987PT	MITSUBISHI	Raider	2006-09
6753P	6753PT	NISSAN	Altima	1997-01
6746P	6746PT	NISSAN	Frontier Pickup	1998-03
6746P	6746PT	NISSAN	Frontier Pickup	2004
6736P	6736PT	NISSAN	Frontier Pickup	2005-06
6752P	6752PT	NISSAN	Frontier Pickup (with factory 4 flat)	2005-19
6736P	6736PT	NISSAN	Frontier Pickup	2007-19
6753P	6753PT	NISSAN	Pathfinder	1996-03
6753P	6753PT	NISSAN	Pathfinder	2004