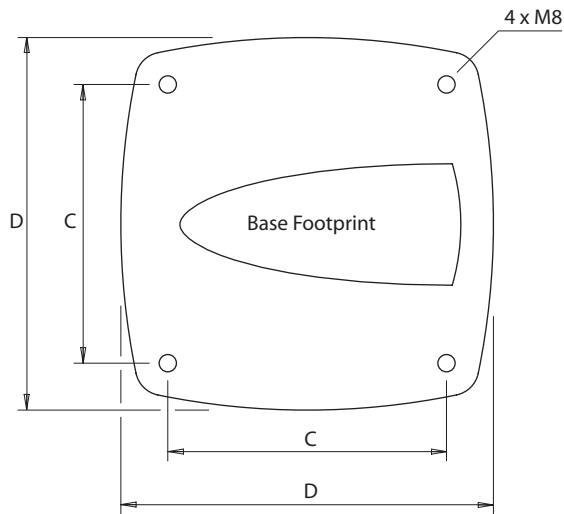
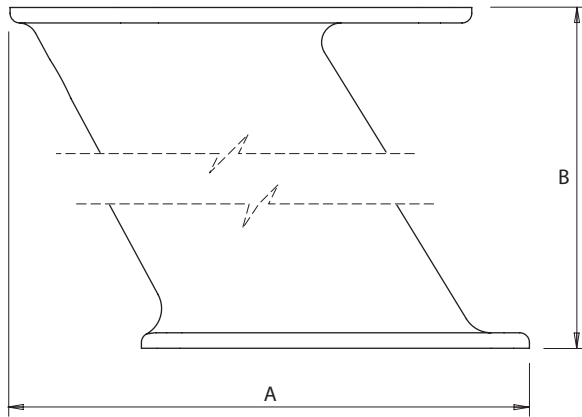


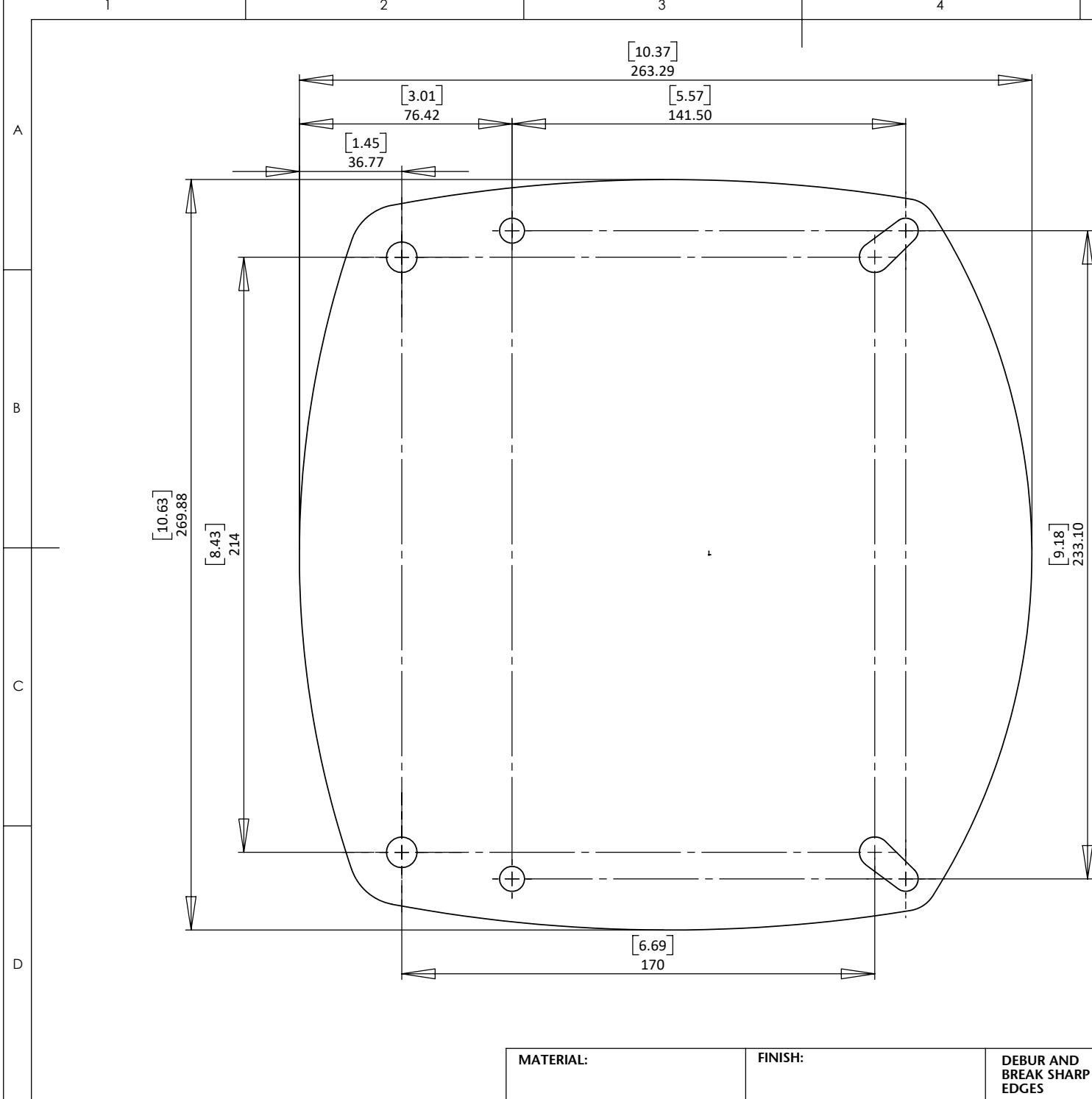
# Composite PowerTower®



	A mm / inches	B mm / inches	C mm / inches	D mm / inches
<b>PT2001</b>	388/15.3	358/14.1	150/5.9	200/7.9
<b>PT2002</b>	388/15.3	358/14.1	150/5.9	200/7.9
<b>PT2003</b>	152/6	358/14.1	150/5.9	200/7.9
<b>PT2004</b>	268/10.5	158/6.2	150/5.9	200/7.9
<b>PT2005</b>	278/11	158/6.2	150/5.9	200/7.9
<b>PT2006</b>	288/11.3	158/6.2	150/5.9	200/7.9

All Composite PT's are 30° aft leaning



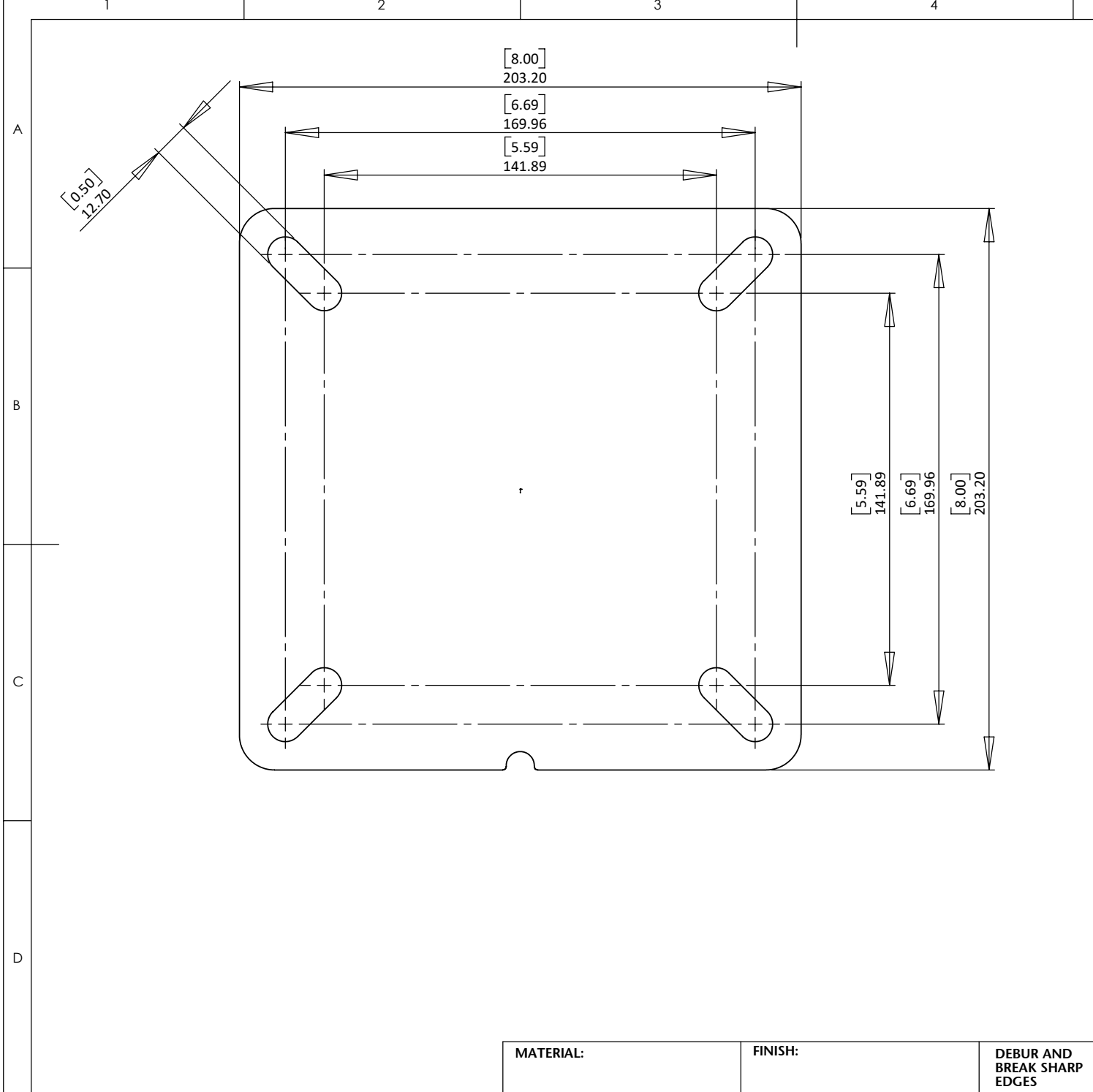


ZONE REV.		REVISIONS	
		DESCRIPTION	DATE

PLEASE NOTE:  
ALL COMPOSITE POWERTOWERS ARE NOT PRE-DRILLED

<b>SCANSTRUT</b> DESIGN COPYRIGHT OF SCANSTRUT LTD	
SCALE:1:2	A4 DO NOT SCALE DRAWING
UNLESS OTHERWISE SPECIFIED: DIMENSIONS ARE IN MILLIMETERS	GENERAL TOLERANCES: ±0.1 UNLESS OTHERWISE STATED. IF IN DOUBT PLEASE ASK
TITLE: -1 Radar Mount Plate	
PART NO.	REVISION
DRAWN JF	DATE
SHEET 1 OF 2	

MATERIAL:	FINISH:	DEBUR AND BREAK SHARP EDGES
-----------	---------	-----------------------------------



ZONE REV.		REVISIONS	
		DESCRIPTION	DATE

PLEASE NOTE:  
ALL COMPOSITE POWERTOWERS ARE NOT PRE-DRILLED

<b>SCANSTRUT</b> DESIGN COPYRIGHT OF SCANSTRUT LTD	
SCALE:1:2	A4 DO NOT SCALE DRAWING
UNLESS OTHERWISE SPECIFIED: DIMENSIONS ARE IN MILLIMETERS	GENERAL TOLERANCES: ±0.1 UNLESS OTHERWISE STATED. IF IN DOUBT PLEASE ASK
TITLE: -2 Radar Mount Plate	
PART NO.	REVISION
DRAWN	DATE
SHEET 2 OF 2	

MATERIAL:	FINISH:	DEBUR AND BREAK SHARP EDGES
-----------	---------	-----------------------------------