

SCHMITT™



SCHMITT & ONGARO MARINE PRODUCTS



C
A
T
A
L
O
G

Quality, Innovation, Value



Welcome to Schmitt and Ongaro Marine Products

Over 55 years ago, Schmitt launched the first stainless steel steering wheel at the 1962 New York City Boat Show. Years of quality and integrity have placed Schmitt at the forefront of marine product manufacturers. In 2008, Schmitt acquired Ongaro Marine, a leader in stainless steel horns, windshield wiper systems, and other marine accessories. Today, unified, Schmitt & Ongaro Marine Products continues to provide the highest quality marine products to boat builders all around the world. Even after more than half a century, our guiding principle remains the same: **to develop and manufacture innovative products with superior quality, to make boating and fishing more enjoyable for everyone.**

Our Customer Service

Our company was founded on strong customer service principles and traditions. We maintain these traditions, providing our customers with the most innovative, highest quality marine products available today. Our dedication to our customers is demonstrated in the quality of our products, warranties, and experienced employees.

Dedication to Quality

Schmitt & Ongaro's attention to detail is second to none, and we design, develop, and test each of our products right here in the United States. We conform to strict standards of quality control—from the original raw material procurement until final packaging. Each product is thoroughly tested for strength, durability and dependability in the design and development stage. In addition, all products are sample tested in production runs.

Schmitt & Ongaro products are type-accepted by the National Marine Manufacturers Association and our products also carry the CE registration.

COMING SOON



PU50

The newest addition to the already popular line, Polyurethane Wheels by Stella.

Our Products

Stainless Steel Wheels

Primus by Schmitt	4
Powder Coated Primus by Schmitt	6
Customer Photos	7
Vision.....	8
Evolution	8
Evo Pro	9
Evolution Elite	9
Destroyer.....	10
Sport.....	11
Orion	11

Sailboat & Yacht Wheels

Sailboat	12
Yacht	12
Center Nuts & Center Caps	13

Polyurethane Wheels by *Stella*

Model 30	14
Model 40	15
Torcello 05 Series.....	16
Torcello 04 Series.....	16
Torcello 03 Series.....	17
Torcello Lite	17
Burano.....	18
Mazzorbo	18
Folletto	19
Fantasy	19

Stella Wheel Accessories

Optional Screw Covers and Trim Caps.....	20
Scallop Caps	20
Wheel Sectors.....	20
Spokes	20
Customer Photos	21

Trumpet Horns

All Stainless and Standard	22
----------------------------------	----

Mini Horns

All Stainless and Standard	23
----------------------------------	----

Windshield Wiper Motors, Blades & Arms

Motors, Controllers.....	24
Blades & Arms, Wiper Switch.....	25

Accessories

Control Arms and Knobs	26
Grab Rails	27
Bezels	27
Drink Holders, Stainless Steel.....	27

STAINLESS STEEL WHEELS

PRIMUS by SCHMITT

The Primus is manufactured using a unified investment casting, including the integrated ring, for massive strength, and designed to deliver maximum ergonomic all-day comfort and engineered for long-lasting, uncompromising durability. The visually striking wheel complements any helm and comes with a lifetime warranty on the corrosion resistant stainless steel and three-years on the Santoprene™ rubber grip and inserts. Available in 13.5" and 15.5" diameters, the rim is slightly thicker than most other wheels. At 1-1/8",



All Cast 316L Stainless Steel Wheel with Black Santoprene™ Rubber Finger Grip, Rim and Spoke Filled Slots, and a SS Glass Ball Bearing Control Knob

- **13.5" Dia.—P/N 7401321FGK**
 - **15.5" Dia.—P/N 7401521FGK**
- No Control Knob
- **13.5" Dia.—P/N 7401321FG**
 - **15.5" Dia.—P/N 7401521FG**




All Cast 316L Stainless Steel Wheel with Black Santoprene™ Rubber Finger Grip and Rim, Open Spoke Slots, and a SS Glass Ball Bearing Control Knob


- **13.5" Dia.—P/N 7411321FGK**
 - **15.5" Dia.—P/N 7411521FGK**
- No Control Knob
- **13.5" Dia.—P/N 7411321FG**
 - **15.5" Dia.—P/N 7411521FG**

All Cast Polished 316L and Powder Coated Steering Wheel


the larger size lessens the hand fatigue that's common with thinner styles. UV-resistant black Santoprene™ rubber provides all-weather control and comfort, and a dramatic counterpoint to the gleaming stainless steel. Underneath, finger grips deliver a sure, solid grip. It extends through the top of the rim, providing additional gripping surface. Standard 3/4" tapered shaft. The durable stainless steel center nut works with all steering systems.



The Primus wheels feature UV-resistant black Santoprene rubber finger grip and rim grip for all-weather control and comfort.



All models are available with or without a large and comfortable stainless steel glass ball bearing control knob.



All Cast 316L Stainless Steel Wheel with Black Santoprene™ Rubber Finger Grip and Rim, Solid Spoke, and a SS Glass Ball Bearing Control Knob

- 13.5" Dia.—P/N 7421321FGK
 - 15.5" Dia.—P/N 7421521FGK
- No Control Knob
- 13.5" Dia.—P/N 7421321FG
 - 15.5" Dia.—P/N 7421521FG

Powder Coated PRIMUS by SCHMITT

The powder-coated Primus is manufactured using a unified investment casting, including the integrated ring, for massive strength, and has a deep, rich, durable black powder coated finish. The result is a lustrous finish that's impervious to weather, with little maintenance needed. Available in 13.5" and 15.5" diameters. A thick, generous 1 1/8" wide finger grooved rim combined with UV-resistant black Santoprene rubber inserts provide utmost control, and delivers all-day cushioned comfort. The wheel features a ergonomic control knob with corrosion-resistant glass ball bearings for trouble-free spinning, 3/4" tapered shaft and the center nut fits all standard marine steering systems. Other colors available (minimum commitment required).



Powder Coated All Cast 316L Stainless Steel Wheel with Black Santoprene™ Rubber Finger Grip, Rim and Spoke Filled Slots, and a SS Glass Ball Bearing Control Knob

- 13.5" Dia.—P/N 740132BFGK
- 15.5" Dia.—P/N 740152BFGK

Powder Coated All Cast 316L Stainless Steel Wheel with Black Santoprene™ Rubber Finger Grip and Rim, Open Spoke Slots, and a SS Glass Ball Bearing Control Knob

- 13.5" Dia.—P/N 741132BFGK
- 15.5" Dia.—P/N 741152BFGK



Powder Coated All Cast 316L Stainless Steel Wheel with Black Santoprene™ Rubber Finger Grip and Rim, Solid Spoke and a SS Glass Ball Bearing Control Knob

- 13.5" Dia.—P/N 742132BFGK
- 15.5" Dia.—P/N 742152BFGK



Customer Photographs



P/N 7421321FGK

Photo courtesy of:
Grady White Boats
North Carolina

P/N 7401321FGK

Photo courtesy of:
Sea Pro Boats
South Carolina



P/N 7421321FGK

Photo courtesy of:
SOLACE Boats by Stephen Dougherty
Florida



Vision

Models 714, 716

Vision is the industry standard saltwater cast wheel • Stainless steel construction with stainless steel 316 castings • Available with or without control knob • Lifetime corrosion warranty. Center Nut sold separately (refer to page 13).



- Vision FX** • w/Finger Grips and Control Knob w/ Flange Bearings • Cast 316 Stainless Center Spoke • 3/4" Tapered Shaft
- 13.5" Diameter - P/N 7141321FGK
 - 15.5" Diameter - P/N 7141521FGK
- No Control Knob
- 13.5" Diameter - P/N 7141321FG
 - 15.5" Diameter - P/N 7141521FG

Vision Elite • w/Finger Grips and S.S. Control Knob w/Glass Ball Bearings • Cast 316 Stainless Center Spoke • 3/4" Tapered Shaft

- 13.5" Diameter - P/N 7161321FGK
- 15.5" Diameter - P/N 7161521FGK



Evolution

Model 720

Center Nut sold separately (refer to page 13).



- Evolution** • w/Finger Grips and Standard Control Knob w/Flange Bearings • Cast 316 Stainless Steel Spoke • 3/4" Tapered Shaft
- 13.5" Diameter - P/N 7201321FGK
 - 15.5" Diameter - P/N 7201521FGK
- No Control Knob
- 13.5" Diameter - P/N 7201321FG
 - 15.5" Diameter - P/N 7201521FG

Evo Pro

Models 724, 725, 726

Center Nut/Cap sold separately (refer to page 13).



- EVO PRO** • w/Polyurethane Grips and Black Control Knob w/Glass Ball Bearings • Cast 316 Stainless Center Spoke
 - 3/4" Tapered Shaft • Includes black center cap
 - **13.5" Diameter - P/N 7241321FGK**
 - **15.5" Diameter - P/N 7241521FGK**
- No Control Knob
- **13.5" Diameter - P/N 7241321FG**
 - **15.5" Diameter - P/N 7241521FG**



Photo shown with Stainless Steel Faux Center Nut - CAP0303
Comes with 5/8" and 1/2" (12m) bases



- EVO PRO** • w/Polyurethane Grips and S.S. Control Knob w/Glass Ball Bearings • Cast 316 Stainless Center Spoke
- 3/4" Tapered Shaft
- **13.5" Diameter - P/N 7251321FGK**
- **15.5" Diameter - P/N 7251521FGK**

- EVO PRO w/ELITE KNOB** • w/Polyurethane Grips and Stainless Steel Control Knob w/Glass Ball Bearings • Cast 316 Stainless Center Spoke • 3/4" Tapered Shaft
- Photo shown with S.S. Faux center nut
- **13.5" Diameter - P/N 7261321FGK**
- **15.5" Diameter - P/N 7261521FGK**



Evolution Elite

Model 721

Center Nut sold separately (refer to page 13).



- Evolution Elite** • w/Finger Grips and S.S. Control Knob w/Glass Ball Bearings • Cast 316 Stainless Center Spoke
- 3/4" Tapered Shaft
- **13.5" Diameter - P/N 7211321FGK**
- **15.5" Diameter - P/N 7211521FGK**



- DESTROYER** • 5 Spoke • Standard Polished Rim • 3/4" Tapered Shaft, includes Black Center Cap • Optional Chrome Center Cap Available
- 13.5" Diameter - 3/8" Spoke • 22° Dish - P/N 1721321
 - 15.5" Diameter - 3/8" Spoke • 10° Dish - P/N 1721511
 - 15.5" Diameter - 3/8" Spoke • 10° Dish - P/N 1721511

- FINGER GRIP DESTROYER** • 5 Spoke w/Finger Grips and Control Knob • 3/4" Tapered Shaft, includes S.S. Center Cap
- 13.5" Diameter • 1/2" Spoke • 22° Dish - P/N 1731321FGK
 - 15.5" Diameter • 1/2" Spoke • 22° Dish - P/N 1731521FGK

No Control Knob, includes Black Center Cap

- 13.5" Diameter • 1/2" Spoke • 22° Dish - P/N 1731321FG
- 15.5" Diameter • 1/2" Spoke • 22° Dish - P/N 1731521FG



- POLYURETHANE DESTROYER** • 5 Spoke w/Polyurethane Finger Grip • 3/4" Tapered Shaft, includes Black Center Cap • Optional Chrome Center Cap Available

- 14" Diameter • 1/2" Spoke • 22° Dish - P/N 1731421P2
- 16" Diameter • 1/2" Spoke • 22° Dish - P/N 1731621P2

- DESTROYER** • 6 Spoke, Standard Polished Rim • 3/4" Tapered Shaft, includes Black Center Cap • Optional Chrome Center Cap Available

- 11" Diameter • 3/8" Spoke • 10° Dish - P/N 1521111
- 11" Diameter • 1/2" Spoke • 10° Dish w/Knob - P/N 1531111K-H
- 15.5" Diameter • 3/8" Spoke • 10° Dish - P/N 1521611
- 15.5" Diameter • 3/8" Spoke • 22° Dish - P/N 1521621
- 18" Diameter • 3/8" Spoke • 10° Dish - P/N 1521811
- 20" Diameter • 3/8" Spoke • 10° Dish - P/N 1522011
- 22" Diameter • 3/8" Spoke • 10° Dish - P/N 1522211
- 24" Diameter • 3/8" Spoke • 10° Dish - P/N 1522411
- 28" Diameter • 1/2" Spoke • 10° Dish - P/N 1532811
- 30" Diameter • 1/2" Spoke • 10° Dish - P/N 1533011



Sport

Models 310, 410



HEAVY DUTY SPORT • w/Control Knob • Heavy Duty Flat Spoke • Standard Polished Rim • 3/4" Tapered Shaft, includes S.S. Center Cap

• 18" Diameter • 3/16" Spoke • 10° Dish - P/N 3171811K

No Control Knob, includes Black Center Cap

• 18" Diameter • 3/16" Spoke • 10° Dish - P/N 3171811

• 18" Diameter • 3/16" Spoke • 22° Dish - P/N 3171821

SPORT • w/Finger Grips and Control Knob • 3/4" Tapered Shaft, includes S.S. Center Cap

• 13.5" Diameter • 1/8" Spoke • 22° Dish P/N 4161321FGK

• 15.5" Diameter • 1/8" Spoke • 22° Dish P/N 4161521FGK

No Control Knob, includes Black Center Cap

• 13.5" Diameter • 1/8" Spoke • 22° Dish P/N 4161321FG

• 15.5" Diameter • 1/8" Spoke • 10° Dish P/N 4161511FG

• 15.5" Diameter • 1/8" Spoke • 22° Dish P/N 4161521FG



Orion

Model 430



ORION • w/Finger Grips and Control Knob w/Glass Ball Bearings • Highly Polished Stainless Steel Wheel • 3/4" Tapered Shaft • Includes S.S. Cap • Optional Black Cap Available

• 13.5" Diameter • 1/8" Spoke • 22° Dish - P/N 4361321FGK

• 15.5" Diameter • 1/8" Spoke • 22° Dish - P/N 4361521FGK

No Control Knob

• 13.5" Diameter • 1/8" Spoke • 22° Dish - P/N 4361321FG

• 15.5" Diameter • 1/8" Spoke • 22° Dish - P/N 4361521FG

SAILBOAT & YACHT WHEELS

Sailboat



SAILBOAT • 6 Spoke • Standard Polished Rim • Hub Size 2-1/4" Diameter, 1" Straight, 2-1/8" Long • Spacers available for 2-1/4" and 2-3/8" length requirement

- 20" Diameter • 3/8" Spoke • Flat Dish P/N 5322090
- 22" Diameter • 3/8" Spoke • Flat Dish P/N 5322290
- 24" Diameter • 3/8" Spoke • Flat Dish P/N 5322490
- 26" Diameter • 1/2" Spoke • Flat Dish P/N 5332690
- 28" Diameter • 1/2" Spoke • Flat Dish P/N 5332890
- 30" Diameter • 1/2" Spoke • Flat Dish P/N 5333090
- 32" Diameter • 1/2" Spoke • Flat Dish P/N 5333290
- 36" Diameter • 1/2" Spoke • Flat Dish P/N 5333690

Yacht

High polished, cast 316 stainless steel • Originally designed for Viking Yachts • A great wheel for sport fishing boats with outside or fly bridge controls.



YACHT WHEEL

- 1" Shaft: 13.5" Dia P/N 51300
- 3/4" Teleflex Tapered Shaft: 15.5" Dia P/N 50002 13.5" Dia P/N 51302
- 3/4" Hynautic Tapered Shaft: 15.5" Dia P/N 50006 13.5" Dia P/N 51306

YACHT WHEEL w/Control Knob

- 3/4" Teleflex Tapered Shaft: 15.5" Dia P/N 50003
- 1" Flush Mount Shaft: 15.5" Dia P/N 50005
- 3/4" Hynautic Tapered Shaft: 15.5" Dia P/N 50007



YACHT WHEEL

- 1" Flush Mount Shaft w/Bolt: 15.5" Dia P/N 50004 13.5" Dia P/N 51304

44' Viking Convertible Featuring Ongaro Wheel and Arms



Center Nuts and Center Caps



Faux Center Nuts for Cast Wheels

316 Stainless Steel, includes 5/8" and 1/2" (M12) Base: P/N CAP0303
 Chrome ABS Plastic, includes 5/8" and 1/2" (M12) Base: P/N CAP0304
 Black Powder Coated 316 SS, includes 5/8" and 1/2" (M12) Base: P/N CAP030B

Stainless Steel Center Nuts for Cast Wheels

1/2" Nut for Most Manual Steering: P/N 712NUT
 5/8" Nut for Most Hydraulic Steering: P/N 758NUT
 12mm Nut for UFLEX Steering Systems: P/N 702NUT



Engraved Center Nuts

Builder logo engraved on stainless steel nuts



Center Caps

Stainless Steel Cap (for 150 & 170 Series): P/N CAPSLG
 Stainless Steel Cap (for 310 & 410 Series): P/N CAPSSM
 Black Plastic Cap (for 150 & 170 Series): P/N CAP2L
 Black Plastic Cap (for 310 & 410 Series): P/N CAP2S
 Snap-in Chrome Cap (cannot be engraved): P/N CAP0100
 Stainless Steel Cap (for Orion Sport 436): P/N CAP436SS



Engraved Center Caps Builder logo engraved on stainless steel caps

Stainless Steel Center Nuts for Evo Pro Wheels

1/2" Nut w/Black O-Ring: P/N CN100415
 5/8" Nut w/Black O-Ring: P/N CN100417
 12mm Nut w/Black O-Ring: P/N CN100418



Black Plastic Nut Cover
 w/Stainless Steel Band (Evo Pro): P/N100416



Counter Bored Black Plastic Cap

3 sizes available to adhere your logo
 1-7/16" P/N CC2L
 1-1/2" P/N CC3L
 1-3/4" P/N CC4L

Nut Driver
 for Cast Nuts
 P/N 700ND



POLYURETHANE WHEELS *by Stella*

Model 30

14" [360mm] diameter, black polyurethane, black or brushed spoke, and flexibility to customize wheel sectors, spoke inserts and center cap, 3/4" tapered hub or optional spline hub. Custom colors require a minimum commitment.



P/N PU301404-44

Black Polyurethane, Black Spoke, Chrome Trim, Highlights and Cap, 3/4" Tapered Hub



P/N PU303104-11

Black Polyurethane, Brushed Spoke, Black Trim, Highlights and Cap, 3/4" Tapered Hub



P/N PU3214F4-44

Black Polyurethane, Silver Satin Sectors, Black Spoke, Chrome Trim, Highlights and Cap, 3/4" Tapered Hub



P/N PU3234D4-44

Black Polyurethane, Greywood Sectors, Brushed Spoke, Chrome Trim, Highlights and Cap, 3/4" Tapered Hub

Model 40

14" [360mm] diameter, black polyurethane, customizable sectors and cap colors, 3/4" tapered hub or optional spline hub. Custom colors require a minimum commitment.



P/N PU400141

Black Polyurethane, Chrome Sectors, Black Spoke and Center Cap, 3/4" Tapered Hub



P/N PU400FF1

Black Polyurethane, Silver Satin Sectors and Center Cap, 3/4" Tapered Hub



P/N PU414BB1

Black Polyurethane, Royal Mahogany Matte Sectors and Center Cap, Chrome Spoke Inserts, 3/4" Tapered Hub



P/N PU414141

Black Polyurethane, Chrome Sectors and Spoke Inserts, Black Center Cap, 3/4" Tapered Hub

TORCELLO

The 14" [360mm] polyurethane Torcello wheels allow you to select your level of decoration to match your boat's décor and budget. Additional configurations are possible, including an optional spline hub. Contact us to discuss your customization needs.

Torcello 05 Series • Our most customizable, decorative polyurethane wheel

Features: 14" [360mm] black polyurethane, choice of spoke color (black, brushed or polished), choice of spoke trim (chrome or none), choice of cap (chrome scallop, matte silver or black plastic), choice of wheel sectors (stock: burl, matte silver or custom color: minimum quantity applies) and 3/4" tapered hub.



P/N PU051114-12

14" [360mm] black polyurethane, black spoke, chrome spoke trim, chrome rim trim, burl wheel sectors, chrome scallop cap and 3/4" tapered hub.



P/N PU0511C4-13

14" [360mm] diameter, black polyurethane, black spoke, silver sector inserts, matte silver rim trim, spoke inserts, scallop cap and 3/4" tapered hub.

Torcello 04 Series



P/N PU041144-12

14" [360mm] black polyurethane, black spoke, chrome spoke trim, chrome rim trim, chrome scallop cap and 3/4" tapered hub.



P/N PU043144-12

14" [360mm] black polyurethane, brushed spoke, chrome spoke trim, chrome rim trim, chrome scallop cap and 3/4" tapered hub.



P/N PU041144-02

14" [360mm] black polyurethane, black spoke, no spoke trim, chrome rim trim, chrome scallop cap and 3/4" tapered hub.



P/N PU045144-12

14" [360mm] black polyurethane, polished spoke, chrome spoke trim, chrome rim trim, chrome scallop cap and 3/4" tapered hub.

Torcello 03 Series



P/N PU031104-12

14" [360mm] black polyurethane, black spoke, chrome spoke trim, chrome scallop cap and 3/4" tapered hub.



P/N PU033104-01

14" [360mm] black polyurethane, brushed spoke, no spoke trim, black plastic cap and 3/4" tapered hub.



P/N PU031104-02

14" [360mm] black polyurethane, black spoke, no spoke trim, chrome scallop cap and 3/4" tapered hub.



P/N PU035104-01

14" [360mm] black polyurethane, polished spoke, no spoke trim, black plastic cap and 3/4" tapered hub.

Torcello Lite

Upgrade from a basic plastic marine steering wheel to this premium quality polyurethane version. The exceptional yet economical 13" [330mm] Torcello Lite provides a sure, solid command of the helm. This wheel features three satin silver or black anodized aluminum spokes with stylish cut-outs. The ergonomic grip is cowhide leather-textured black polyurethane with accent areas having the look of perforated leather. The black center cap can be upgraded to chrome ABS for an additional charge. It has a 3/4" tapered hub.



P/N PU063104-01

13" [330mm] black polyurethane, satin silver spoke, black plastic cap and 3/4" tapered hub



P/N PU061104-02

13" [330mm] black polyurethane, black spoke, chrome scallop cap (optional) and 3/4" tapered hub

Burano

The 14" [360mm] Burano features an all polyurethane grip with the look and feel of fine, hand-stitched leather, a durable and low maintenance stainless steel frame construction, unique polished, tubular spokes and customizable spoke inserts (minimum commitment required), 3/4" tapered hub or optional spline hub. Stock insert colors: Burl and Black Pearlwood, shown below.



P/N PU105111-04

14" [360mm] black polyurethane, stainless steel spoke, burl inserts, chrome ABS center cap, 3/4" tapered hub



P/N PU1051B1-04

14" [360mm] black polyurethane, stainless steel spoke, black pearlwood inserts, chrome ABS center cap, 3/4" tapered hub

Mazzorbo

The 14" [360mm] Mazzorbo features an all polyurethane grip, 316L cast stainless steel spokes and multi-faceted center cap with distinctive chrome trim ring, 3/4" tapered hub or optional spline hub. This wheel is perfect for runabouts, waterski and waterboard boats, premium pontoon boats and cruisers.



P/N PU205101-04

14" [360mm] black polyurethane, polished cast 316L SS spoke, multi-faceted center cap with chrome trim ring, 3/4" tapered hub

Folletto

The 14" [360mm] Folletto wheel features an all polyurethane grip, $\frac{3}{4}$ " tapered hub or optional spline hub, and plastic center cap.



P/N PU021101

Black polyurethane with black spoke and socket head cap screws



P/N PU025101

Black polyurethane with polished spoke and socket head cap screws. Shown with optional chrome scallop cap

Fantasy

The 13.5" [340 or 350mm] Fantasy wheel features an all polyurethane grip, $\frac{3}{4}$ " tapered hub or optional spline hub, and plastic center cap.



P/N PU013101

All black polyurethane with brushed spoke and socket head cap screws

Stella Wheel Accessories

Here is a sample of colors available to customize your Stella wheel. Custom colors are available with minimum commitment. Contact sales@schmittsteering.com for additional information and pricing.

Optional Screw Covers and Trim Caps



Silver



Burl



Carbon Black

Scallop Caps



Chrome Scallop Cap



Matte Silver Cap

Wheel Sectors

Matte Silver

Carbon Black

Burl

Silver



Black PU

Spokes

Brushed/Silver Anodize

High Polish

Black Anodize

Customer Photographs



P/N PU041144-12

Photo courtesy of:
Finval Boats/BoatLab
Ukraine

P/N 7161321FGK

Photo courtesy of:
Grady White Boats
North Carolina



P/N 7241321FGK

Photo courtesy of:
Monterey/Black Fin Boats
Florida



TRUMPET HORNS

All Stainless and Standard

All Stainless Steel Horns: 304 Stainless Steel inside & out including sealed sound unit • **Waterproof w/ drain hole** • No rust guaranteed for 5 years. US Patent # 6,349,142 • All meet ABYC A-23 for boats up to 12 meters • P/N 10012, 10028, 12428 meet ABYC A-23 for boats up to 20 meters • Pre-wired • Much louder than competitive models

Standard Horns: 304 Stainless Steel Housing, Diaphragm and Mounting Brackets • Meets ABYC A-23 for boats up to 12 meters • Pre-wired • Much louder than competitive models • Anti-rust warranty applies to S.S. components ONLY



Deluxe All Stainless Steel Single Trumpet

16-1/2"L x 4"W x 4-3/4"H. (42 x 10 x 11.5 cm)

Max. Amp Draw: 12V 4A, 24V 2A • Rating: 120 db @ 1 M • FF: 388 Hz ± 20

- 12V w/Drain Hole - P/N 10027
- 24V w/Drain Hole - P/N 12427

Single Standard Trumpet

16-1/2"L x 4"W x 4-1/2"H. (42 x 10 x 11.5 cm)

Max. Amp Draw: 4 Amps • Rating: 120 db @ 1 Meter • FF: 388 Hz ± 20

- 12V w/Drain Hole - P/N 10025



Drain Hole

Deluxe All Stainless Steel Dual Trumpet

18-1/2"L x 8"W x 5"H. (47 x 20.5 x 12.5 cm)

Max Amp Draw: 12V 8A, 24V 4A • Rating: 125 db @ 1 M • FF: 321 Hz ± 20

- 12V w/Drain Hole - P/N 10028
- 24V w/Drain Hole - P/N 12428

Dual Standard Trumpet

18-1/2"L x 8"W x 5"H. (47 x 20.5 x 12.5 cm)

Max Amp Draw: 8 Amps • Rating: 125 db @ 1 Meter • FF: 321 Hz ± 20

Meets ABYC A-23 for boats up to 20 meters

- 12V w/Drain Hole - P/N 10026



Horn Button, Momentary, Red

Fits most Dashboards • Rated up to 15 Amps

P/N 10000



MINI HORNS

All Stainless and Standard



All Stainless Steel Mini Compact Twin

3"L x 8"W x 1-3/4"H. (7.5 x 8 x 4.5 cm)

Max Amp Draw: 6 Amps • Rating: 112 db @ 1 Meter • FF: 403 Hz ± 20

• 12V - P/N 10002

Standard Mini Compact Twin

3"L x 3-1/4"W x 1-3/4"H. (7.5 x 8 x 4.5 cm)

Max Amp Draw: 6 Amps • Rating: 112 db @ 1 Meter • FF: 403 Hz ± 20

• 12V - P/N 10001

All Stainless Steel Mini Compact Single

3"L x 3-1/4"W x 1-3/4"H. (7.5 x 8 x 4.5 cm)

Max Amp Draw: 3 Amps • Rating: 105 db @ 1 Meter • FF: 321 Hz ± 20

• 12V - P/N 10036

Standard Mini Compact Single

3"L x 3-1/4"W x 1-3/4"H. (7.5 x 8 x 4.5 cm)

Max Amp Draw: 3 Amps • Rating: 105 db @ 1 Meter • FF: 410 Hz ± 20

• 12V - P/N 10035



All Stainless Steel Mini Drop-In Dual • 12 Volt High & Low Pitch

High Pitch & Low Pitch: 3"L x 3-1/4"W x 1-3/4"H. (7.5 x 8 x 4.5 cm)

Grill Dimension: 4-7/8" x 2-3/8" with 4" hole centers • Max Amp Draw: 6 Amps

Rating: 114 db @ 1 Meter Installed • FF: 410 Hz ± 20

• 12V - P/N 10055

All Stainless Steel Mini Drop-In Single • 12 Volt High & Low Pitch

3"L x 3-1/4"W x 1-3/4"H. (7.5 x 8 x 4.5 cm) • Grill Dimension: 4-7/8" x 2-3/8" with 4" hole centers • Max Amp Draw: 3 Amps • Rating: 106 db @ 1 Meter Installed • FF: 410 Hz ± 20

• Low pitch - P/N 10050 • High pitch - P/N 10051



All Stainless Steel Mini Hidden Compact Single

3"L x 3-1/4"W x 1-3/4"H. (7.5 x 8 x 4.5 cm)

Max Amp Draw: 3 Amps • Rating: 105 db @ 1 Meter • FF: 410 Hz ± 20

• 12V - P/N 11032

Standard Mini Hidden Compact Single

3"L x 3-1/4"W x 1-3/4"H. (7.5 x 8 x 4.5 cm)

Max Amp Draw: 3 Amps • Rating: 105 db @ 1 Meter • FF: 410 Hz ± 20

• 12V - P/N 11031

WINDSHIELD WIPER MOTORS, BLADES & ARMS

Motors, Controller



Heavy Duty Motor - Torque 18 N·m [13.3 ft·lb]

Black Powder Coated Housing • 304 SS Mtg. Hardware • 5/8" 316 SS Shaft • Chrome Plated Brass Shaft Housing • Adj. Sweep 40 - 110 Degree • Adj. Park Position Right or Left • 2 Speeds • Will Power up to a 24" Arm & 24" Blade • Limited 3 Year Warranty

1.5" Shaft: P/N 31991 - 12 Volt

P/N 31992 - 24 Volt

2.5" Shaft: P/N 30991 - 12 Volt

P/N 30992 - 24 Volt

3.5" Shaft: P/N 32991 - 12 Volt

P/N 33892 - 24 Volt

Heavy Duty Waterproof Wiper Motor - Torque 18 N·m [13.3 ft·lb]

5/8" 316 SS Shaft • Rigid Aluminum Housing • Adj Sweep 40-110 Degree • Adjustable Park Position Right or Left • 2 Speeds • Will Power Up To 24" Arm & 24" Blade • Limited 3 Year Warranty

1.5" Shaft: P/N 33611 - 18 N·m, 12 Volt

P/N 33612 - 18 N·m, 24 Volt

2.5" Shaft: P/N 33621 - 18 N·m, 12 Volt

P/N 33622 - 18 N·m, 24 Volt

3.5" Shaft: P/N 33631 - 18 N·m, 12 Volt

P/N 33632 - 18 N·m, 24 Volt



Standard Motor - Non-Waterproof Black

Powder Coated Aluminum Cover • 304 SS Mounting Plate, 3/8" Shaft and Hardware. Adjustable Sweep Angle 80° or 110° • Adjustable Park Position Right or Left • Will Power Up To 14" Arm & 14" Blade • 12 Volt • Limited 3 year warranty.

P/N 31001 - 12 Volt

Standard Motor - Waterproof White

Powder Coated Aluminum Cover • 304 SS Mounting Plate, 3/8" Shaft and Hardware. Adjustable Sweep Angle 80° or 110° • Adjustable Park Position Right or Left • Will Power Up To 14" Arm & 14" Blade • 12 Volt • Pre-wired • Limited 3 year warranty.

P/N 33001 - 12 Volt



Wiper Control System w/Switch

For 1 to 3 Motors, 12 - 24V, Max 5A/Motor • Fits Ongaro Motors • Rocker Switch Included With 3 Motors connected it runs the helm seat or all motors • Synchronized sweep • Interval • Slow speed • Fast speed • Washing system

P/N 32010 - 12V

P/N 32011 - 24V



Blades & Arms, Wiper Switch



Standard Wiper Motor Kits

Powder Coated Aluminum Cover • 304 SS Mtg. Plate, 3/8" Shaft & Mounting Hardware
• 80 or 110° Adj. Sweep • Will Power up to a 14" Arm & Blade • Limited 3 Year Warranty

Std Motor Kit w/11"-14" Arm & 11" Blade: P/N 31011

Std Motor Kit w/11"-14" Arm & 14" Blade: P/N 31014

Std Waterproof Motor Kit, 12V, 2.5" Shaft, Adjustable Arm & 11" Blade: P/N 33002

Std Waterproof Motor Kit, 12V, 2.5" Shaft, Adjustable Arm & 14" Blade: P/N 33003

Replacement Arm for Standard Motor • 11"-14" • 3/8" Shaft: P/N 33680



Deluxe Blades

Powder Coated • Natural Rubber Blade

• Packed w/2 Adapters to fit with Ongaro Deluxe Arms and most competitive arms.

11" P/N 33011

12" P/N 33012

14" P/N 33014

16" P/N 33016

18" P/N 33018

20" P/N 33020

22" P/N 33022

24" P/N 33024



Deluxe Arms

Black Powder Coated Stainless Steel • HD Stainless Steel Spring

• Easy to Install • Replaces most Competitive Arms • 5/8" Shaft

• Compatible with Ongaro Standard and Heavy Duty Motors

Adjustable Arm • 12"-18": P/N 33640

Adjustable Arm • 19"-24": P/N 33641

Adjustable J-Hook • 12"-18": P/N 33650

Adjustable J-Hook • 19"-24": P/N 33651

Adj J-Hook, Adj Tip • 12"-18": P/N 33660

Adj J-Hook, Adj Tip • 19"-24": P/N 33661

Parallel Arm • 12"-18": P/N 33670

Parallel Arm • 19"-24": P/N 33671

Heavy Duty Rocker Switch

2-Speed works with Ongaro and other Competitive Wiper Motors (3 Position Switch)

P/N 40400



ACCESSORIES

We are ready to help with the design of custom products tailored to your boat's styling. Steering Wheels, Bezels, Accent Pieces and Accessories are just a few of the items we can develop to coordinate your boats' appearance and set them apart from the competition. Contact us at 1-866-724-6488 or e-mail: sales@schmittsteering.com

Control Arms & Knobs

316 cast stainless shaft • Standard arms fit most Morse Twin SR • CH 5600 controls • Yacht arm fits most single lever side mount controls • 1-1/2" throttle and shift knobs fit Morse MY-3, MV-2, twin and single controls with 3/8"-24 threads • 1-7/8" throttle and shift control knobs fit Hynautic D-Dec/Sturdy controls • Throttle knobs are colored for sight and grooved for feel • Meets ABYC specifications • US Patent # 5,878,628



Control/Shift Arm Sets (housing unit not included)

Set of 2 w/Red Throttle Knob: P/N 50050

Set of 2 w/Gold Throttle Knob: P/N 50055

Control Knobs

Knob, Throttle • Gold 1-1/2" Dia, 3/8"-24 Thread: P/N 50025

Knob, Shift • 1-1/2" Dia, 3/8"-24 Thread: P/N 50030


Knob, Throttle • Red 1-1/2" Dia., 3/8"-24 Thread: P/N 50020



Knob, Throttle • Gold, 1-7/8" Dia, 3/8"-24 Thread: P/N 50048

Knob, Shift • 1-7/8" Dia, 3/8"-24 Thread: P/N 50040

Knob, Throttle • Red, 1-7/8" Dia, 3/8"-24 Thread: P/N 50044



50010



50015



50016

Arms

Arm, Standard • Fits Teleflex Morse Twin SR and CH56CC Controls: P/N 50010

Arm, Yacht • Fits most Single Lever Side Mount Controls: P/N 50015

Lever, Yacht Arm with Bow Thruster Button: P/N 50016

Grab Rails

Designed to last, our cast 316 stainless steel grab rail will add beauty and utility to your boat at a price point as attractive as the grab rails themselves. We will work with boat builders to custom color match for your interiors. (Minimum order quantities apply.)

Under Mount Grab Rail, Black

- Cast 316 Stainless Steel with engineered Santoprene™ grip insert
- Firm, safe, comfortable grasp • 9" length
- Under mounted with 1/4-20 screws (studs not included):

P/N GRB0101

Under Mount



Top Mount Grab Rail, Black

- Cast 316 Stainless Steel with engineered Santoprene™ grip insert
- Firm, safe, comfortable grasp • 9" length
- Top mounted with 1/4-20 screws (studs not included):

P/N GRB0201

Top Mount



Bezels



Bezel

Chrome Plated • ABS

2" P/N BEZ0200

3" P/N BEZ0300

5" P/N BEZ0500

Drink Holders, Stainless Steel



Drink Holder w/Drain & Plug (Aftermarket Pack)

Width: 4.25" including a 3/8" flange • Height: 3.5" Fits: 3.5" hole: **P/N 60002**

Drink Holder w/Flange Gasket (Aftermarket Pack)

Width: 3.5" including a 1/4" flange • Height: 2.75" Fits: 3" hole: **P/N 60012**

