

i6800 ELECTRONIC ENGINE CONTROL



i6800

Suitable for engines with mechanical shift and throttle.

Single or twin engine applications.

Inboard, IO and Outboard.

Supports up to three stations.

Integrated trolling mode.

Dual Engine Control Head



Universal trim
Trim feature integrated into the handle

Handle position

Handle position

Indicator lights
Modes of operation

Indicator lights
Modes of operation

Switch between stations

Single handle control for dual engines

Mode selection
Engine warm-up, Trolling mode

i6800 Control Heads


Available in single or twin handle with or without universal trim. Systems are supplied based on the number of engines to be controlled and for single station applications. When a second or third station is needed, the CANbus harness is the only necessary equipment, making connectivity simple. Additional stations can be added by selecting from the 'Additional Stations' list.

Control Head Styling

The i6800 control heads are ergonomically designed for maximum comfort and control. Available with or without universal trim switches, they each also include easily adjustable drag and detent adjustment pins to suit the operator's preference.

Applications

- Suitable for all engines with mechanical shift and mechanical throttle.
- Single or twin engine applications.
- Inboard, IO and Outboard.
- Supports up to three stations.



Style, Control and Functionality

The simple to install i6800 electronic control system replaces the existing mechanical control system. Why wrestle with your mechanical controls when you can have the benefits of electronic controls for a fraction of the cost of a new engine?

The smooth movement of the electronic controls enables much greater handling of the throttle and a fluid transition between gears. This translates into better control of the boat in all applications ranging from commercial, sport fishing, and sport yachts. You will find it hard to go back to mechanical controls after the smooth and reliable response you get from the i6800 electronic controls. Regardless of the type of engine and drive, i6800 can provide precise control and comfort for your boating application.

The ability to synchronize the engines and control cruise with one lever is incredibly useful. This feature enhances your boating experience by making it easier to control your boat regardless of the speed.

The i6800 electronic control system combines advanced electronics with over 50 years of mechanical engine control "know-how" into a system that's the perfect enhancement to nearly any boat/engine combination. SeaStar Solutions has led the way in electronic engine control technology, and has developed their work alongside world class engine manufacturers. The i6800 is not only rugged and reliable, but is suitable for all mechanical throttle/mechanical shift applications.

Control Your Boat, Your Depth, Your Success

The trolling mode is a unique feature that is built into the control system and does not require additional components. Imagine you are trolling and trying to find that perfect speed to catch that big fish. When placing the control into trolling mode by simply selecting the mode, you now have greater resolution of the throttle from 0-50%. You no longer have to fight the controls to be at that perfect speed with the i6800.

Single Engine Control Head



NOTES:

- Control cables ordered separately.
- Requires EST Display setup tool for configuration (EPSK1207).
- Additional CAN cable lengths are available.
- Compatible with Optimus 360, Contact SeaStar Solutions for Information on upgrading



Shift/Throttle Actuator

Trim Switch



Shift and Throttle Actuators

The i6800 actuators are not only powerful enough to manage the shift and throttle functions on the most extreme applications, they are also exceedingly responsive and robust. The actuators are linked to the control heads via a single 1/4" (6mm) CANbus cable making cable routing incredibly easy. In addition, the i6800 actuators have a mechanical back up "get home" feature which allows simple manual control should the need arise.

Optional Trim Switch

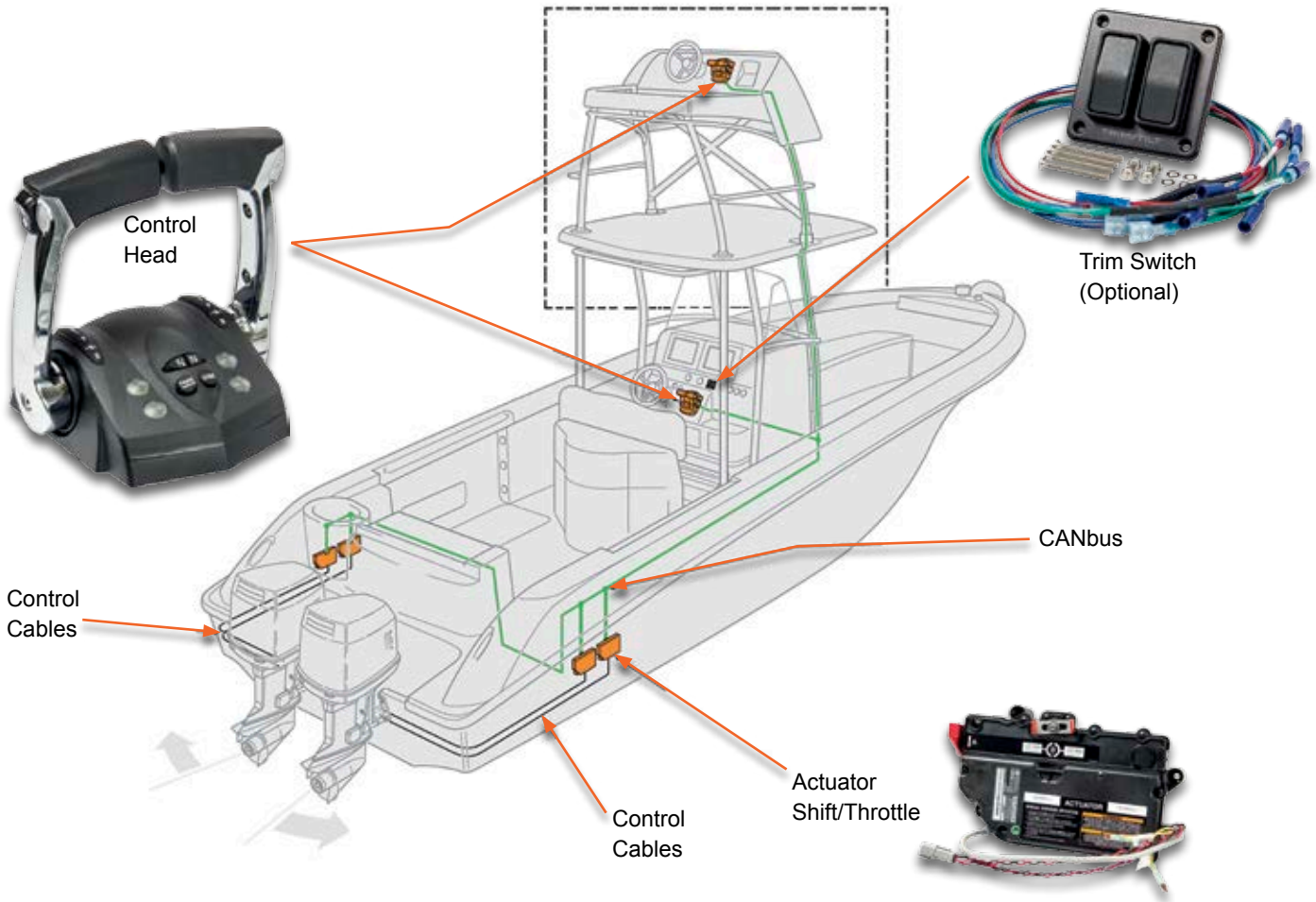
This will enable the engines to be trimmed individually when the situation calls for it.

Features

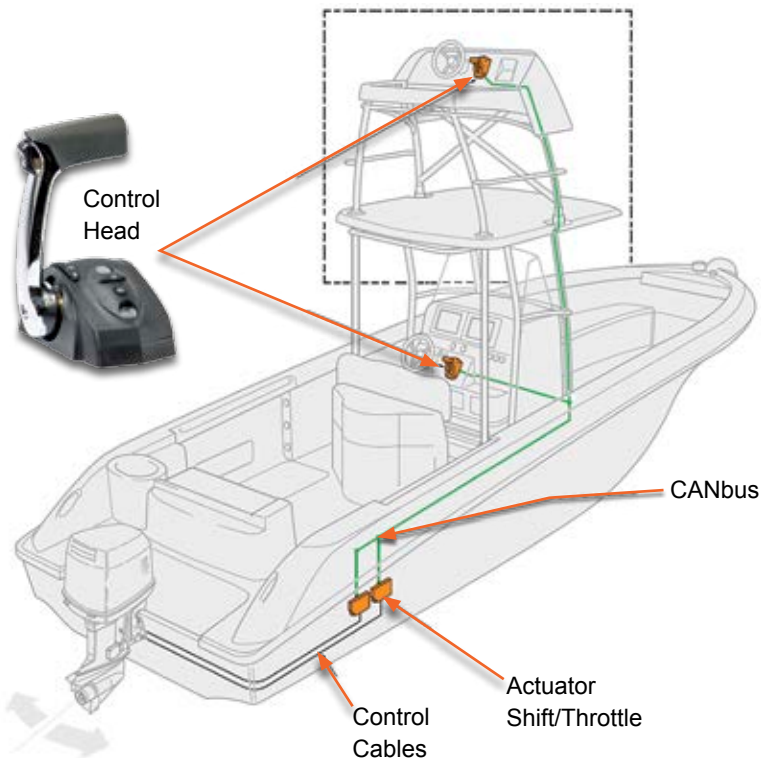
- Mechanical override "get home" feature
- Trolling mode
- Add a station kits available - total of 3 stations
- Meets: ABYC P-24, CE, EN 60945
- Neutral warm-up
- Dual engine RPM synchronization for single handle operation
- Incorporates neutral start protection
- Adjustable control lever drag and detent settings
- Works on 12v systems
- Programmable shift delay
- Comes with 30' of harness to connect actuators to control head
- Utilizes standard CCX633xx type control cables
- Xtreme type recommended
- Optional independent trim switches (HA5491)



Dual Engine



Single Engine



Order Information

Information Required to Specify a System

- Number of Engines (1 or 2)
- Number of Stations
- Independent Trim Switch Required (yes or no)
- Length of Control Cables

COMPLETE SYSTEMS		ADDITIONAL STATIONS
i6811	Single Engine	i6811A
i6851	Single Engine with Universal Trim	i6851A
i6812	Dual Engine	i6812A
i6852	Dual Engine with Universal Trim	i6852A
HA5491	Tilt/Trim Switch (Independent)	-