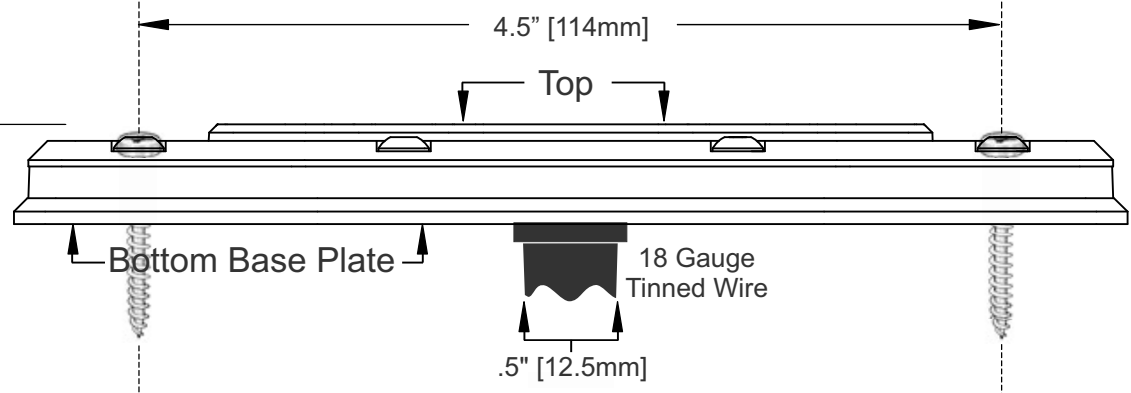
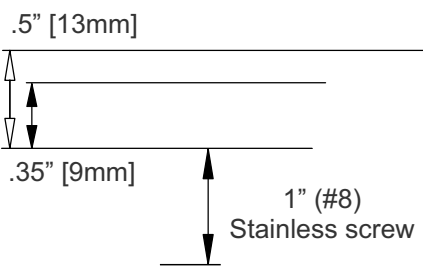


Top View

WARNING!
Do Not Use ACETONE
To Clean The
Polycarbonate Lens.
Use Alcohol
and Soft Cloth.

Height



Side View

1" [25mm]
316 Stainless
Phillips Head
Self-Tapping
Screws

PLEASE READ INSTRUCTIONS INSIDE TEMPLATE

TAPE
HERE

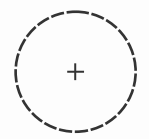
TAPE
HERE

DO NOT USE TEMPLATE
TO MARK SCREW HOLES

DO NOT USE TEMPLATE
TO MARK SCREW HOLES

FOR CENTER WIRE HOLE USE THE FOLLOWING:

1st - DRILL PILOT HOLE AT CENTER FOR THE WIRE, THEN USE 5/8" DRILL
ALL THE WAY THROUGH



SCM-4™
Typical Power Requirements
1.4 Amps@12v

2nd - RUN WIRE THROUGH THE HOLE AND MARK ONE MOUNTING HOLE LOCATION
3rd - FOLLOW STEPS ON FRONT OF SHEET FOR DRILLING MOUNTING HOLES

WHEN PRE-DRILLING SCREWS:
FIRST PRE-DRILL
CENTER HOLE AND RUN
WIRE. THEN MARK YOUR
SCREW HOLES WITH DRILL BIT
OR PENCIL WHILE USING
ACTUAL LIGHT HOUSING

WHEN PRE-DRILLING SCREWS:
FIRST PRE-DRILL
CENTER HOLE AND RUN
WIRE. THEN MARK YOUR
SCREW HOLES WITH DRILL BIT
OR PENCIL WHILE USING
ACTUAL LIGHT HOUSING

Scale 1:1 (If in doubt ask)

TAPE
HERE

TAPE
HERE