



C2 Compression Latch

Lever latch

- Low profile when latched
- Easy grip adjustment
- Push button actuation
- Optional Sealing

Material and Finish

Zinc alloy, powder coated or chrome plated and steel, zinc plated

Performance Details

Maximum static load: 200 N (45 lbf)

Sealing Notes

For sealed option, NEMA 4 / IP65 sealing is achieved by using the supplied flange gasket.

Installation Notes

* For door thickness greater than 5 (.20) calculate screw length using the following formula:

Door thickness + 12 (.47)

Accessories

Rubber Bumper:

Part Number: C2-25-301-82

(reduces min. and max. grip by 1.6 (0.06))



Keys

See page 90

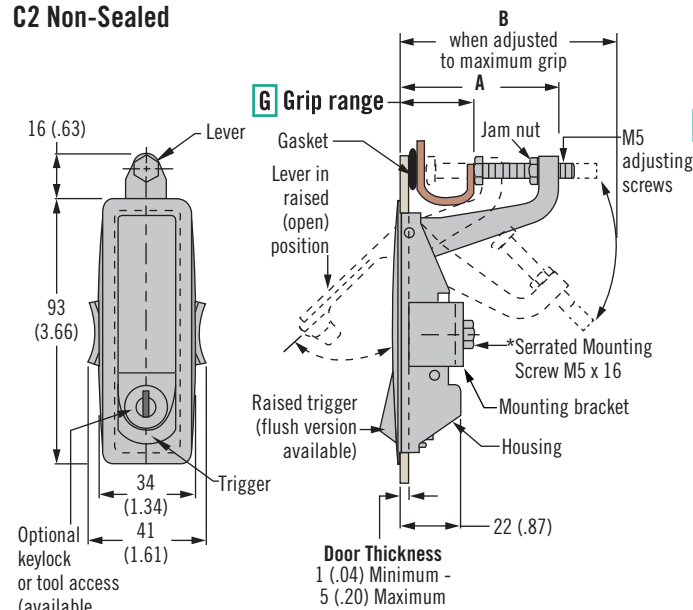
Part Number Selection

See table

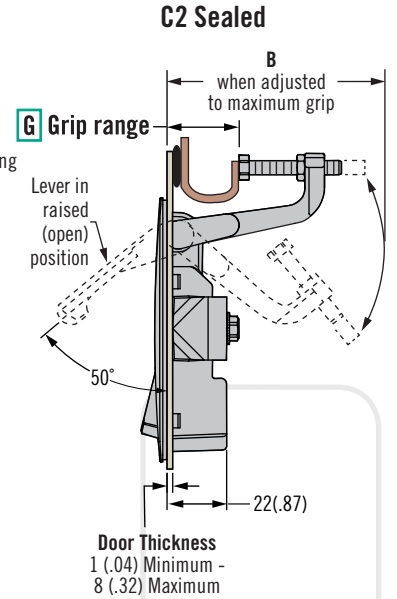
Notes

For lock core selection and a complete overview of the *SOUTHCO*[®] Key-Choice System see www.southco.com

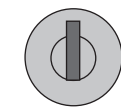
C2 Non-Sealed



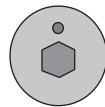
C2 Sealed



L Lock Styles



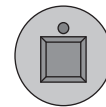
Key-locking keyed CH751



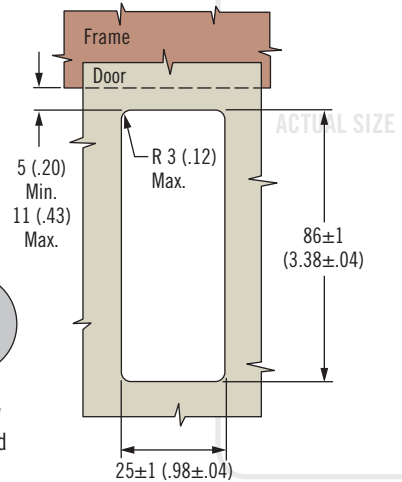
4 (.16) Hex recess



No. 2 Phillips recess



Railway Standard



L Lock style

- 1 Non-locking raised trigger
- 2 Key-locking raised trigger keyed CH751 (two flat keys supplied)
- 3 Flush trigger non-locking
- 4 4 (.16) Hex recess raised trigger
- 10 No. 2 Phillips raised trigger
- 13 Locking without lock core (see page 158 for lock core options)
- 14 Railway standard

F Finish

- 1 Textured chrome
- 5 Black powder coated

P Packaging option

- 3 Latches are sold layer packed. Omit for individually packaged latches.

C2 - S G - L F - P

S Sealing Option

- 3 Non-sealed
- 4 Sealed

G Grip Range	A	B
2	1 - 24 (.04 - .95)	35 (1.38) 63 (2.48)
3	23 - 46 (.91 - 1.81)	57 (2.24) 84 (3.31)

Dimensions in millimeters (inch) unless otherwise stated

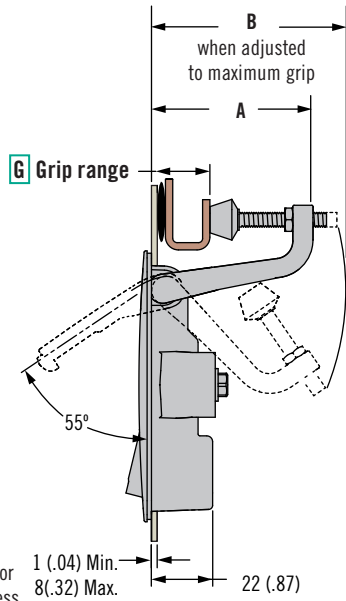
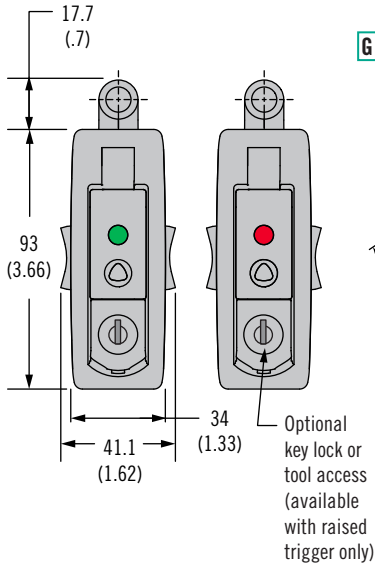
C2 Compression Latch

Lever latch · Access indicator of latch access

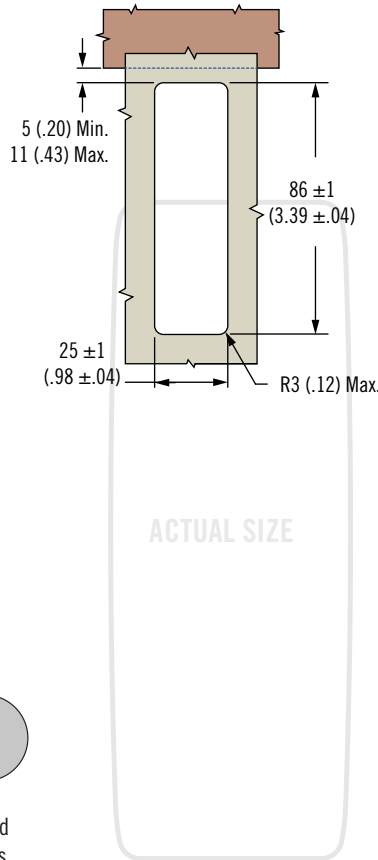


Visual Indicator

Green – Unaccessed
Red – Accessed (Operated)



Panel Preparation



- Feature indicates that latch has been accessed
- Easy grip adjustment
- Push button actuation
- Integrated bumper screw

Material and Finish

Zinc alloy, powder coated or chrome plated and steel, zinc plated

Performance Details

Maximum static load: 200 N (45 lbf)

Sealing Notes

NEMA 4 and IP65 enabled using supplied gasket.

Installation Notes

* For door thickness greater than 5 (.20) calculate screw length using the following formula:
Door thickness + 12 (.47)

Indicator Reset Key

Required to reset red indicator back to green

Part number: C2-26-301-05



L Lock Styles



Key-locking keyed CH751

4 (.16) Hex recess

No. 2 Phillips recess

Railway standard

Slotted recess

L Lock style

- 1 Non-locking raised trigger
- 2 Key-locking raised trigger keyed CH751 (two flat keys supplied)
- 3 Non-locking flush trigger
- 4 4 (.16) Hex recess raised trigger
- 10 No. 2 Phillips recess raised trigger
- 13 Locking without lock core raised trigger (see page 158 for lock core options)
- 14 Railway standard raised trigger
- 16 Slotted recess raised trigger

F Finish

- 1 Textured chrome
- 5 Black powder coated

P Packaging option

- 3 Latches are sold layer packed. Omit for individually packaged latches.

C2 - A4 **G** - **L** **F** - **P**

G Grip Range	A	B
2	1 - 18 (.04 - .71)	35 (1.38)
3	17 - 39 (.67 - 1.53)	57 (2.24)

Part Number Selection

See table

Make Safety Visible™
by Southco



Dimensions in millimeters (inch) unless otherwise stated

Looking for dependable boat cabin and galley? Rely on Southco for quality and long-lasting products.