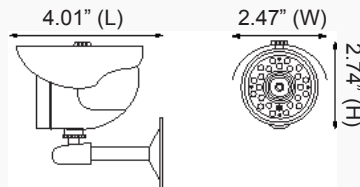


## HD-TVI 2MP Waterproof Marine Camera

**CVC627MT** 3.6mm fixed lens, white housing

### Features

- Full HD resolution over coax (HD-TVI)
- Full HD 1080p @ 30fps
- Great for marine applications
- Additional analog output for 960H
- Full OSD operation via UTC (TVI only)
- IP67 compliant, waterproof
- 12VDC / 24VAC dual voltage operation
- 5 year warranty



### Specifications

Image Sensor ..... 1/3" Progressive Scan CMOS, 2MP  
 Resolution..... 1920 x 1080  
 Minimum Illumination..... 0 lux (IR LEDs on)  
 Effective Pixels ..... 1984 (H) x 1105 (V)  
 Total Pixels ..... 2000 (H) x 1121 (V)  
 Number of IR LEDs ..... 24  
 IR Range ..... 65 ft. (depending on scene reflection)  
 Electronic Shutter ..... Auto / Manual (1/30 – 1/30,000 sec)  
 S/N Ratio ..... More than 50dB  
 Synchronization ..... Internal  
 Scanning System..... 2:1 Interlaced  
 Video Output..... 1Vp-p / 75 ohms  
 TV System ..... NTSC  
 Power Supply ..... 12VDC / 24VAC (power supply not included)  
 Power Consumption ..... 350mA (12VDC) / 300mA (24VAC)  
 Operating Temperature.. 14° F – 120° F  
 Unit Dimensions ..... 2.47" (W) x 2.74" (H) x 4.01" (L)  
 Unit Weight ..... 12 oz.  
 Cable ..... 10' of power/video cable included  
 Included in Package ..... Main unit, mounting screws, mounting bracket  
 Signal Distance..... Up to 1600 ft. (depending on coax quality)\*

### Optional Accessories



**PSW4**  
24VAC  
Power Supply



**PSW5**  
12VDC  
Power Supply



**TVIUTPPT**  
HD Video Transceiver  
with Pigtail (Balun)



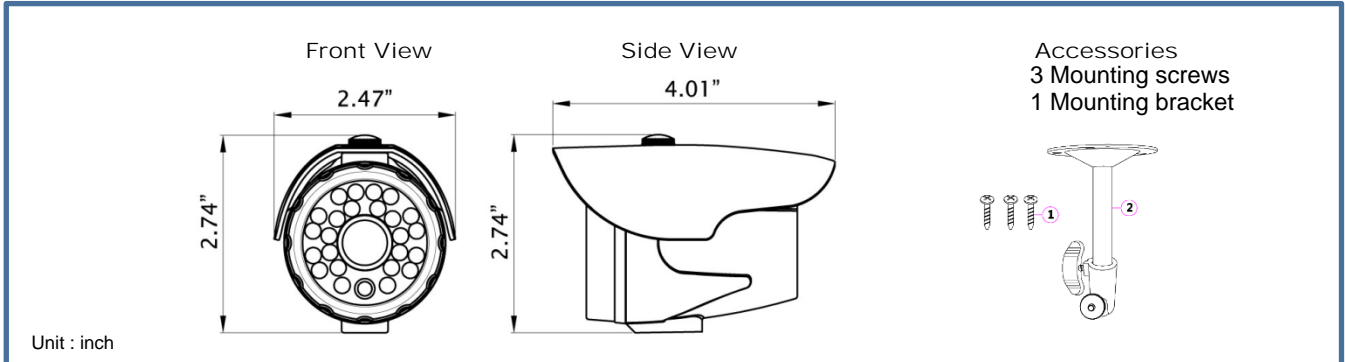
**TVIUTP**  
HD Video  
Transceiver

\*To preserve signal quality and distance, Speco Technologies recommends using coax with a 100% copper center conductor and at least 95% braided copper shield. Speco Technologies is constantly developing and improving products. We reserve the right to modify product design and specifications without notice and without incurring any obligation. Spec Rev. 7/6/17

HD-TVI Intense IR 1080p 2MP Outdoor Bullet Camera  
 For Waterproof Marine, UTC, 2BNC out for TVI & CVBS  
**CVC627MT** 3.6mm fixed lens, white housing



**DIMENSIONS**




**FEATURES**

- Full HD resolution over coax (HD-TVI)
- Supports up to Full HD 1080p @ 30fps
- Superior low-light performance
- True day/night operation – mechanical IR cut filter
- 24 IR LEDs (IR range 65')
- 3.6mm fixed lens
- Waterproof Marine applications
- 3-axis bracket for wall and ceiling mounting
- Full OSD operation through UTC (up the coax)
- Additional 960H analog output (BNC out in Yellow)
- Signal distance up to 1600 feet\*
- 12VDC / 24VAC Dual voltage operation
- IP67 compliant
- 5 year warranty

**SPECIFICATIONS**

Image Sensor..... 1/3" Progressive Scan CMOS, 2MP  
 Minimum Illumination..... 0.00 lux (IR LED on)  
 IR LED wavelength..... 850nm  
 Effective Pixels..... 1984 (H) x 1105 (V)  
 Total Pixels..... 2000 (H) x 1121 (V)  
 Scanning System..... Progressive  
 S/N Ratio..... More than 50dB  
 Output Resolution..... 1920x1080 @ 30fps  
 Video Output..... 1.0Vp-p / 75 Ohms  
 Electronic Shutter..... Auto / Manual (1/30 – 1/30,000 sec.)  
 Day / Night..... Auto / Color / BW / External  
 Test Monitor Output..... CVBS (BNC out in Yellow)  
 Communication..... UTC (up the coax)  
 Power..... 12VDC (power supply not included)  
 Power Consumption..... 12VDC, 350mA max.  
 Operating Temperature.... 14° F – 120° F  
 Unit Dimensions..... 4.01" (L) x 2.47" (Dia.)  
 Unit Weight..... 12 oz.  
 Certifications..... FCC, RoHS  
 Signal Distance..... Up to 1600 feet  
 (depending on coax quality)\*

**OSD MENU TREE (through UTC)**



**OSD MENU Details**

**※ OSD Menu available only when using TVI output.  
 Not available in standard analog mode.**

**IRIS : Controls various settings related to the lens.**  
 ELC (Electronic Light Control) : Used with manual lens only, stay with this mode for this item.

**EXPOSURE : Adjusts exposure settings.**  
 BRIGHTNESS : Adjusts image brightness. (0~ 20)  
 SHUTTER : Auto / Manual Shutter can be selectable  
 - AUTO : Shutter can be selectable automatically.  
 - FLICKER(Flicker Less) : Selects this when picture flickering. The picture flickering can be caused by a clash with the frequency of the installed lighting.  
 - Manual : Controls the shutter speed manually from 1/30 ~1/30000  
 SENS-UP : Sets the desired multiple of the digital exposure length.  
 (OFF/x2 ~ x32)  
 AGC(Auto Gain Control): Adjusts the AGC level. (0~10)

HD-TVI Intense IR 1080p 2MP Outdoor Bullet Camera  
For Waterproof Marine, UTC, 2BNC out for TVI & CVBS  
CVC627MT 3.6mm fixed lens, white housing



## OSD MENU Details

### BACKLIGHT : Adjusts backlight options.

WDR : WDR illuminates darker areas of an image while retaining the same light level for brighter areas to even out the overall brightness of images with high contrast between bright and dark area  
- Adjusts the WDR Weight (LOW/MIDDLE/HIGH)

\* CVBS out cannot adjust this function.

BLC : Produces a clearer image of an object darkened by strong backlighting.

- H-POS : Adjusts the horizontal position(0~20)

- V-POS : Adjusts the Vertical position(0~20)

- H-SIZE : Adjusts the horizontal block size (0~20)

- V-SIZE : Adjusts the vertical block size (0~20)

HLC : Uses to contain extremely bright areas such as from car headlight, the light can be masked out much of the on-screen details.

### DAY / NIGHT : Adjust Day / Night options.

COLOR : Always Color mode.

B/W : Always B/W mode.

- ANTI-SAT. : Adjusts the Anti Saturation level (0~20)

EXT : This mode allows you to apply a desired filter to external signals.

- ANTI-SAT. : Adjusts the Anti Saturation level (0~20)

- EXTERN S/W : Selected at manufacturer side

- D → N LEVEL (0~20) : Selected at manufacturer side

- N → D LEVEL (0~20) : Selected at manufacturer side

- DELAY : Adjusts the changing delay time (LOW/MIDDLE/HIGH)

AUTO : please do not use this function.

- ANTI-SAT. : Adjusts the Anti Saturation level (0~20)

- AGC THRES : Adjusts AGC THRES (0~20)

- AGC MARGIN : Adjusts AGC margin (0~20)

- DELAY : Adjusts the changing delay time (LOW/MIDDLE/HIGH)

### COLOR : Adjusts white balancing options.

AWB : it goes to optimized color level automatically.

COLOR GAIN : Sets the desired Color Gain value (0~20)

MAIN OUTPUT : ANALOG OUT (stay as it is)

ANALOG OUT : TVI (stay as it is)

**DNR** : Uses to reduce the background noise in a low luminance environment with 2D + 3D filtering system.

- Adjusts the DNR level (LOW/MIDDLE/HIGH)

### IMAGE : Adjusts various image options.

SHARPNESS: Adjusts sharpness level. Increasing this value, the picture outline becomes stronger and clear. (0~10)

GAMMA : Sets the desired Gamma value. (0.45 ~ 0.75)

MIRROR : Change the video direction horizontally.

FLIP: Change the video direction perpendicularly.

ACE (D-WDR) : Uses a digital wide dynamic range to balance dark and over saturated areas within the image.

DEFOG : Activated this mode when the video or the weather is foggy.

PRIVACY : Used to hide regions of the image.

- ZONE NUM : Selects the zone number up 15.

- ZONE DISP : Selects desired zone with ON or OFF

- H-POS : Adjusts the horizontal position(0~60)

- V-POS : Adjusts the vertical position(0~40)

- H-SIZE : Adjusts the horizontal size(0~40)

- V-SIZE : Adjusts the vertical size(0~40)

- Y-LEVEL : Adjusts the yellow color level (0~20)

- CR LEVEL : Adjusts the red color level (0~20)

- CB LEVEL : Adjusts the blue color level (0~20)

### MOTION : Adjust motion detection settings.

- SENSITIVITY : Sets the desired of "Motion" (0~20)

- WINDOW TONE : Adjusts the window tone value (0~60)

- WINDOW USE : Adjusts the window setting size (0~3)

- WINDOW ZONE : activate or deactivate motion window

- DET H-POS : Adjusts the horizontal position(0~60)

- DET V-POS : Adjusts the vertical position(0~40)

- DET H-SIZE : Adjusts the horizontal size(0~60)

- DET V-SIZE : Adjusts the vertical size(0~40)

- ALARM : Select Alarm between ON of OFF

### SYSTEM : Adjusts various camera system options.

OUTPUT

FRAME RATE: Select the frame rate 30fps/60fps according to the video output mode.

FREQ

COM.

- CAM ID : Sets the camera ID for the RS-485 (0~255)

- BAUD RATE : Sets the baud rate for the RS-485 (2400~115200).

IMAGE RANGE

COLOR SPACE

COLOR BAR : Manufacturer's option

LANGUAGE : Sets the desired OSD language

CAMERA TITLE

RESET: Press with long to reset all settings to factory defaults.