


# Marine

## Application & Illustrated Parts Guide

*For Inboard, Outboard & Stern Drive Engines*



**STANDARD**<sup>®</sup>

# TABLE OF CONTENTS

Catalog No. STM-09  
Supersedes STM-05

<b>CONTENTS</b>	<b>PAGE</b>
Application Index (1980 & Up) .....	I thru II
Application Index (1979 & Older) .....	III thru V
Inboard .....	III – IV
Outboard .....	IV
Carburetor Parts .....	IV – V
Magneto Parts .....	V
Model to Make Index .....	VII thru XI
Make to Model Index .....	XII thru XIII
Illustrated Parts Numerical Index .....	XIV thru XV
Application Guide (1980 & Up) .....	1 thru 60
Application Guide (1979 & Older) .....	61 thru 141
Illustrated Parts Guide .....	142 thru 149
Universal Parts Guide .....	150 thru 157
Trailer Connectors .....	E1 thru E8
Pole Connectors .....	E8 thru E11
Adapters & Power Adapters .....	E11 thru E12
Electronic Brake Controls .....	E13
Trailer Connector Converters .....	E14
Wire Connectors .....	E14 thru E16
Trailer Connector Brackets .....	E17
Trailer Cables .....	E18
Primary Wire & Accessories .....	E19 thru E32
Multi Battery Isolators .....	E34
Bulk Battery Cables .....	E35
Welding Cable & Solder Slugs .....	E36
Battery Terminals & Accessories .....	E37 thru E41
Heat Shrink Guns & Assortments .....	E42
O.E. / Competitor Interchange .....	E43

# APPLICATION INDEX (For 1980 & Up)

## Evinrude Marine

CONTACT SET (POINTS).....	1
IGNITION COIL.....	1
STARTER SOLENOID.....	1

## Honda Marine

CAMSHAFT SENSOR.....	2
CRANKSHAFT SENSOR.....	2
IGNITION COIL.....	2
KNOCK (DETONATION) SENSOR.....	2
MAP SENSOR.....	3
THROTTLE POSITION SENSOR (TPS).....	3

## Johnson Marine

IGNITION COIL.....	3-4
STARTER SOLENOID.....	4

## Marine Power Systems

CONTACT SET (POINTS).....	4
DISTRIBUTOR CAP.....	5
DISTRIBUTOR CONDENSER.....	5
DISTRIBUTOR ROTOR.....	5

## Mariner Marine

KNOCK (DETONATION) SENSOR.....	5
STARTER SOLENOID.....	6

## Mercuriser Marine

AIR CHARGE TEMPERATURE SENSOR.....	6
CAMSHAFT SENSOR.....	6
CONTACT SET (POINTS).....	6
COOLANT TEMPERATURE SENSOR.....	7
CRANKSHAFT SENSOR.....	8
DISTRIBUTOR CAP.....	8-10
DISTRIBUTOR RELUCTOR.....	10-11
DISTRIBUTOR ROTOR.....	11-13
FUEL INJECTOR.....	13
FUEL PRESSURE REGULATOR.....	14
IDLE SPEED CONTROL MOTOR.....	14-15
IGNITION COIL.....	15-16
IGNITION CONTROL MODULE.....	16
KNOCK (DETONATION) SENSOR.....	17-18
MAP SENSOR.....	18-19
OIL PRESSURE GAUGE SWITCH.....	19-21
SPARK PLUG WIRE SET.....	21-24
STARTER RELAY.....	24
STARTER SOLENOID.....	24
THROTTLE POSITION SENSOR (TPS).....	25

## Mercury Marine

KNOCK (DETONATION) SENSOR.....	26
--------------------------------	----

## OMC Marine

CONTACT SET (POINTS).....	26
COOLANT TEMPERATURE SENSOR.....	26-28
DISTRIBUTOR CAP.....	29-30
DISTRIBUTOR RELUCTOR.....	30
DISTRIBUTOR ROTOR.....	31-32
FUEL INJECTOR.....	32
IDLE SPEED CONTROL MOTOR.....	32
IGNITION COIL.....	32-33
IGNITION CONTROL MODULE.....	33
KNOCK (DETONATION) SENSOR.....	34
MAP SENSOR.....	34
OIL PRESSURE GAUGE SWITCH.....	34-36
OIL PRESSURE LIGHT SWITCH.....	36
SPARK PLUG WIRE SET.....	36-38
STARTER SOLENOID.....	39
THROTTLE POSITION SENSOR (TPS).....	39

## Suzuki Marine

FUEL INJECTOR.....	39
IDLE SPEED CONTROL MOTOR.....	39
MAP SENSOR.....	39
STARTER RELAY.....	40

## Volvo Penta Marine

CAMSHAFT SENSOR.....	40
CONTACT SET (POINTS).....	40
COOLANT TEMPERATURE SENSOR.....	40-44
CRANKSHAFT SENSOR.....	44
DISTRIBUTOR CAP.....	44-46
DISTRIBUTOR PICK-UP ASSY.....	46
DISTRIBUTOR RELUCTOR.....	46-47
DISTRIBUTOR ROTOR.....	47-49
EXHAUST GAS TEMPERATURE SENSOR.....	49
FUEL INJECTOR.....	49-50
IDLE SPEED CONTROL MOTOR.....	50
IGNITION COIL.....	51-52
IGNITION CONTROL MODULE.....	52
KNOCK (DETONATION) SENSOR.....	53
MAP SENSOR.....	53-54
OIL PRESSURE GAUGE SWITCH.....	54-56
OIL PRESSURE LIGHT SWITCH.....	56-57
SPARK PLUG WIRE SET.....	57-59
STARTER SOLENOID.....	59

**APPLICATION INDEX (For 1980 & Up) [Cont'd]**

**Volvo Penta Marine (Cont'd)**

THROTTLE POSITION SENSOR (TPS)..... 59-60

# APPLICATION INDEX (For 1979 & Older)

## ACADIA GAS ENGINE (CANADA)

Distributor Parts	61
Ignition Coil	61
Charging System Parts	61
Starter System Parts	61

## AEROJET

Distributor Parts	61
Ignition Coil	61
Charging System Parts	61
Starter System Parts	62

## ALLIS CHALMERS ENGINES

Charging System Parts	62
Starter System Parts	62

## ARNOLT

Distributor Parts	62
Ignition Coil	62
Charging System Parts	62
Starter System Parts	62

## ATLAS

Distributor Parts	63
Ignition Coil	63
Charging System Parts	63
Starter System Parts	63

## BOAT ENGINES INC.

Distributor Parts	63
Charging System Parts	63
Starter System Parts	63

## BRENNAN

Distributor Parts	63
Ignition Coil	64
Charging System Parts	64

## BUCHANAN

Distributor Parts	64
Ignition Coil	64
Charging System Parts	64
Starter System Parts	64

## BUFFALO

Distributor Parts	65
Ignition Coil	65

## CATERPILLAR

Charging System Parts	65
Starter System Parts	65

## CHEVROLET MARINE ENGINES

Distributor Parts	66
-------------------	----

## CHRIS-CRAFT

Distributor Parts	66
Ignition Coils & Resistors	66
Charging System Parts	66-67
Starter System Parts	67-68

## CHRYSLER I/O

Distributor Parts-Electronic Ign.	68
Distributor Parts-Breaker Point Ign	68
Ignition Coils & Resistors	68
Charging System Parts	68-69
Starter Drive Or Clutch	69
Starter System Parts	69-70

## CRUSADER (THERMO ELECTRON)

Distributor Parts	70
Ignition Coils & Resistors	70
Charging System Parts	70
Starter System Parts	70

## DEARBORN (EATON MARINE)

Distributor Parts	71
Ignition Coils & Resistors	71
Charging System Parts	71
Starter System Parts	71

## EAST HOPE

Distributor Parts	71
Ignition Coil	71
Charging System Parts	71
Starter System Parts	72

## FAGEOL

Distributor Parts	72
Ignition Coils & Resistors	72
Charging System Parts	72
Starter System Parts	72

## FALCON

Distributor Parts	72
Ignition Coil	72
Charging System Parts	73
Starter System Parts	73

## FLAGSHIP MARINE (OWENS)

Distributor Parts	73
Ignition Coils & Resistors	73
Charging System Parts	73-74
Starter System Parts	74

## FORD MARINE ENGINES

Distributor Parts	74
Ignition Coil	74

## GRAY MARINE (TELEDYNE)

Distributor Parts	74-76
Ignition Coil	76
Charging System Parts	76-77
Starter System Parts	77-78

## HALLETT (ENGINE)

Starter System Parts	78
----------------------	----

## HARMAN ENGINE

Starter System Parts	78
----------------------	----

## HERCULES MOTOR CORP.

Distributor Parts	78
-------------------	----

## INDMAR PRODUCTS

Distributor Parts	78
Starter System Parts	79

## INTERNATIONAL HARVESTER

Distributor Parts	79
Ignition Coil	79
Charging System Parts	79
Starter System Parts	79

## KERMATH

Distributor Parts	79-80
-------------------	-------

## KERMATH (Cont'd)

Ignition Coil	80
Charging System Parts	80

## LATHROP MARINE

Distributor Parts	81
Charging System Parts	81
Starter System Parts	81

## MALLORY

Distributor Parts	81-82
-------------------	-------

## MARINE POWER SYSTEMS

Distributor Parts	83
Ignition Coils & Resistors	83
Starter System Parts	83

## MERCURISER (MERCURY MARINE)

Distributor Parts-Electronic Ign.	83
Distributor Parts-Breaker Point Ign	83-85
Charging System Parts - Delco Remy	85
Charging Sys. Parts-Mando/Motorola	85-86
Starter Solenoid	86-87
Starter System Parts	87
Trim/Tilt Solenoid	87-88

## MICHIGAN

Distributor Parts	88
Ignition Coil	88
Charging System Parts	88
Starter System Parts	88

## MITSUBISHI MARINE

Distributor Parts	88
Charging System Parts	88

## MURPHY DIESEL

Charging System Parts	89
-----------------------	----

## NORDBERG

Distributor Parts	89
Charging System Parts	89
Ignition Coil	89
Starter System Parts	89

## NORSEMAN MARINE

Distributor Parts	89
Charging System Parts	89
Ignition Coil	90
Starter System Parts	90

## NOVO

Distributor Parts	90
Charging System Parts	90
Ignition Coil	90
Starter System Parts	90

## OLDSMOBILE MARINE ENGINES

Distributor Parts	90
-------------------	----

## O.M.C. - INBOARD/OUTBOARD

Distributor Parts	90-91
Ignition Coil & Misc. Parts	91
Charging System Parts	91
Starter System Parts	92
Power Trim Relay	92

## ONAN PRODUCTS

Distributor Parts	92
-------------------	----

(continued on next column)

# APPLICATION INDEX (For 1979 & Older) [Cont'd]

## **PACEMAKER**

Distributor Parts ..... 93

## **PALMER MARINE**

Distributor Parts ..... 93  
Charging System Parts ..... 93  
Starter System Parts ..... 94

## **PLEASURECRAFT**

Distributor Parts ..... 94  
Ignition Coils & Resistors ..... 94  
Charging System Parts ..... 94  
Starter System Parts ..... 95

## **PRESTOLITE**

Distributor Parts ..... 95-98

## **RED WING**

Distributor Parts ..... 98  
Ignition Coil ..... 98  
Charging System Parts ..... 98  
Starter System Parts ..... 98

## **SCRIPPS**

Distributor Parts ..... 98-99  
Ignition Coil ..... 99  
Charging System Parts ..... 99  
Starter System Parts ..... 99

## **STAR**

Distributor Parts ..... 99-100  
Ignition Coil ..... 100  
Charging System Parts ..... 100  
Starter System Parts ..... 100

## **THERMO-ELECTRON**

Distributor Parts ..... 100

## **THOROBRED**

Distributor Parts ..... 100  
Charging System Parts ..... 101  
Starter System Parts ..... 101

## **U.S. MOTORS**

Distributor Parts ..... 101  
Ignition Coil ..... 101  
Charging System Parts ..... 101  
Starter System Parts ..... 101

## **UNIVERSAL MARINE**

Distributor Parts ..... 101-102  
Ignition Coils ..... 102  
Charging System Parts ..... 102-103  
Starter System Parts ..... 103

## **VISIONEERING**

Distributor Parts ..... 103  
Ignition Coil ..... 103  
Charging System Parts ..... 104  
Starter System Parts ..... 104

## **VOLVO PENTA**

Distributor Parts ..... 104-105  
Ignition Coils & Resistors ..... 105  
Charging System Parts ..... 105  
Starter System Parts ..... 105  
Power Trim Relay ..... 105

## **WAUKESHA ENGINES**

Distributor Parts ..... 105-106  
Ignition Coils & Resistors ..... 106  
Charging System Parts ..... 106  
Starter System Parts ..... 106

## **WISCONSIN ENGINES**

Distributor Parts ..... 106-107  
Ignition Coil ..... 107  
Charging System Parts ..... 107  
Starter System Parts ..... 107-108

## **AIRBOATS INC. (AIRBOY)**

Distributor Parts ..... 108

## **AMC "SABRE"**

Distributor Parts ..... 108

## **ATLAS "ROYAL"**

Distributor Parts ..... 108

## **CAL-JET**

Distributor Parts ..... 108

## **CHRYSLER/FORCE/U.S. MARINE**

Distributor Parts-Breaker Point Ign. .... 108-110  
Starting System Parts ..... 110

## **CLINTIN**

Distributor Parts ..... 110

## **COMANCO INC.**

Distributor Parts ..... 110

## **COMMODORE**

Distributor Parts ..... 111

## **ELGIN (SEARS OUTBOARDS)**

Distributor Parts ..... 111

## **ESKA**

Distributor Parts ..... 111

## **EVINRUDE/JOHNSON (O.M.C.)**

Distributor Parts-Electronic Ign. .... 111  
Distributor Parts-Breaker Point Ign. .... 111-112  
Ignition Coils & Resistors ..... 112  
Charging System Parts ..... 112  
Solenoid Switches/Relays ..... 113  
Ignition Switch ..... 113

## **FIRESTONE**

Distributor Parts ..... 113

## **FISHER-PIERCE (HOMELITE)**

Distributor Parts ..... 113

## **GALE "BUCCANEER"**

Distributor Parts ..... 113-114  
Ignition Coils & Resistors ..... 114

## **GOODRICH "SEA FLYER"**

Distributor Parts ..... 114

## **HIAWATHA (GAMBLE SKOGMO)**

Distributor Parts ..... 114

## **J.C. PENNY**

Distributor Parts ..... 114

## **MERCURY**

Distributor Parts-Electronic Ign. .... 114-115  
Distributor Parts ..... 115-116  
Solenoid Switches/Relays ..... 117-118

## **MCCULLOCH**

Distributor Parts ..... 118

## **MONTGOMERY**

## **WARD-SEA KING**

Distributor Parts ..... 118  
Ignition Coils ..... 119

## **SEA BEE (GOODYEAR)**

Distributor Parts ..... 119

## **SEAPACER CORP.**

Distributor Parts ..... 119

## **SPIEGEL "BROOKLURE"**

Distributor Parts ..... 119

## **WIZARD**

Distributor Parts ..... 119

## **AERO MARINE**

Carburetor Parts ..... 119

## **AEROCEANIC**

Carburetor Parts ..... 119

## **AQUANAUTICS**

Carburetor Parts ..... 120

## **CHRIS-CRAFT**

Carburetor Parts ..... 120

## **CHRYSLER I/O**

Carburetor Parts ..... 120-121

## **CHRYSLER/FORCE/U.S. MARINE**

Carburetor Parts ..... 121-122

## **CRUSADER (THERMO ELECTRON)**

Carburetor Parts ..... 122

## **DAYTONA MARINE**

Carburetor Parts ..... 123

## **DEARBORN (EATON MARINE)**

Carburetor Parts ..... 123

## **EVINRUDE/JOHNSON (O.M.C.)**

Carburetor Parts ..... 123

## **FLAGSHIP MARINE (OWENS)**

Carburetor Parts ..... 123-124

## **FORD MARINE ENGINES**

Carburetor Parts ..... 124

## **GRAY MARINE (TELEDYNE)**

Carburetor Parts ..... 124

## **GRUMMAN ALLIED MARINE**

Carburetor Parts ..... 125

## **INBOARD MARINE**

Carburetor Parts ..... 125

**LATHROP MARINE**

Carburetor Parts .....125

**MERCURY MARINE  
(INBOARD)**

Carburetor Parts .....125-128

**MERCURY MARINE  
(OUTBOARD)**

Carburetor Parts .....128

**MONTGOMERY  
WARD-SEA KING**

Carburetor Parts .....128-129

**OLDSMOBILE MARINE  
ENGINES**

Carburetor Parts .....129

**EVINRUDE/JOHNSON  
(O.M.C.)**

Carburetor Parts .....129-130

**PALMER MARINE**

Carburetor Parts .....130

**PLEASURECRAFT**

Carburetor Parts .....130-131

**REVLEY CORP. MARINE**

Carburetor Parts .....131

**SALMON STILES CORP.**

Carburetor Parts .....131

**UNIVERSAL MARINE**

Carburetor Parts .....132

**VOLVO PENTA**

Carburetor Parts .....132

**BOSCH-AMERICAN**

Magneto Parts .....132

**FAIRBANKS-MORSE**

Magneto Parts .....132-136

**PHELON (REPCO)**

Magneto Parts .....136-137

**TECUMSEH-MODEL TO  
FLYWHEEL**

Magneto Parts .....137-138

**TECUMSEH-FLYWHEEL TO  
MAGNETO**

Magneto Parts .....138-139

**WICO**

Magneto Parts .....139-141

**Note:**

**Inboard .....Acadia Gas Engine - Wisconsin Engines ...Page: III thru IV**  
**Outboard .....Airboats Inc. - Wizard .....Page: IV**  
**Carburetor Parts ...Aero Marine - Volvo Penta .....Page: IV thru V**  
**Magneto Parts .....Bosch-America - Wico .....Page: V**

# MODEL TO MAKE INDEX

1.25 hp Junior	Evinrude Marine	175 hp EFI Four Stroke	Suzuki Marine
1.6L Sea Drive	OMC Marine	175 hp EFI Offshore	Mercury Marine
1.8L Sea Drive	OMC Marine	175 hp EFI Saltwater	Mercury Marine
100 hp	Johnson Marine	175 hp Optimax	Mercury Marine
100 hp Commercial	Johnson Marine	175 hp Optimax Saltwater	Mercury Marine
100 hp GT	Johnson Marine	2 hp	Honda Marine
100 hp WorkMaster	Johnson Marine	2.1L 110 hp AQ125A	Volvo Penta Marine
100 hp XP	Johnson Marine	2.1L 120 hp AQ125B	Volvo Penta Marine
105 Jet	Evinrude Marine	2.1L 125 hp AQ140	Volvo Penta Marine
105 Jet	Johnson Marine	2.3L 110 hp 230	Volvo Penta Marine
105 hp Jet	Honda Marine	2.3L 110 hp AQ131	Volvo Penta Marine
110 hp	Evinrude Marine	2.3L 115 hp TKO Cobra	OMC Marine
110 hp	Johnson Marine	2.3L 120 hp TKO Cobra	OMC Marine
115 hp	Honda Marine	2.3L 128 hp TKO Cobra	OMC Marine
115 hp	Johnson Marine	2.3L 138 hp AQ145A	Volvo Penta Marine
115 hp FastStrike	Johnson Marine	2.3L 139 hp AQ145B	Volvo Penta Marine
115 hp Four Stroke EFI	Johnson Marine	2.5 hp	Evinrude Marine
115 hp OceanPro	Johnson Marine	2.5 hp Excel	Evinrude Marine
115 hp OceanRunner	Johnson Marine	2.5L 120 hp	OMC Marine
115 hp Power Thrust	Honda Marine	2.5L 120 hp Cobra	OMC Marine
120 hp	Johnson Marine	2.5L 120hp	Mercuriser Marine
120 hp OceanRunner	Johnson Marine	2.5L 135 hp 250	Volvo Penta Marine
130 hp	Honda Marine	2.5L 135 hp AQ151	Volvo Penta Marine
135 hp	Honda Marine	2.5L 150 hp 251	Volvo Penta Marine
135 hp 1.7L Verado	Mercury Marine	2.5L 150 hp AQ171	Volvo Penta Marine
135 hp Optimax	Mercury Marine	2.5L Sea Drive	OMC Marine
135 hp Optimax BlueWater	Mercury Marine	2.6L Sea Drive	OMC Marine
135 hp Optimax Offshore	Mercury Marine	2.7L Sea Drive	OMC Marine
135 hp Optimax Saltwater	Mercury Marine	200 hp	Honda Marine
140 hp EFI Four Stroke	Suzuki Marine	200 hp EFI Four Stroke	Suzuki Marine
15 hp	Evinrude Marine	225 hp	Honda Marine
15 hp Four Stroke	Evinrude Marine	225 hp 3.0L EFI	Mercury Marine
150 hp	Honda Marine	225 hp 3.0L EFI Offshore Bla	Mercury Marine
150 hp	Johnson Marine	225 hp 3.0L EFI Saltwater	Mercury Marine
150 hp EFI 2.7L	Suzuki Marine	225 hp 3.0L EFI XRi Black M	Mercury Marine
150 hp EFI 2.7L Bass	Suzuki Marine	225 hp 3.0L Magnum EFI	Mariner Marine
150 hp EFI Four Stroke	Suzuki Marine	225 hp EFI	Mariner Marine
150 hp FastStrike	Johnson Marine	225 hp EFI	Mercury Marine
150 hp GT	Johnson Marine	225 hp EFI BlueWater	Mercury Marine
150 hp OceanPro	Johnson Marine	225 hp EFI Four Stroke	Suzuki Marine
150 hp OceanRunner	Johnson Marine	225 hp EFI Offshore	Mercury Marine
150 hp Silverstar	Johnson Marine	225 hp EFI Saltwater	Mercury Marine
150 hp Silverstar FastStrike	Johnson Marine	225 hp Four Stroke EFI Saltw	Mercury Marine
150 hp VTEC	Honda Marine	225 hp Magnum EFI	Mariner Marine
155 hp	Johnson Marine	225 hp Offshore EFI	Mariner Marine
155 hp Commercial	Johnson Marine	225 hp Saltwater EFI	Mariner Marine
175 hp 1.7L Verado	Mercury Marine	225 hp VTEC	Honda Marine
175 hp 2.5L EFI XRi Black M	Mercury Marine	235 hp	Evinrude Marine
175 hp EFI	Mercury Marine	235 hp	Johnson Marine
175 hp EFI Black Max	Mercury Marine	235 hp 2.6L GT	Johnson Marine
175 hp EFI BlueWater	Mercury Marine	235 hp 2.6L XP	Evinrude Marine



# MODEL TO MAKE INDEX

250 hp 3.0L EFI	Mercury Marine	4.3L 155 hp 430	Volvo Penta Marine
250 hp 3.0L EFI Offshore Bla	Mercury Marine	4.3L 160 hp	Mercruiser Marine
250 hp 3.0L Offshore EFI	Mariner Marine	4.3L 160 hp Cobra	OMC Marine
250 hp EFI	Mercury Marine	4.3L 160 hp GL	OMC Marine
250 hp EFI BlueWater	Mercury Marine	4.3L 160 hp GL	Volvo Penta Marine
250 hp EFI Offshore	Mercury Marine	4.3L 164 hp 432	Volvo Penta Marine
250 hp EFI Saltwater	Mercury Marine	4.3L 175 hp	Mercruiser Marine
275 hp	Evinrude Marine	4.3L 175 hp	OMC Marine
28 Jet	Johnson Marine	4.3L 175 hp Cobra	OMC Marine
28 hp SPL	Johnson Marine	4.3L 175 hp HO Cobra	OMC Marine
3.0L 115 hp	Mercruiser Marine	4.3L 175 hp LX	Mercruiser Marine
3.0L 115 hp Cobra	OMC Marine	4.3L 180 hp 431	Volvo Penta Marine
3.0L 120 hp Cobra	OMC Marine	4.3L 180 hp AQ205	Volvo Penta Marine
3.0L 120 hp GL	Volvo Penta Marine	4.3L 180 hp Gi	OMC Marine
3.0L 130 hp	Mercruiser Marine	4.3L 180 hp Gi	Volvo Penta Marine
3.0L 130 hp	OMC Marine	4.3L 180 hp HO Cobra	OMC Marine
3.0L 130 hp Cobra	OMC Marine	4.3L 180 hp LX	Mercruiser Marine
3.0L 130 hp HO Cobra	OMC Marine	4.3L 185 hp	Mercruiser Marine
3.0L 135 hp	Mercruiser Marine	4.3L 185 hp GS	OMC Marine
3.0L 135 hp Cobra	OMC Marine	4.3L 185 hp GS	Volvo Penta Marine
3.0L 135 hp GL	Volvo Penta Marine	4.3L 187 hp 434	Volvo Penta Marine
3.0L 135 hp GS	OMC Marine	4.3L 190 hp	Mercruiser Marine
3.0L 135 hp GS	Volvo Penta Marine	4.3L 190 hp GL	OMC Marine
3.0L 135 hp HO Cobra	OMC Marine	4.3L 190 hp GL	Volvo Penta Marine
3.0L 135 hp LX	Mercruiser Marine	4.3L 190 hp LX Gen+	Mercruiser Marine
3.0L 140 hp	Mercruiser Marine	4.3L 205 hp	Mercruiser Marine
3.0L 140 hp	OMC Marine	4.3L 205 hp 262 Magnum EFI	Mercruiser Marine
3.0L Sea Drive	OMC Marine	4.3L 205 hp Cobra	OMC Marine
3.7L 165 hp	Mercruiser Marine	4.3L 205 hp GS	OMC Marine
3.7L 170 hp	Mercruiser Marine	4.3L 205 hp GS	Volvo Penta Marine
3.7L 180 hp	Mercruiser Marine	4.3L 205 hp Gi	OMC Marine
3.7L 180 hp LX	Mercruiser Marine	4.3L 205 hp Gi	Volvo Penta Marine
3.7L 180 hp MIE	Mercruiser Marine	4.3L 205 hp LH	Mercruiser Marine
3.7L 185 hp	Mercruiser Marine	4.3L 205 hp LX	Mercruiser Marine
3.7L 190 hp	Mercruiser Marine	4.3L 205 hp LXH Gen+	Mercruiser Marine
3.8L 170 hp	OMC Marine	4.3L 210 hp EFI	Mercruiser Marine
3.8L 170 hp AQ175	Volvo Penta Marine	4.3L 215 hp GS	Volvo Penta Marine
3.8L 185 hp	Mercruiser Marine	4.3L 220 hp Gi	Volvo Penta Marine
3.8L 185 hp	OMC Marine	4.3L 220 hp MPI	Mercruiser Marine
30 Jet	Mariner Marine	4.3L 225 hp GXi	Volvo Penta Marine
305 Chevy	Marine Power Systems	4.3L 225 hp OSi	Volvo Penta Marine
35 hp	Honda Marine	4.3L 262 King Cobra	OMC Marine
350 Chevy	Marine Power Systems	4.5 hp	Evinrude Marine
350 Oldsmobile	Marine Power Systems	403 Oldsmobile	Marine Power Systems
4 hp	Evinrude Marine	45 hp Commercial	Evinrude Marine
4 hp Deluxe	Evinrude Marine	45 hp Commercial	Johnson Marine
4 hp Excel	Evinrude Marine	45 hp Super Commercial	Evinrude Marine
4 hp Yachtwin	Evinrude Marine	454 Chevy	Marine Power Systems
4.1L 165 hp	Mercruiser Marine	48 hp	Evinrude Marine
4.3L 150 hp Cobra	OMC Marine	48 hp SPL	Evinrude Marine
4.3L 155 hp	Mercruiser Marine	5.0L 160 hp Cobra	OMC Marine

## MODEL TO MAKE INDEX

5.0L 170 hp Cobra	OMC Marine	5.7L 225 hp 572	Volvo Penta Marine
5.0L 175 hp HO Cobra	OMC Marine	5.7L 225 hp Cobra	OMC Marine
5.0L 180 hp	MerCruiser Marine	5.7L 225 hp GL	Volvo Penta Marine
5.0L 180 hp AQ190	Volvo Penta Marine	5.7L 225 hp GLi	Volvo Penta Marine
5.0L 185 hp	OMC Marine	5.7L 230 hp	MerCruiser Marine
5.0L 185 hp Cobra	OMC Marine	5.7L 230 hp	OMC Marine
5.0L 190 hp	MerCruiser Marine	5.7L 230 hp Cobra	OMC Marine
5.0L 190 hp 500	Volvo Penta Marine	5.7L 230 hp GL	Volvo Penta Marine
5.0L 190 hp AQ211	Volvo Penta Marine	5.7L 235 hp	MerCruiser Marine
5.0L 190 hp Cobra	OMC Marine	5.7L 235 hp 350 King Cobra	OMC Marine
5.0L 190 hp FL	OMC Marine	5.7L 240 hp	MerCruiser Marine
5.0L 190 hp FL	Volvo Penta Marine	5.7L 240 hp 350 Magnum	MerCruiser Marine
5.0L 190 hp HO Cobra	OMC Marine	5.7L 240 hp 570	Volvo Penta Marine
5.0L 200 hp	MerCruiser Marine	5.7L 240 hp BB261A	Volvo Penta Marine
5.0L 200 hp	OMC Marine	5.7L 245 hp 570	Volvo Penta Marine
5.0L 200 hp AQ200	Volvo Penta Marine	5.7L 245 hp AQ271	Volvo Penta Marine
5.0L 200 hp Cobra	OMC Marine	5.7L 250 hp	MerCruiser Marine
5.0L 200 hp EFI Cobra	OMC Marine	5.7L 250 hp 350 Magnum	MerCruiser Marine
5.0L 205 hp 501	Volvo Penta Marine	5.7L 250 hp BlueWater	MerCruiser Marine
5.0L 205 hp AQ231	Volvo Penta Marine	5.7L 250 hp Competition Ski	MerCruiser Marine
5.0L 205 hp BB231A	Volvo Penta Marine	5.7L 250 hp EFI	MerCruiser Marine
5.0L 205 hp LX	MerCruiser Marine	5.7L 250 hp GS	OMC Marine
5.0L 215 hp EFI Cobra	OMC Marine	5.7L 250 hp GS	Volvo Penta Marine
5.0L 215 hp Fi	Volvo Penta Marine	5.7L 250 hp Gi	OMC Marine
5.0L 220 hp	MerCruiser Marine	5.7L 250 hp Gi	Volvo Penta Marine
5.0L 220 hp EFI Cobra	OMC Marine	5.7L 250 hp LX	MerCruiser Marine
5.0L 220 hp Fi	OMC Marine	5.7L 250 hp LX EFI	MerCruiser Marine
5.0L 220 hp Fi	Volvo Penta Marine	5.7L 255 hp Gi	Volvo Penta Marine
5.0L 220 hp GL	OMC Marine	5.7L 255 hp MIE	MerCruiser Marine
5.0L 220 hp GL	Volvo Penta Marine	5.7L 260 hp	MerCruiser Marine
5.0L 225 hp AQ225	Volvo Penta Marine	5.7L 260 hp	OMC Marine
5.0L 230 hp	MerCruiser Marine	5.7L 260 hp 350	OMC Marine
5.0L 230 hp	OMC Marine	5.7L 260 hp AQ260	Volvo Penta Marine
5.0L 230 hp 305	OMC Marine	5.7L 260 hp BlueWater	MerCruiser Marine
5.0L 230 hp BlueWater	MerCruiser Marine	5.7L 260 hp Cobra	OMC Marine
5.0L 230 hp Cobra	OMC Marine	5.7L 260 hp Competition Ski	MerCruiser Marine
5.0L 230 hp LX	MerCruiser Marine	5.7L 260 hp EFI	MerCruiser Marine
5.0L 230 hp MIE	MerCruiser Marine	5.7L 260 hp GL	Volvo Penta Marine
5.0L 240 hp EFI	MerCruiser Marine	5.7L 260 hp MIE	MerCruiser Marine
5.0L 250 hp Gi	Volvo Penta Marine	5.7L 260 hp Ski	MerCruiser Marine
5.0L 260 hp Cobra	OMC Marine	5.7L 265 hp 350 Mag EFI Tou	MerCruiser Marine
5.0L 260 hp MPI	MerCruiser Marine	5.7L 265 hp 350 Mag Tourna	MerCruiser Marine
5.0L 270 hp GXi	Volvo Penta Marine	5.7L 265 hp 350 Magnum EFI	MerCruiser Marine
5.0L 270 hp OSi	Volvo Penta Marine	5.7L 265 hp 350 Magnum EFI	MerCruiser Marine
5.7L 210 hp	MerCruiser Marine	5.7L 265 hp 350 Magnum To	MerCruiser Marine
5.7L 215 hp Competition Ski	MerCruiser Marine	5.7L 270 hp	MerCruiser Marine
5.7L 215 hp GL	OMC Marine	5.7L 270 hp 350 King Cobra	OMC Marine
5.7L 215 hp GL	Volvo Penta Marine	5.7L 270 hp 350 Magnum	MerCruiser Marine
5.7L 220 hp Cobra	OMC Marine	5.7L 270 hp AQ271	Volvo Penta Marine
5.7L 220 hp EFI	MerCruiser Marine	5.7L 275 hp 571	Volvo Penta Marine
5.7L 220 hp LE Cobra	OMC Marine	5.7L 275 hp AQ311	Volvo Penta Marine

# MODEL TO MAKE INDEX

5.7L 280 hp 350 Magnum EFI	MerCruiser Marine	65 hp Jet	Honda Marine
5.7L 280 hp 350 Magnum MP	MerCruiser Marine	7.4L 275 hp 454 King Cobra	OMC Marine
5.7L 280 hp AQ280	Volvo Penta Marine	7.4L 295 hp 454 King Cobra	OMC Marine
5.7L 280 hp GSi	OMC Marine	7.4L 300 hp	MerCruiser Marine
5.7L 280 hp GSi	Volvo Penta Marine	7.4L 300 hp 454	OMC Marine
5.7L 280 hp Gi	Volvo Penta Marine	7.4L 300 hp 454 King Cobra	OMC Marine
5.7L 280 hp Gil	Volvo Penta Marine	7.4L 300 hp 740	Volvo Penta Marine
5.7L 280 hp LX EFI Gen+	MerCruiser Marine	7.4L 300 hp GL	OMC Marine
5.7L 280 hp OSi	Volvo Penta Marine	7.4L 300 hp GL	Volvo Penta Marine
5.7L 290 hp 350 Magnum EFI	MerCruiser Marine	7.4L 300 hp King Cobra	OMC Marine
5.7L 290 hp AQ290	Volvo Penta Marine	7.4L 300 hp LX EFI	MerCruiser Marine
5.7L 290 hp LX EFI Gen+	MerCruiser Marine	7.4L 305 hp 740	Volvo Penta Marine
5.7L 300 hp 350 Mag MPI	MerCruiser Marine	7.4L 305 hp GL	Volvo Penta Marine
5.7L 300 hp 350 Mag MPI Ho	MerCruiser Marine	7.4L 310 hp	MerCruiser Marine
5.7L 300 hp 350 Magnum MP	MerCruiser Marine	7.4L 310 hp 454 HO King Co	OMC Marine
5.7L 300 hp Tempest	MerCruiser Marine	7.4L 310 hp 454 King Cobra	OMC Marine
5.7L 315 hp 350 Mag MPI	MerCruiser Marine	7.4L 310 hp BlueWater	MerCruiser Marine
5.7L 315 hp Black Scorpion	MerCruiser Marine	7.4L 310 hp EFI	MerCruiser Marine
5.7L 315 hp GSi	Volvo Penta Marine	7.4L 310 hp GL	Volvo Penta Marine
5.7L 320 hp EFI	MerCruiser Marine	7.4L 310 hp Gi	OMC Marine
5.7L 320 hp GXi	Volvo Penta Marine	7.4L 310 hp Gi	Volvo Penta Marine
5.7L 320 hp GXil	Volvo Penta Marine	7.4L 310 hp MPI	MerCruiser Marine
5.7L 320 hp OSXi	Volvo Penta Marine	7.4L 330 hp	MerCruiser Marine
5.7L 330 hp Black Scorpion	MerCruiser Marine	7.4L 330 hp 454 HO King Co	OMC Marine
5.8L 210 hp Cobra	OMC Marine	7.4L 330 hp 454 Magnum	MerCruiser Marine
5.8L 215 hp Cobra	OMC Marine	7.4L 330 hp BlueWater	MerCruiser Marine
5.8L 230 hp AQ240	Volvo Penta Marine	7.4L 330 hp EFI King Cobra	OMC Marine
5.8L 230 hp Cobra	OMC Marine	7.4L 330 hp Gi	OMC Marine
5.8L 230 hp FL	Volvo Penta Marine	7.4L 330 hp Gi	Volvo Penta Marine
5.8L 235 hp Cobra	OMC Marine	7.4L 330 hp LX MPI	MerCruiser Marine
5.8L 235 hp FL	OMC Marine	7.4L 330 hp MIE	MerCruiser Marine
5.8L 235 hp FL	Volvo Penta Marine	7.4L 330 hp TR	MerCruiser Marine
5.8L 240 hp EFI Cobra	OMC Marine	7.4L 330 hp TRS	MerCruiser Marine
5.8L 245 hp 351 King Cobra	OMC Marine	7.4L 340 hp BlueWater	MerCruiser Marine
5.8L 245 hp FL	Volvo Penta Marine	7.4L 340 hp Gi	Volvo Penta Marine
5.8L 255 hp EFI Cobra	OMC Marine	7.4L 340 hp MIE	MerCruiser Marine
5.8L 255 hp Fi	OMC Marine	7.4L 340 hp MPI	MerCruiser Marine
5.8L 255 hp Fi	Volvo Penta Marine	7.4L 340 hp MPI BlueWater	MerCruiser Marine
5.8L 260 hp 351 HO King Co	OMC Marine	7.4L 350 hp 454 Magnum	MerCruiser Marine
5.8L 265 hp FSi	OMC Marine	7.4L 350 hp EFI BlueWater	MerCruiser Marine
5.8L 265 hp FSi	Volvo Penta Marine	7.4L 360 hp 454 Magnum	MerCruiser Marine
5.8L 270 hp 351 HO King Co	OMC Marine	7.4L 365 hp 454 Magnum	MerCruiser Marine
5.8L 275 hp FSi	Volvo Penta Marine	7.4L 370 hp	MerCruiser Marine
5.8L 275 hp HO EFI King Cob	OMC Marine	7.4L 380 hp 454 Mag MPI Ho	MerCruiser Marine
55 hp	Johnson Marine	7.4L 385 hp 454 Mag MPI	MerCruiser Marine
55 hp Commercial	Johnson Marine	7.4L 385 hp 454 Magnum EFI	MerCruiser Marine
55 hp WorkMaster	Johnson Marine	7.4L 385 hp 454 Magnum MP	MerCruiser Marine
6.2L 320 hp MX MPI	MerCruiser Marine	7.4L 385 hp DPX 385	Volvo Penta Marine
6.2L 320 hp MX MPI Horizon	MerCruiser Marine	7.4L 385 hp GSi	OMC Marine
6.2L 340 hp MX Black Scorp	MerCruiser Marine	7.4L 385 hp GSi	Volvo Penta Marine
6.2L 360 hp Scorpion 377	MerCruiser Marine	7.4L 395 hp 454 Magnum EFI	MerCruiser Marine

# MODEL TO MAKE INDEX

7.4L 395 hp 454 Magnum MP	MerCruiser Marine	90 hp	Honda Marine
7.4L 400 hp	MerCruiser Marine	90 hp	Johnson Marine
7.4L 420 hp	MerCruiser Marine	90 hp Commercial	Johnson Marine
7.4L 440 hp TRS	MerCruiser Marine	90 hp EFI Four Stroke	Suzuki Marine
7.5 hp	Evinrude Marine	90 hp Four Stroke EFI	Johnson Marine
7.5 hp	Honda Marine	90 hp OceanPro	Johnson Marine
7.5 hp Yachtwin	Evinrude Marine	90 hp OceanRunner	Johnson Marine
7.5L 295 hp 460 King Cobra	OMC Marine	Jet Power 105	Evinrude Marine
7.5L 335 hp Cobra	OMC Marine		
7.5L 340 hp 460 King Cobra	OMC Marine		
70 hp	Mariner Marine		
75 hp	Honda Marine		
75 hp	Johnson Marine		
75 hp	Mariner Marine		
8 hp	Evinrude Marine		
8 hp	Johnson Marine		
8 hp Four Stroke	Evinrude Marine		
8 hp Four Stroke	Johnson Marine		
8 hp Sail	Evinrude Marine		
8 hp SailMaster	Johnson Marine		
8 hp Yachtwin	Evinrude Marine		
8.1L 370 hp Horizon	MerCruiser Marine		
8.1L 370 hp Horizon S	MerCruiser Marine		
8.1L 375 hp 496 Mag	MerCruiser Marine		
8.1L 375 hp DPX 375	Volvo Penta Marine		
8.1L 375 hp Gi	Volvo Penta Marine		
8.1L 375 hp Gil	Volvo Penta Marine		
8.1L 375 hp Osi	Volvo Penta Marine		
8.1L 420 hp DPX 420	Volvo Penta Marine		
8.1L 420 hp GXi	Volvo Penta Marine		
8.1L 420 hp GXil	Volvo Penta Marine		
8.1L 420 hp High Output	MerCruiser Marine		
8.1L 420 hp High Output S	MerCruiser Marine		
8.1L 425 hp 496 Mag High O	MerCruiser Marine		
8.2L 375 hp 502 King Cobra	OMC Marine		
8.2L 390 hp GL	Volvo Penta Marine		
8.2L 400 hp BlueWater	MerCruiser Marine		
8.2L 400 hp GL	Volvo Penta Marine		
8.2L 400 hp MPI	MerCruiser Marine		
8.2L 400 hp MPI BlueWater	MerCruiser Marine		
8.2L 410 hp 502 Magnum	MerCruiser Marine		
8.2L 410 hp BlueWater	MerCruiser Marine		
8.2L 415 hp 502 Mag MPI	MerCruiser Marine		
8.2L 415 hp 502 Magnum EFI	MerCruiser Marine		
8.2L 415 hp DPX 415	Volvo Penta Marine		
8.2L 415 hp GSi	OMC Marine		
8.2L 415 hp GSi	Volvo Penta Marine		
8.2L 475 hp DPX 500	Volvo Penta Marine		
8.2L 505 hp DPX 525	Volvo Penta Marine		
8.8L 560 hp DPX 600	Volvo Penta Marine		
80 Jet	Johnson Marine		

# MAKE TO MODEL INDEX

## Evinrude Marine

1.25 hp Junior  
105 Jet  
110 hp  
15 hp  
15 hp Four Stroke  
2.5 hp  
2.5 hp Excel  
235 hp  
235 hp 2.6L XP  
275 hp  
4 hp  
4 hp Deluxe  
4 hp Excel  
4 hp Yachtwin  
4.5 hp  
45 hp Commercial  
45 hp Super Commercial  
48 hp  
48 hp SPL  
7.5 hp  
7.5 hp Yachtwin  
8 hp  
8 hp Four Stroke  
8 hp Sail  
8 hp Yachtwin  
Jet Power 105

## Honda Marine

105 hp Jet  
115 hp  
115 hp Power Thrust  
130 hp  
135 hp  
150 hp  
150 hp VTEC  
2 hp  
200 hp  
225 hp  
225 hp VTEC  
35 hp  
65 hp Jet  
7.5 hp  
75 hp  
90 hp

## Johnson Marine

100 hp  
100 hp Commercial  
100 hp GT  
100 hp WorkMaster  
100 hp XP  
105 Jet  
110 hp  
115 hp  
115 hp FastStrike  
115 hp Four Stroke EFI  
115 hp OceanPro  
115 hp OceanRunner  
120 hp  
120 hp OceanRunner  
150 hp  
150 hp FastStrike  
150 hp GT  
150 hp OceanPro  
150 hp OceanRunner  
150 hp Silverstar  
150 hp Silverstar FastStrike

## Johnson Marine (Cont'd)

155 hp  
155 hp Commercial  
235 hp  
235 hp 2.6L GT  
28 Jet  
28 hp SPL  
45 hp Commercial  
55 hp  
55 hp Commercial  
55 hp WorkMaster  
75 hp  
8 hp  
8 hp Four Stroke  
8 hp SailMaster  
80 Jet  
90 hp  
90 hp Commercial  
90 hp Four Stroke EFI  
90 hp OceanPro  
90 hp OceanRunner

## Marine Power Systems

305 Chevy  
350 Chevy  
350 Oldsmobile  
403 Oldsmobile  
454 Chevy

## Mariner Marine

225 hp 3.0L Magnum EFI  
225 hp EFI  
225 hp Magnum EFI  
225 hp Offshore EFI  
225 hp Saltwater EFI  
250 hp 3.0L Offshore EFI  
30 Jet  
70 hp  
75 hp

## Mer cruiser Marine

2.5L 120hp  
3.0L 115 hp  
3.0L 130 hp  
3.0L 135 hp  
3.0L 135 hp LX  
3.0L 140 hp  
3.7L 165 hp  
3.7L 170 hp  
3.7L 180 hp  
3.7L 180 hp LX  
3.7L 180 hp MIE  
3.7L 185 hp  
3.7L 190 hp  
3.8L 185 hp  
4.1L 165 hp  
4.3L 155 hp  
4.3L 160 hp  
4.3L 175 hp  
4.3L 175 hp LX  
4.3L 180 hp LX  
4.3L 185 hp  
4.3L 190 hp  
4.3L 190 hp LX Gen+  
4.3L 205 hp  
4.3L 205 hp 262 Magnum EFI Gen  
4.3L 205 hp LH  
4.3L 205 hp LX

## Mer cruiser Marine (Cont'd)

4.3L 205 hp LXH Gen+  
4.3L 210 hp EFI  
4.3L 220 hp MPI  
5.0L 180 hp  
5.0L 190 hp  
5.0L 200 hp  
5.0L 205 hp LX  
5.0L 220 hp  
5.0L 230 hp  
5.0L 230 hp BlueWater  
5.0L 230 hp LX  
5.0L 230 hp MIE  
5.0L 240 hp EFI  
5.0L 260 hp MPI  
5.7L 210 hp  
5.7L 215 hp Competition Ski  
5.7L 220 hp EFI  
5.7L 230 hp  
5.7L 235 hp  
5.7L 240 hp  
5.7L 240 hp 350 Magnum  
5.7L 250 hp  
5.7L 250 hp 350 Magnum  
5.7L 250 hp BlueWater  
5.7L 250 hp Competition Ski  
5.7L 250 hp EFI  
5.7L 250 hp LX  
5.7L 250 hp LX EFI  
5.7L 255 hp MIE  
5.7L 260 hp  
5.7L 260 hp BlueWater  
5.7L 260 hp Competition Ski  
5.7L 260 hp EFI  
5.7L 260 hp MIE  
5.7L 260 hp Ski  
5.7L 265 hp 350 Mag EFI Tournam  
5.7L 265 hp 350 Mag Tournament  
5.7L 265 hp 350 Magnum EFI  
5.7L 265 hp 350 Magnum EFI Tour  
5.7L 265 hp 350 Magnum Tournam  
5.7L 270 hp  
5.7L 270 hp 350 Magnum  
5.7L 280 hp 350 Magnum EFI Gen  
5.7L 280 hp 350 Magnum MPI Ski  
5.7L 280 hp LX EFI Gen+  
5.7L 290 hp 350 Magnum EFI Gen  
5.7L 290 hp LX EFI Gen+  
5.7L 300 hp 350 Mag MPI  
5.7L 300 hp 350 Mag MPI Horizon  
5.7L 300 hp 350 Magnum MPI Gen  
5.7L 300 hp Tempest  
5.7L 315 hp 350 Mag MPI  
5.7L 315 hp Black Scorpion  
5.7L 320 hp EFI  
5.7L 330 hp Black Scorpion  
6.2L 320 hp MX MPI  
6.2L 320 hp MX MPI Horizon  
6.2L 340 hp MX Black Scorpion  
6.2L 360 hp Scorpion 377  
7.4L 300 hp  
7.4L 300 hp LX EFI  
7.4L 310 hp  
7.4L 310 hp BlueWater  
7.4L 310 hp EFI  
7.4L 310 hp MPI  
7.4L 330 hp

## Mer cruiser Marine (Cont'd)

7.4L 330 hp 454 Magnum  
7.4L 330 hp BlueWater  
7.4L 330 hp LX MPI  
7.4L 330 hp MIE  
7.4L 330 hp TR  
7.4L 330 hp TRS  
7.4L 340 hp BlueWater  
7.4L 340 hp MIE  
7.4L 340 hp MPI  
7.4L 340 hp MPI BlueWater  
7.4L 350 hp 454 Magnum  
7.4L 350 hp EFI BlueWater  
7.4L 360 hp 454 Magnum  
7.4L 365 hp 454 Magnum  
7.4L 370 hp  
7.4L 380 hp 454 Mag MPI Horizon  
7.4L 385 hp 454 Mag MPI  
7.4L 385 hp 454 Magnum EFI  
7.4L 385 hp 454 Magnum MPI  
7.4L 395 hp 454 Magnum EFI Tour  
7.4L 395 hp 454 Magnum MPI Ski  
7.4L 400 hp  
7.4L 420 hp  
7.4L 440 hp TRS  
8.1L 370 hp Horizon  
8.1L 370 hp Horizon S  
8.1L 375 hp 496 Mag  
8.1L 420 hp High Output  
8.1L 420 hp High Output S  
8.1L 425 hp 496 Mag High Output  
8.2L 400 hp BlueWater  
8.2L 400 hp MPI  
8.2L 400 hp MPI BlueWater  
8.2L 410 hp 502 Magnum  
8.2L 410 hp BlueWater  
8.2L 415 hp 502 Mag MPI  
8.2L 415 hp 502 Magnum EFI

## Mercury Marine

135 hp 1.7L Verado  
135 hp Optimax  
135 hp Optimax BlueWater  
135 hp Optimax Offshore  
135 hp Optimax Saltwater  
175 hp 1.7L Verado  
175 hp 2.5L EFI XRi Black Max  
175 hp EFI  
175 hp EFI Black Max  
175 hp EFI BlueWater  
175 hp EFI Offshore  
175 hp EFI Saltwater  
175 hp Optimax  
175 hp Optimax Saltwater  
225 hp 3.0L EFI  
225 hp 3.0L EFI Offshore Black Ma  
225 hp 3.0L EFI Saltwater  
225 hp 3.0L EFI XRi Black Max  
225 hp EFI  
225 hp EFI BlueWater  
225 hp EFI Offshore  
225 hp EFI Saltwater  
225 hp Four Stroke EFI Saltwater  
250 hp 3.0L EFI  
250 hp 3.0L EFI Offshore Black Ma  
250 hp EFI  
250 hp EFI BlueWater  
250 hp EFI Offshore

## Mercury Marine (Cont'd)

250 hp EFI Saltwater

## OMC Marine

1.6L Sea Drive  
 1.8L Sea Drive  
 2.3L 115 hp TKO Cobra  
 2.3L 120 hp TKO Cobra  
 2.3L 128 hp TKO Cobra  
 2.5L 120 hp  
 2.5L 120 hp Cobra  
 2.5L Sea Drive  
 2.6L Sea Drive  
 2.7L Sea Drive  
 3.0L 115 hp Cobra  
 3.0L 120 hp Cobra  
 3.0L 130 hp  
 3.0L 130 hp Cobra  
 3.0L 130 hp HO Cobra  
 3.0L 135 hp Cobra  
 3.0L 135 hp GS  
 3.0L 135 hp HO Cobra  
 3.0L 140 hp  
 3.0L Sea Drive  
 3.8L 170 hp  
 3.8L 185 hp  
 4.3L 150 hp Cobra  
 4.3L 160 hp Cobra  
 4.3L 160 hp GL  
 4.3L 175 hp  
 4.3L 175 hp Cobra  
 4.3L 175 hp HO Cobra  
 4.3L 180 hp Gi  
 4.3L 180 hp HO Cobra  
 4.3L 185 hp GS  
 4.3L 190 hp GL  
 4.3L 205 hp Cobra  
 4.3L 205 hp GS  
 4.3L 205 hp Gi  
 4.3L 262 King Cobra  
 5.0L 160 hp Cobra  
 5.0L 170 hp Cobra  
 5.0L 175 hp HO Cobra  
 5.0L 185 hp  
 5.0L 185 hp Cobra  
 5.0L 190 hp Cobra  
 5.0L 190 hp FL  
 5.0L 190 hp HO Cobra  
 5.0L 200 hp  
 5.0L 200 hp Cobra  
 5.0L 200 hp EFI Cobra  
 5.0L 215 hp EFI Cobra  
 5.0L 220 hp EFI Cobra  
 5.0L 220 hp Fi  
 5.0L 220 hp GL  
 5.0L 230 hp  
 5.0L 230 hp 305  
 5.0L 230 hp Cobra  
 5.0L 260 hp Cobra  
 5.7L 215 hp GL  
 5.7L 220 hp Cobra  
 5.7L 220 hp LE Cobra  
 5.7L 225 hp Cobra  
 5.7L 230 hp  
 5.7L 230 hp Cobra  
 5.7L 235 hp 350 King Cobra  
 5.7L 250 hp GS  
 5.7L 250 hp Gi

## OMC Marine (Cont'd)

5.7L 260 hp  
 5.7L 260 hp 350  
 5.7L 260 hp Cobra  
 5.7L 270 hp 350 King Cobra  
 5.7L 280 hp GSi  
 5.8L 210 hp Cobra  
 5.8L 215 hp Cobra  
 5.8L 230 hp Cobra  
 5.8L 235 hp Cobra  
 5.8L 235 hp FL  
 5.8L 240 hp EFI Cobra  
 5.8L 245 hp 351 King Cobra  
 5.8L 255 hp EFI Cobra  
 5.8L 255 hp Fi  
 5.8L 260 hp 351 HO King Cobra  
 5.8L 265 hp FSi  
 5.8L 270 hp 351 HO King Cobra E  
 5.8L 275 hp HO EFI King Cobra  
 7.4L 275 hp 454 King Cobra  
 7.4L 295 hp 454 King Cobra  
 7.4L 300 hp 454  
 7.4L 300 hp 454 King Cobra  
 7.4L 300 hp GL  
 7.4L 300 hp King Cobra  
 7.4L 310 hp 454 HO King Cobra  
 7.4L 310 hp 454 King Cobra  
 7.4L 310 hp Gi  
 7.4L 330 hp 454 HO King Cobra  
 7.4L 330 hp EFI King Cobra  
 7.4L 330 hp Gi  
 7.4L 385 hp GSi  
 7.5L 295 hp 460 King Cobra  
 7.5L 335 hp Cobra  
 7.5L 340 hp 460 King Cobra  
 8.2L 375 hp 502 King Cobra  
 8.2L 415 hp GSi

## Suzuki Marine

140 hp EFI Four Stroke  
 150 hp EFI 2.7L  
 150 hp EFI 2.7L Bass  
 150 hp EFI Four Stroke  
 175 hp EFI Four Stroke  
 200 hp EFI Four Stroke  
 225 hp EFI Four Stroke  
 90 hp EFI Four Stroke

## Volvo Penta Marine

2.1L 110 hp AQ125A  
 2.1L 120 hp AQ125B  
 2.1L 125 hp AQ140  
 2.3L 110 hp 230  
 2.3L 110 hp AQ131  
 2.3L 138 hp AQ145A  
 2.3L 139 hp AQ145B  
 2.5L 135 hp 250  
 2.5L 135 hp AQ151  
 2.5L 150 hp 251  
 2.5L 150 hp AQ171  
 3.0L 120 hp GL  
 3.0L 135 hp GL  
 3.0L 135 hp GS  
 3.8L 170 hp AQ175  
 4.3L 155 hp 430  
 4.3L 160 hp GL  
 4.3L 164 hp 432  
 4.3L 180 hp 431

## Volvo Penta Marine (Cont'd)

4.3L 180 hp AQ205  
 4.3L 180 hp Gi  
 4.3L 185 hp GS  
 4.3L 187 hp 434  
 4.3L 190 hp GL  
 4.3L 205 hp GS  
 4.3L 205 hp Gi  
 4.3L 215 hp GS  
 4.3L 220 hp Gi  
 4.3L 225 hp GXi  
 4.3L 225 hp OSi  
 5.0L 180 hp AQ190  
 5.0L 190 hp 500  
 5.0L 190 hp AQ211  
 5.0L 190 hp FL  
 5.0L 200 hp AQ200  
 5.0L 205 hp 501  
 5.0L 205 hp AQ231  
 5.0L 205 hp BB231A  
 5.0L 215 hp Fi  
 5.0L 220 hp Fi  
 5.0L 220 hp GL  
 5.0L 225 hp AQ225  
 5.0L 250 hp Gi  
 5.0L 270 hp GXi  
 5.0L 270 hp OSi  
 5.7L 215 hp GL  
 5.7L 225 hp 572  
 5.7L 225 hp GL  
 5.7L 225 hp GLi  
 5.7L 230 hp GL  
 5.7L 240 hp 570  
 5.7L 240 hp BB261A  
 5.7L 245 hp 570  
 5.7L 245 hp AQ271  
 5.7L 250 hp GS  
 5.7L 250 hp Gi  
 5.7L 255 hp Gi  
 5.7L 260 hp AQ260  
 5.7L 260 hp GL  
 5.7L 270 hp AQ271  
 5.7L 275 hp 571  
 5.7L 275 hp AQ311  
 5.7L 280 hp AQ280  
 5.7L 280 hp GSi  
 5.7L 280 hp Gi  
 5.7L 280 hp Gil  
 5.7L 280 hp OSi  
 5.7L 290 hp AQ290  
 5.7L 315 hp GSi  
 5.7L 320 hp GXi  
 5.7L 320 hp GXil  
 5.7L 320 hp OSXi  
 5.8L 230 hp AQ240  
 5.8L 230 hp FL  
 5.8L 235 hp FL  
 5.8L 245 hp FL  
 5.8L 255 hp Fi  
 5.8L 265 hp FSi  
 5.8L 275 hp FSi  
 7.4L 300 hp 740  
 7.4L 300 hp GL  
 7.4L 305 hp 740  
 7.4L 305 hp GL  
 7.4L 310 hp GL  
 7.4L 310 hp Gi

## Volvo Penta Marine (Cont'd)

7.4L 330 hp Gi  
 7.4L 340 hp Gi  
 7.4L 385 hp DPX 385  
 7.4L 385 hp GSi  
 8.1L 375 hp DPX 375  
 8.1L 375 hp Gi  
 8.1L 375 hp Gil  
 8.1L 375 hp Osi  
 8.1L 420 hp DPX 420  
 8.1L 420 hp GXi  
 8.1L 420 hp GXil  
 8.2L 390 hp GL  
 8.2L 400 hp GL  
 8.2L 415 hp DPX 415  
 8.2L 415 hp GSi  
 8.2L 475 hp DPX 500  
 8.2L 505 hp DPX 525  
 8.8L 560 hp DPX 600

# ILLUSTRATED PARTS NUMERICAL INDEX

Part No	Page No.	Part No	Page No.	Part No	Page No.	Part No	Page No.
AC5	142	DS-128	150	DS-1332	150	JB-2	154
AC6	142	DS-133	150	DS-1333	150	JB-3	154
AC147	142	DS-135	150	DS-1334	150	JB-4	154
AC423	142	DS-167	151	DS-1335	150	JB-5	154
AC508	142	DS-175	151	DS-1336	150	JB-6	155
AL-99	142	DS-184	151	DS-1337	150	JB-7	155
AL-118X	142	DS-191	151	DS-1338	150	JB-8	155
AL-153	142	DS-192	151	DS-1339	150	KS3	145
AL-171	142	DS-193	151	FD-75X	144	KS7	145
AL-176	142	DS-194	151	FD-78X	145	KS8	145
AL-183	142	DS-207	151	FD-113	144	KS50	145
AL-483	142	DS-208	151	FD-129X	144	KS102	145
AL-487	142	DS-214	151	FD-146	144	KS112	145
AL-488	142	DS-226	151	FD-168X	144	KS197	145
AL-5486XP	142	DS-227	151	FD-172	144	KS213	145
AL-5677XM	142	DS-230	151	FD-173	144	LX-342	145
AL-5677XP	142	DS-234	151	FD-307X	144	LX-375	145
AS59	143	DS-238	151	FD-311X	144	LX-381	145
AS115	142	DS-246	151	FD-314	144	LX-384	146
AS165	142	DS-247	151	FD-317	144	LX-756	146
AS191	142	DS-248	151	FD-471X	144	LX-801	146
AS59	143	DS-249	151	FD-478X	144	LX-802	146
AX1	143	DS-261	151	FD-8182XV	145	LX-901	146
BR-26	150	DS-263	151	FD-8183XV	145	MY-100	146
BR-27	150	DS-269	152	FH-1	153	MY-201XP	146
CO-107	150	DS-270	152	FH-1C	154	MY-302	146
CO-109	150	DS-271	152	FH-3	154	MY-406	146
DR-37X	143	DS-310	152	FH-4	154	MY-407	146
DR-38M	143	DS-311	152	FH-5	154	MY-409	146
DR-70X	144	DS-312	152	FH-6	154	PC123	146
DR-90X	144	DS-313	152	FH-7	154	PC269	146
DR-311X	143	DS-314	152	FH-10	153	PC340	146
DR-313	143	DS-315	152	FH-11	153	PC341	146
DR-314X	143	DS-316	152	FH-12	153	PC376	146
DR-323X	143	DS-317	152	FH-13	153	PC610	146
DR-326X	143	DS-318	152	FH-14	153	PC620	146
DR-327X	143	DS-319	152	FH-15	153	PR160	146
DR-329	143	DS-320	152	FH-16	153	PR203	146
DR-330	143	DS-325	152	FH-17	153	PR223	147
DR-331X	143	DS-333	152	FH-18	154	PS-12X	147
DR-437	143	DS-334	152	FH-20	154	PS-203	147
DR-438X	143	DS-335	152	FH-21	154	PS-219	147
DR-442	143	DS-336	152	FH-22	154	PS-377	147
DR-459X	143	DS-506	152	FH-23	154	RY-282	147
DR-460X	144	DS-507	152	FH-24	154	RY-818	147
DR-466	144	DS-508	153	FH-25	154	S9-411X	147
DR-467	144	DS-509	153	FH-26	154	S9-444	147
DR-468X	144	DS-510	153	FH-27	154	S9-620	147
DR-474	144	DS-511	153	FH-28	154	S9-621	147
DR-475	144	DS-513	153	FJ344	145	SL-2	155
DR-2240X	143	DS-514	153	FJ459	145	SL-3	155
DR-2270XP	143	DS-515	153	FV-6	154	SL-4	155
DS-30	152	DS-516	153	GB-324	145	SS-200X	147
DS-116	150	DS-517	153	GB-348	145	SS-251X	147
DS-120	150	DS-518	153	GB-434	145	SS-603	147
DS-121	150	DS-519	153	GB-436	145	SS-610	147
DS-122	150	DS-521	153	IH-121	145	SSB-1	155
DS-123	150	DS-1330	150	IH-4281XP	145	SSB-1A	155
DS-126	150	DS-1331	150	JB-1	154	SSB-5	155

# ILLUSTRATED PARTS NUMERICAL INDEX (Cont'd)

Part No	Page No.	Part No	Page No.
TH42 .....	147	4404M .....	148
TH47 .....	147	4405M - 4406M .....	148
TH149 .....	147	4407M .....	148
TJ11 .....	147	4409M .....	148
TJ17 .....	147	4410M .....	148
TS-124 .....	148	4601M .....	149
TS-509 .....	148	4603M .....	149
TS-567 .....	148	4606M .....	149
TX3 .....	148	4607M .....	149
TX6 .....	148	4609M .....	149
UC-12X .....	148	4804M .....	149
UF-50 .....	148	4805M .....	149
UF-192 .....	148	4806M .....	149
UF-271 .....	148	4809M .....	149
UF-311 .....	148	4810M .....	149
UF-441 .....	148	4811M .....	149
UF-442 .....	148	4812M .....	149
UF-443 .....	148	4813M .....	149
UF-447 .....	148	4814M .....	149
UF-449 .....	148	4816M .....	149
UF-450 .....	148	4817M .....	149
UF-456 .....	148	4819M .....	149
UF-459 .....	148	4820M .....	149
UF-581 .....	148	4821M .....	149
UM-21 .....	155	4822M .....	149
UM-24 .....	155	4823M .....	149
UM-25 .....	155	4824M .....	149
UM-25B .....	155	4825M .....	149
UM-26 .....	155	4826M .....	149
UM-29 .....	155	4827M .....	149
UM-30 .....	155		
UM-32 .....	155		
UM-33 .....	155		
UM-35 .....	155		
UM-37 .....	155		
UM-39 .....	156		
UM-40 .....	156		
UM-41 .....	156		
UM-42 .....	156		
UM-43 .....	156		
UM-44 .....	156		
UM-45 .....	156		
UM-46 .....	156		
UM-47 .....	156		
UM-48 .....	156		
UM-49 .....	156		
US-72 .....	156		
US-77 .....	157		
US-78 .....	157		
US-123KA .....	156		
US-124KA .....	156		
US-125KA .....	156		
US-126KA .....	156		
US-127 .....	156		
US-128 .....	156		
US-129 .....	156		
4100M .....	148		
4402M .....	148		
4403M .....	148		



## CONTACT SET (POINTS)

Year	Model	Part No.
	<b>1.25 hp Junior</b>	
90-85	All Eng.; 1 Bbl. Carb. ....	S9-411X

## IGNITION COIL

Year	Model	Part No.
	<b>105 Jet</b>	
98	All Eng.; 3-2 Bbl. Carb. ....	S9-621 <sup>2U</sup>
97-94	All Eng.; 3-2 Bbl. Carb. ....	S9-621 <sup>2U</sup>
93	All Eng.; 3-2 Bbl. Carb. ....	S9-621 <sup>2U</sup>
92	All Eng.; 3-2 Bbl. Carb. ....	S9-621 <sup>2U</sup>
	<b>15 hp</b>	
98-96	All Eng.; 1 Bbl. Carb. ....	S9-621
95-87	All Eng.; 1 Bbl. Carb. ....	S9-621
86-80	All Eng.; 1 Bbl. Carb. ....	S9-621
	<b>15 hp Four Stroke</b>	
01-95	All Eng.; 1 Bbl. Carb. ....	S9-621
	<b>2.5 hp</b>	
87	All Eng.; 1 Bbl. Carb. ....	S9-621
	<b>2.5 hp Excel</b>	
88	All Eng.; 1 Bbl. Carb. ....	S9-621
	<b>4 hp</b>	
98	All Eng.; 1 Bbl. Carb. ....	S9-621
97	All Eng.; 1 Bbl. Carb. ....	S9-621
96	All Eng.; 1 Bbl. Carb. ....	S9-621
95-80	All Eng.; 1 Bbl. Carb. ....	S9-621
	<b>4 hp Deluxe</b>	
95-94	All Eng.; 1 Bbl. Carb. ....	S9-621
93	All Eng.; 1 Bbl. Carb. ....	S9-621
92-88	All Eng.; 1 Bbl. Carb. ....	S9-621
	<b>4 hp Excel</b>	
91-88	All Eng.; 1 Bbl. Carb. ....	S9-621
	<b>4 hp Yachtwin</b>	
95-94	All Eng.; 1 Bbl. Carb. ....	S9-621
93-89	All Eng.; 1 Bbl. Carb. ....	S9-621
88-82	All Eng.; 1 Bbl. Carb. ....	S9-621
80	All Eng.; 1 Bbl. Carb. ....	S9-621
	<b>4.5 hp</b>	
87-80	All Eng.; 1 Bbl. Carb. ....	S9-620 <sup>2U</sup>
	<b>45 hp Commercial</b>	
95-93	All Eng.; 2-1 Bbl. Carb. ....	S9-621 <sup>2U</sup>
92	All Eng.; 2-1 Bbl. Carb. ....	S9-621 <sup>2U</sup>
	<b>45 hp Super Commercial</b>	
91-89	All Eng.; 2-1 Bbl. Carb. ....	S9-621 <sup>2U</sup>
88-86	All Eng.; 2-1 Bbl. Carb. ....	S9-621 <sup>2U</sup>
	<b>48 hp</b>	
80	All Eng.; 2-1 Bbl. Carb. ....	S9-621

Continued on Next Column

## IGNITION COIL

Year	Model	Part No.
	<b>48 hp SPL</b>	
96	All Eng.; 2-1 Bbl. Carb. ....	S9-621
95	All Eng.; 2-1 Bbl. Carb. ....	S9-621
94	All Eng.; 2-1 Bbl. Carb. ....	S9-621
93-92	All Eng.; 2-1 Bbl. Carb. ....	S9-621
91	All Eng.; 2-1 Bbl. Carb. ....	S9-621
90-87	All Eng.; 2-1 Bbl. Carb. ....	S9-621
	<b>7.5 hp</b>	
83-80	All Eng.; 1 Bbl. Carb. ....	S9-620 <sup>2U</sup>
	<b>7.5 hp Yachtwin</b>	
83-82	All Eng.; 1 Bbl. Carb. ....	S9-620 <sup>2U</sup>
	<b>8 hp</b>	
98	All Eng.; 1 Bbl. Carb. ....	S9-621
97	All Eng.; 1 Bbl. Carb. ....	S9-621
96-84	All Eng.; 1 Bbl. Carb. ....	S9-621
	<b>8 hp Four Stroke</b>	
01	All Eng.; 1 Bbl. Carb. ....	S9-621
00-98	All Eng.; 1 Bbl. Carb. ....	S9-621
97-95	All Eng.; 1 Bbl. Carb. ....	S9-621
	<b>8 hp Sail</b>	
98-97	All Eng.; 1 Bbl. Carb. ....	S9-621
	<b>8 hp Yachtwin</b>	
96-88	All Eng.; 1 Bbl. Carb. ....	S9-621
87	All Eng.; 1 Bbl. Carb. ....	S9-621
86-84	All Eng.; 1 Bbl. Carb. ....	S9-621
	<b>Jet Power 105</b>	
91	All Eng.; 3-2 Bbl. Carb. ....	S9-621 <sup>2U</sup>

## STARTER SOLENOID

Year	Model	Part No.
	<b>110 hp</b>	
89	All Eng.; 2-2 Bbl. Carb. ....	SS-603
88-87	All Eng.; 2-2 Bbl. Carb. ....	SS-603
86	All Eng.; 2-2 Bbl. Carb. ....	SS-603
	<b>235 hp</b>	
85-80	All Eng.; 3-2 Bbl. Carb. ....	SS-603

Continued on Next Column

## STARTER SOLENOID

Year	Model	Part No.
	<b>235 hp 2.6L XP</b>	
85-84	All Eng.; 3-2 Bbl. Carb. ....	SS-603
	<b>275 hp</b>	
88-85	All Eng.; 4-2 Bbl. Carb. ....	SS-603

# Honda Marine

## CAMSHAFT SENSOR

Year	Model	Part No.
	<b>75 hp</b>	
07	All Eng.; MFI .....	PC376

## CRANKSHAFT SENSOR

Year	Model	Part No.
	<b>115 hp</b>	
05	All Eng.; MFI .....	.....
04-98	All Eng.; TBI .....	.....

Continued on Next Column

## CRANKSHAFT SENSOR

Year	Model	Part No.
	<b>115 hp Power Thrust</b>	
07-06	All Eng.; MFI .....	.....

## IGNITION COIL

Year	Model	Part No.
	<b>115 hp</b>	
05	All Eng.; MFI; Cyl. 1, 4 .....	UF-449 <sup>2U</sup>
	All Eng.; MFI; Cyl. 2, 3 .....	UF-459 <sup>2U</sup>
04-98	All Eng.; TBI; Cyl. 1, 4 .....	UF-449 <sup>2U</sup>
	All Eng.; TBI; Cyl. 2, 3 .....	UF-459 <sup>2U</sup>
	<b>130 hp</b>	
05	All Eng.; MFI .....	UF-311 <sup>4U</sup>
04-98	All Eng.; TBI .....	UF-311 <sup>4U</sup>
	<b>135 hp</b>	
07-05	All Eng.; MFI .....	UF-311 <sup>4U</sup>
04	All Eng.; TBI .....	UF-311 <sup>4U</sup>
	<b>150 hp</b>	
05	All Eng.; MFI .....	UF-311 <sup>4U</sup>
04	All Eng.; TBI .....	UF-311 <sup>4U</sup>
	<b>2 hp</b>	
97-94	All Eng.; 1 Bbl. Carb. ....	UF-443
93	All Eng.; 1 Bbl. Carb. ....	UF-443
92	All Eng.; 1 Bbl. Carb. ....	UF-443
91-89	All Eng.; 1 Bbl. Carb. ....	UF-443
88	All Eng.; 1 Bbl. Carb. ....	UF-443
87	All Eng.; 1 Bbl. Carb. ....	UF-443
86-80	All Eng.; 1 Bbl. Carb. ....	UF-443
	<b>200 hp</b>	
07-05	All Eng.; MFI .....	UF-456 <sup>6U</sup>
04-02	All Eng.; TBI .....	UF-456 <sup>6U</sup>
	<b>225 hp</b>	
05	All Eng.; MFI .....	UF-456 <sup>6U</sup>
04-02	All Eng.; TBI .....	UF-456 <sup>6U</sup>
	<b>35 hp</b>	
05	All Eng.; 3-1 Bbl. Carb. ....	UF-447 <sup>3U</sup>
96-94	All Eng.; 3-1 Bbl. Carb. ....	UF-447 <sup>3U</sup>
93-91	All Eng.; 3-1 Bbl. Carb. ....	UF-447 <sup>3U</sup>
	<b>7.5 hp</b>	
05	All Eng.; 1 Bbl. Carb. ....	UF-442
87	All Eng.; 1 Bbl. Carb. ....	UF-442

Continued on Next Column

## IGNITION COIL

Year	Model	Part No.
	<b>7.5 hp (Cont'd)</b>	
86-80	All Eng.; 1 Bbl. Carb. ....	UF-442
	<b>75 hp</b>	
07	All Eng.; 4-1 Bbl. Carb. ....	UF-450 <sup>2U</sup>
	All Eng.; MFI .....	UF-581 <sup>4U</sup>
06-05	All Eng.; 4-1 Bbl. Carb. ....	UF-450 <sup>2U</sup>
04-99	All Eng.; 3-1 Bbl. Carb. ....	UF-450 <sup>2U</sup>
98-96	All Eng.; 3-1 Bbl. Carb. ....	UF-450 <sup>2U</sup>
	<b>90 hp</b>	
07	All Eng.; 4-1 Bbl. Carb. ....	UF-450 <sup>2U</sup>
	All Eng.; MFI .....	UF-450 <sup>2U</sup>
06-96	All Eng.; 4-1 Bbl. Carb. ....	UF-450 <sup>2U</sup>
	<b>65 hp Jet</b>	
07-05	All Eng.; 4-1 Bbl. Carb. ....	UF-450 <sup>2U</sup>
	<b>105 hp Jet</b>	
07	All Eng.; MFI .....	UF-311 <sup>4U</sup>
06-05	All Eng.; MFI .....	UF-311 <sup>4U</sup>
	<b>115 hp Power Thrust</b>	
07-06	All Eng.; MFI; Cyl. 1, 4 .....	UF-449 <sup>2U</sup>
	All Eng.; MFI; Cyl. 2, 3 .....	UF-459 <sup>2U</sup>
	<b>150 hp VTEC</b>	
07-05	All Eng.; MFI .....	UF-311 <sup>4U</sup>
	<b>225 hp VTEC</b>	
07-05	All Eng.; MFI .....	UF-456 <sup>6U</sup>

## KNOCK (DETONATION) SENSOR

Year	Model	Part No.
	<b>130 hp</b>	
05	All Eng.; MFI .....	KS197
04-98	All Eng.; TBI .....	KS197
	<b>135 hp</b>	
07-05	All Eng.; MFI .....	KS197
04	All Eng.; TBI .....	KS197
	<b>150 hp</b>	
05	All Eng.; MFI .....	KS197
04	All Eng.; TBI .....	KS197
	<b>200 hp</b>	
07-05	All Eng.; MFI .....	KS102
04-02	All Eng.; TBI .....	KS102

Continued on Next Column

## KNOCK (DETONATION) SENSOR

Year	Model	Part No.
	<b>225 hp</b>	
05	All Eng.; MFI .....	KS102
04-02	All Eng.; TBI .....	KS102
	<b>105 hp Jet</b>	
07-05	All Eng.; MFI .....	KS197
	<b>150 hp VTEC</b>	
07-06	All Eng.; MFI .....	KS197
05	All Eng.; MFI .....	KS197
	<b>225 hp VTEC</b>	
07-05	All Eng.; MFI .....	KS102

<sup>2U</sup> 2 Used   <sup>3U</sup> 3 Used   <sup>4U</sup> 4 Used   <sup>6U</sup> 6 Used

MAP SENSOR		
Year	Model	Part No.
<b>130 hp</b>		
05	All Eng.; MFI .....	AS191
04-98	All Eng.; TBI .....	AS191
<b>135 hp</b>		
07-05	All Eng.; MFI .....	AS191
04	All Eng.; TBI .....	AS191
<b>150 hp</b>		
05	All Eng.; MFI .....	AS191
04	All Eng.; TBI .....	AS191
<b>200 hp</b>		
07-05	All Eng.; MFI .....	AS191
04-02	All Eng.; TBI .....	AS191
<b>225 hp</b>		
05	All Eng.; MFI .....	AS191

Continued on Next Column

THROTTLE POSITION SENSOR (TPS)		
Year	Model	Part No.
<b>130 hp</b>		
05	All Eng.; MFI .....	.....
04-98	All Eng.; TBI .....	.....
<b>135 hp</b>		
07-05	All Eng.; MFI .....	.....
04	All Eng.; TBI .....	.....
<b>150 hp</b>		
05	All Eng.; MFI .....	.....
04	All Eng.; TBI .....	.....

Continued on Next Column

MAP SENSOR		
Year	Model	Part No.
<b>225 hp (Cont'd)</b>		
04-02	All Eng.; TBI .....	AS191
<b>105 hp Jet</b>		
07-05	All Eng.; MFI .....	AS191
<b>150 hp VTEC</b>		
07-05	All Eng.; MFI .....	AS191
<b>225 hp VTEC</b>		
07-05	All Eng.; MFI .....	AS191

THROTTLE POSITION SENSOR (TPS)		
Year	Model	Part No.
<b>105 hp Jet</b>		
07-05	All Eng.; MFI .....	.....
<b>150 hp VTEC</b>		
07-05	All Eng.; MFI .....	.....

IGNITION COIL		
Year	Model	Part No.
<b>100 hp</b>		
80	All Eng.; 2-2 Bbl. Carb. ....	S9-621 <sup>2U</sup>
<b>100 hp Commercial</b>		
01-86	All Eng.; 2-2 Bbl. Carb. ....	S9-621 <sup>2U</sup>
<b>100 hp GT</b>		
92-91	All Eng.; 2-2 Bbl. Carb. ....	S9-621 <sup>2U</sup>
90-89	All Eng.; 2-2 Bbl. Carb. ....	S9-621 <sup>2U</sup>
<b>100 hp WorkMaster</b>		
85	All Eng.; 2-2 Bbl. Carb. ....	S9-621 <sup>2U</sup>
<b>100 hp XP</b>		
93	All Eng.; 2-2 Bbl. Carb. ....	S9-621 <sup>2U</sup>
<b>105 Jet</b>		
01	All Eng.; 2-3 Bbl. Carb. ....	S9-621 <sup>2U</sup>
00-98	All Eng.; 3-2 Bbl. Carb. ....	S9-621 <sup>2U</sup>
97-92	All Eng.; 3-2 Bbl. Carb. ....	S9-621 <sup>2U</sup>
<b>115 hp</b>		
06-90	All Eng.; 2-2 Bbl. Carb. ....	S9-621 <sup>2U</sup>
85-80	All Eng.; 2-2 Bbl. Carb. ....	S9-621 <sup>2U</sup>
<b>115 hp FastStrike</b>		
98-95	All Eng.; 2-2 Bbl. Carb. ....	S9-621 <sup>2U</sup>
<b>115 hp Four Stroke EFI</b>		
05	All Eng.; MFI .....	S9-621 <sup>2U</sup>
04-03	All Eng.; TBI .....	S9-621 <sup>2U</sup>
<b>115 hp OceanPro</b>		
01-00	All Eng.; 2-2 Bbl. Carb. ....	S9-621 <sup>2U</sup>
<b>115 hp OceanRunner</b>		
99-95	All Eng.; 2-2 Bbl. Carb. ....	S9-621 <sup>2U</sup>
<b>150 hp</b>		
06-05	All Eng.; 2-3 Bbl. Carb. ....	S9-621 <sup>3U</sup>
04-00	All Eng.; 2-3 Bbl. Carb. ....	S9-621 <sup>3U</sup>
99-86	All Eng.; 3-2 Bbl. Carb. ....	S9-621 <sup>3U</sup>
85-82	All Eng.; 3-2 Bbl. Carb. ....	S9-621 <sup>3U</sup>
81-80	All Eng.; 3-2 Bbl. Carb. ....	S9-621 <sup>3U</sup>

Continued on Next Column

IGNITION COIL		
Year	Model	Part No.
<b>150 hp FastStrike</b>		
98-94	All Eng.; 3-2 Bbl. Carb. ....	S9-621 <sup>3U</sup>
<b>150 hp GT</b>		
91	All Eng.; 3-2 Bbl. Carb. ....	S9-621 <sup>3U</sup>
90	All Eng.; 3-2 Bbl. Carb. ....	S9-621 <sup>3U</sup>
89-84	All Eng.; 3-2 Bbl. Carb. ....	S9-621 <sup>3U</sup>
<b>150 hp OceanPro</b>		
01-00	All Eng.; 2-3 Bbl. Carb. ....	S9-621 <sup>3U</sup>
<b>150 hp OceanRunner</b>		
99-97	All Eng.; 3-2 Bbl. Carb. ....	S9-621 <sup>3U</sup>
96	All Eng.; 3-2 Bbl. Carb. ....	S9-621 <sup>3U</sup>
95-93	All Eng.; 3-2 Bbl. Carb. ....	S9-621 <sup>3U</sup>
<b>150 hp Silverstar</b>		
93-91	All Eng.; 3-2 Bbl. Carb. ....	S9-621 <sup>3U</sup>
<b>150 hp Silverstar FastStrike</b>		
93-91	All Eng.; 3-2 Bbl. Carb. ....	S9-621 <sup>3U</sup>
<b>235 hp</b>		
85-80	All Eng.; 3-2 Bbl. Carb. ....	S9-620 <sup>6U</sup>
<b>235 hp 2.6L GT</b>		
85-84	All Eng.; 3-2 Bbl. Carb. ....	S9-620 <sup>6U</sup>
<b>28 hp SPL</b>		
96	All Eng.; 1 Bbl. Carb. ....	S9-621
95	All Eng.; 1 Bbl. Carb. ....	S9-621
94	All Eng.; 1 Bbl. Carb. ....	S9-621
93-89	All Eng.; 1 Bbl. Carb. ....	S9-621
88-87	All Eng.; 1 Bbl. Carb. ....	S9-621
86	All Eng.; 1 Bbl. Carb. ....	S9-621
<b>28 Jet</b>		
01-98	All Eng.; 1 Bbl. Carb. ....	S9-621
97-96	All Eng.; 1 Bbl. Carb. ....	S9-621
95	All Eng.; 1 Bbl. Carb. ....	S9-621
<b>45 hp Commercial</b>		
95	All Eng.; 2-1 Bbl. Carb. ....	S9-621 <sup>2U</sup>

Continued on Next Page

<sup>2U</sup> 2 Used    <sup>3U</sup> 3 Used    <sup>6U</sup> 6 Used

# Johnson Marine

## IGNITION COIL

Year	Model	Part No.
<b>45 hp Commercial (Cont'd)</b>		
94-86	All Eng.; 2-1 Bbl. Carb. ....	S9-621 <sup>2U</sup>
<b>55 hp</b>		
83-80	All Eng.; 2-1 Bbl. Carb. ....	S9-621
<b>55 hp Commercial</b>		
05-94	All Eng.; 2-1 Bbl. Carb. ....	S9-621
93-92	All Eng.; 2-1 Bbl. Carb. ....	S9-621
91-86	All Eng.; 2-1 Bbl. Carb. ....	S9-621
<b>55 hp WorkMaster</b>		
85	All Eng.; 2-1 Bbl. Carb. ....	S9-621
<b>75 hp</b>		
85-80	All Eng.; 3-1 Bbl. Carb. ....	S9-620
<b>8 hp</b>		
05-03	All Eng.; 1 Bbl. Carb. ....	S9-621
01	All Eng.; 1 Bbl. Carb. ....	S9-621
00-84	All Eng.; 1 Bbl. Carb. ....	S9-621
<b>8 hp Four Stroke</b>		
04-03	All Eng.; 1 Bbl. Carb. ....	S9-621
02-96	All Eng.; 1 Bbl. Carb. ....	S9-621
<b>8 hp SailMaster</b>		
01	All Eng.; 1 Bbl. Carb. ....	S9-621
00-97	All Eng.; 1 Bbl. Carb. ....	S9-621
96-88	All Eng.; 1 Bbl. Carb. ....	S9-621
87-84	All Eng.; 1 Bbl. Carb. ....	S9-621
<b>80 Jet</b>		
01-92	All Eng.; 2-2 Bbl. Carb. ....	S9-621 <sup>2U</sup>

Continued on Next Column

## IGNITION COIL

Year	Model	Part No.
<b>90 hp</b>		
06-98	All Eng.; 2-2 Bbl. Carb. ....	S9-621 <sup>2U</sup>
97-95	All Eng.; 2-2 Bbl. Carb. ....	S9-621 <sup>2U</sup>
94-92	All Eng.; 2-2 Bbl. Carb. ....	S9-621 <sup>2U</sup>
91	All Eng.; 2-2 Bbl. Carb. ....	S9-621 <sup>2U</sup>
90-88	All Eng.; 2-2 Bbl. Carb. ....	S9-621 <sup>2U</sup>
87-81	All Eng.; 2-2 Bbl. Carb. ....	S9-621 <sup>2U</sup>
<b>90 hp Four Stroke EFI</b>		
05	All Eng.; MFI ....	S9-621 <sup>2U</sup>
04-03	All Eng.; TBI ....	S9-621 <sup>2U</sup>
<b>90 hp OceanPro</b>		
01	All Eng.; 2-2 Bbl. Carb. ....	S9-621 <sup>2U</sup>
00-99	All Eng.; 2-2 Bbl. Carb. ....	S9-621 <sup>2U</sup>
<b>90 hp OceanRunner</b>		
98-96	All Eng.; 2-2 Bbl. Carb. ....	S9-621 <sup>2U</sup>
95	All Eng.; 2-2 Bbl. Carb. ....	S9-621 <sup>2U</sup>
<b>90 hp Commercial</b>		
04-03	All Eng.; 2-2 Bbl. Carb. ....	S9-621 <sup>2U</sup>

## STARTER SOLENOID

Year	Model	Part No.
<b>110 hp</b>		
89	All Eng.; 2-2 Bbl. Carb. ....	SS-603
88-87	All Eng.; 2-2 Bbl. Carb. ....	SS-603
86	All Eng.; 2-2 Bbl. Carb. ....	SS-603
<b>120 hp</b>		
94-89	All Eng.; 2-2 Bbl. Carb. ....	SS-603
88-86	All Eng.; 2-2 Bbl. Carb. ....	SS-603
85	All Eng.; 2-2 Bbl. Carb. ....	SS-603
<b>120 hp OceanRunner</b>		
94-93	All Eng.; 2-2 Bbl. Carb. ....	SS-603

Continued on Next Column

## STARTER SOLENOID

Year	Model	Part No.
<b>155 hp</b>		
85	All Eng.; 3-2 Bbl. Carb. ....	SS-603
<b>155 hp Commercial</b>		
92-91	All Eng.; 3-2 Bbl. Carb. ....	SS-603
90	All Eng.; 3-2 Bbl. Carb. ....	SS-603
89-86	All Eng.; 3-2 Bbl. Carb. ....	SS-603

# Marine Power Systems

## CONTACT SET (POINTS)

Year	Model	Part No.
<b>305 Chevy</b>		
83-82	All Eng.; OE:IBM-7013 ....	AL-5677XM
81	All Eng.; OE:IBM-7013 ....	AL-5677XM
	All Eng.; OE:IBM-7011 ....	AL-5677XM
80	All Eng.; OE:IBM-7011 ....	AL-5677XM
<b>350 Chevy</b>		
83-82	All Eng.; OE:IBM-7013 ....	AL-5677XM
81	All Eng.; OE:IBM-7013 ....	AL-5677XM
	All Eng.; OE:IBM-7011 ....	AL-5677XM
80	All Eng.; OE:IBM-7011 ....	AL-5677XM
<b>350 Oldsmobile</b>		
80	All Eng.; OE:IBM-7010 ....	AL-5486XP

Continued on Next Column

## CONTACT SET (POINTS)

Year	Model	Part No.
<b>403 Oldsmobile</b>		
80	All Eng.; OE:IBM-7010 ....	AL-5486XP
<b>454 Chevy</b>		
83-82	All Eng.; OE:IBM-7013 ....	AL-5677XM
81	All Eng.; OE:IBM-7013 ....	AL-5677XM
	All Eng.; OE:IBM-7011 ....	AL-5677XM
80	All Eng.; OE:IBM-7011 ....	AL-5677XM

# Marine Power Systems

DISTRIBUTOR CAP		
Year	Model	Part No.
<b>305 Chevy</b>		
83-82	All Eng.; OE:IBM-7013 .....	AL-488
81	All Eng.; OE:IBM-7013 .....	AL-488
	All Eng.; OE:IBM-7011 .....	AL-483
80	All Eng.; OE:IBM-7011 .....	AL-483
<b>350 Chevy</b>		
83-82	All Eng.; OE:IBM-7013 .....	AL-488
81	All Eng.; OE:IBM-7013 .....	AL-488
	All Eng.; OE:IBM-7011 .....	AL-483
80	All Eng.; OE:IBM-7011 .....	AL-483
<b>350 Oldsmobile</b>		
80	All Eng.; OE:IBM-7010 .....	AL-483

Continued on Next Column

DISTRIBUTOR CONDENSER		
Year	Model	Part No.
<b>305 Chevy</b>		
83-82	All Eng.; OE:IBM-7013 .....	AL-118X
81	All Eng.; OE:IBM-7013 .....	AL-118X
	All Eng.; OE:IBM-7011 .....	AL-118X
80	All Eng.; OE:IBM-7011 .....	AL-118X
<b>350 Chevy</b>		
83-82	All Eng.; OE:IBM-7013 .....	AL-118X
81	All Eng.; OE:IBM-7013 .....	AL-118X
	All Eng.; OE:IBM-7011 .....	AL-118X
80	All Eng.; OE:IBM-7011 .....	AL-118X
<b>350 Oldsmobile</b>		
80	All Eng.; OE:IBM-7010 .....	AL-118X

Continued on Next Column

DISTRIBUTOR ROTOR		
Year	Model	Part No.
<b>305 Chevy</b>		
83-82	All Eng.; OE:IBM-7013 .....	AL-183
81	All Eng.; OE:IBM-7013 .....	AL-183
	All Eng.; OE:IBM-7011 .....	AL-153
80	All Eng.; OE:IBM-7011 .....	AL-153
<b>350 Chevy</b>		
83-82	All Eng.; OE:IBM-7013 .....	AL-183
81	All Eng.; OE:IBM-7013 .....	AL-183
	All Eng.; OE:IBM-7011 .....	AL-153
80	All Eng.; OE:IBM-7011 .....	AL-153
<b>350 Oldsmobile</b>		
80	All Eng.; OE:IBM-7010 .....	AL-153

Continued on Next Column

KNOCK (DETONATION) SENSOR		
Year	Model	Part No.
<b>225 hp 3.0L Magnum EFI</b>		
97	All Eng.; TBI .....	KS213
<b>225 hp EFI</b>		
00	All Eng.; TBI .....	KS213
<b>225 hp Magnum EFI</b>		
99-95	All Eng.; TBI .....	KS213
<b>225 hp Offshore EFI</b>		
99-97	All Eng.; TBI .....	KS213
96	All Eng.; TBI .....	KS213
95	All Eng.; TBI .....	KS213

Continued on Next Column

DISTRIBUTOR CAP		
Year	Model	Part No.
<b>403 Oldsmobile</b>		
80	All Eng.; OE:IBM-7010 .....	AL-483
<b>454 Chevy</b>		
83-82	All Eng.; OE:IBM-7013 .....	AL-488
81	All Eng.; OE:IBM-7013 .....	AL-488
	All Eng.; OE:IBM-7011 .....	AL-483
80	All Eng.; OE:IBM-7011 .....	AL-483

DISTRIBUTOR CONDENSER		
Year	Model	Part No.
<b>403 Oldsmobile</b>		
80	All Eng.; OE:IBM-7010 .....	AL-118X
<b>454 Chevy</b>		
83-82	All Eng.; OE:IBM-7013 .....	AL-118X
81	All Eng.; OE:IBM-7013 .....	AL-118X
	All Eng.; OE:IBM-7011 .....	AL-118X
80	All Eng.; OE:IBM-7011 .....	AL-118X

DISTRIBUTOR ROTOR		
Year	Model	Part No.
<b>403 Oldsmobile</b>		
80	All Eng.; OE:IBM-7010 .....	AL-153
<b>454 Chevy</b>		
83-82	All Eng.; OE:IBM-7013 .....	AL-183
81	All Eng.; OE:IBM-7013 .....	AL-183
	All Eng.; OE:IBM-7011 .....	AL-153
80	All Eng.; OE:IBM-7011 .....	AL-153

# Mariner Marine

KNOCK (DETONATION) SENSOR		
Year	Model	Part No.
<b>225 hp Saltwater EFI</b>		
00	All Eng.; TBI .....	KS213
<b>250 hp 3.0L Offshore EFI</b>		
00-98	All Eng.; TBI .....	KS213 <sup>2U</sup>
97	All Eng.; TBI .....	KS213 <sup>2U</sup>
96-95	All Eng.; TBI .....	KS213 <sup>2U</sup>

<sup>2U</sup> 2 Used

# Mariner Marine

## STARTER SOLENOID

Year	Model	Part No.
<b>30 Jet</b>		
00-99	All Eng.; 3-1 Bbl. Carb. ....	SS-610
98	All Eng.; 3-1 Bbl. Carb. ....	SS-610
96	All Eng.; 2-1 Bbl. Carb. ....	SS-610
95-94	All Eng.; 2-1 Bbl. Carb. ....	SS-610
<b>70 hp</b>		
83-81	All Eng.; 2-1 Bbl. Carb. ....	SS-610
80	All Eng.; 2-1 Bbl. Carb. ....	SS-610

Continued on Next Column

# MerCruiser Marine

## AIR CHARGE TEMPERATURE SENSOR

Year	Model	Part No.
<b>4.3L 205 hp 262 Magnum EFI Gen+</b>		
97	All Eng.; TBI .....	AX1
<b>4.3L 210 hp EFI</b>		
02-98	All Eng.; TBI .....	AX1

Continued on Next Column

## STARTER SOLENOID

Year	Model	Part No.
<b>75 hp</b>		
00-88	All Eng.; 3-1 Bbl. Carb. ....	SS-610
87	All Eng.; 3-1 Bbl. Carb. ....	SS-610
86-84	All Eng.; 2-1 Bbl. Carb. ....	SS-610

## AIR CHARGE TEMPERATURE SENSOR

Year	Model	Part No.
<b>5.0L 240 hp EFI</b>		
02-99	All Eng.; TBI - Coolant Temp Sensor .....	AX1

## CAMSHAFT SENSOR

Year	Model	Part No.
<b>6.2L 340 hp MX Black Scorpion</b>		
07-02	All Eng.; MFI; OE:Dist Assembly 805222A1 .....	NSS
<b>6.2L 360 hp Scorpion 377</b>		
98	All Eng.; MFI; OE:Dist Assembly 805222A1 .....	NSS
<b>8.1L 370 hp Horizon</b>		
04-01	All Eng.; MFI From Serial No. OM667238 ...	PC620
	All Eng.; MFI To Serial No. OM667237 .....	PC340
<b>8.1L 375 hp 496 Mag</b>		
07-01	All Eng.; MFI To Serial No. OM667237 .....	PC340
	All Eng.; MFI From Serial No. OM667238 ...	PC620
<b>8.1L 420 hp High Output</b>		
04-01	All Eng.; MFI From Serial No. OM667238 ...	PC620
	All Eng.; MFI To Serial No. OM667237 .....	PC340
<b>8.1L 425 hp 496 Mag High Output</b>		
07-05	All Eng.; MFI To Serial No. OM667237 .....	PC340
	All Eng.; MFI From Serial No. OM667238 ...	PC620
04	All Eng.; MFI From Serial No. OM667238 ...	PC620
	All Eng.; MFI To Serial No. OM667237 .....	PC340

Continued on Next Column

## CAMSHAFT SENSOR

Year	Model	Part No.
<b>8.1L 425 hp 496 Mag High Output (Cont'd)</b>		
04	All Eng.; MFI To Serial No. OM667237 .....	PC340
03-01	All Eng.; MFI To Serial No. OM667237 .....	PC340
	All Eng.; MFI From Serial No. OM667238 ...	PC620
<b>8.1L 370 hp Horizon S</b>		
07-05	All Eng.; MFI From Serial No. OM667238 ...	PC620
	All Eng.; MFI To Serial No. OM667237 .....	PC340
<b>8.1L 420 hp High Output S</b>		
07-05	All Eng.; MFI From Serial No. OM667238 ...	PC620
	All Eng.; MFI To Serial No. OM667237 .....	PC340

## CONTACT SET (POINTS)

Year	Model	Part No.
<b>2.5L 120hp</b>		
89-80	All Eng.; 2 Bbl. Carb. ....	DR-2240X
<b>3.0L 115 hp</b>		
94-89	All Eng.; 2 Bbl. Carb. ....	AL-5677XP
<b>3.0L 130 hp</b>		
88	All Eng.; 2 Bbl. Carb. ....	DR-2240X
87	All Eng.; 2 Bbl. Carb. ....	DR-2240X
<b>3.0L 135 hp LX</b>		
97-89	All Eng.; 2 Bbl. Carb. ....	AL-5677XP
<b>3.7L 165 hp</b>		
88-87	All Eng.; 2 Bbl. Carb. ....	DR-2240X
<b>3.7L 170 hp</b>		
86-80	All Eng.; 2 Bbl. Carb. ....	DR-2240X
<b>3.7L 180 hp</b>		
88-87	All Eng.; 4 Bbl. Carb. ....	DR-2240X
<b>3.7L 180 hp LX</b>		
88	All Eng.; 4 Bbl. Carb. ....	DR-2240X

Continued on Next Column

## CONTACT SET (POINTS)

Year	Model	Part No.
<b>3.7L 180 hp MIE</b>		
81-80	All Eng.; 2 Bbl. Carb. ....	DR-2240X
<b>3.7L 185 hp</b>		
82-80	All Eng.; 2 Bbl. Carb. ....	DR-2240X
<b>3.7L 190 hp</b>		
86-83	All Eng.; 4 Bbl. Carb. ....	DR-2240X
<b>3.8L 185 hp</b>		
84-83	All Eng.; 4 Bbl. Carb. ....	AL-5677XP
<b>4.1L 165 hp</b>		
81-80	All Eng.; 2 Bbl. Carb. ....	DR-2240X

## COOLANT TEMPERATURE SENSOR

Year	Model	Part No.
07-98	<b>3.0L 135 hp</b> All Eng.; 2 Bbl. Carb. - Coolant Temp Sensor .....	TX3
97	<b>4.3L 205 hp 262 Magnum EFI Gen+</b> All Eng.; TBI - Coolant Temp Sensor .....	TX3
02-98	<b>4.3L 210 hp EFI</b> All Eng.; TBI - Coolant Temp Sensor .....	TX3
07-02	<b>4.3L 220 hp MPI</b> All Eng.; MFI - Coolant Temp Sensor .....	TX3
02-99	<b>5.0L 240 hp EFI</b> All Eng.; TBI .....	TX3
07-02	<b>5.0L 260 hp MPI</b> All Eng.; MFI - Coolant Temp Sensor .....	TX3
97	<b>5.7L 210 hp</b> All Eng.; 2 Bbl. Carb. - Coolant Temp Sensor .....	TX3
96	All Eng.; 2 Bbl. Carb. - Coolant Temp Sensor .....	TX3
96	<b>5.7L 215 hp Competition Ski</b> All Eng.; 2 Bbl. Carb. - Coolant Temp Sensor .....	TX3
07-98	<b>5.7L 250 hp</b> All Eng.; 2 Bbl. Carb. - Coolant Temp Sensor .....	TX3
07-00	<b>5.7L 260 hp</b> All Eng.; 2 Bbl. Carb. - Coolant Temp Sensor .....	TX3
99-98	All Eng.; 2 Bbl. Carb. - Coolant Temp Sensor .....	TX3
97	<b>5.7L 260 hp Competition Ski</b> All Eng.; 2 Bbl. Carb. - Coolant Temp Sensor .....	TX3
07-99	<b>5.7L 270 hp</b> All Eng.; 2 Bbl. Carb. - Coolant Temp Sensor .....	TX3
96	<b>5.7L 280 hp 350 Magnum MPI Ski</b> All Eng.; MFI - Coolant Temp Sensor .....	TX3
07-02	<b>5.7L 300 hp 350 Mag MPI</b> All Eng.; MFI - Coolant Temp Sensor .....	TX3
01-98	All Eng.; MFI - Coolant Temp Sensor .....	TX3
07	<b>5.7L 300 hp 350 Mag MPI Horizon</b> All Eng.; MFI - Coolant Temp Sensor .....	TX3
06-03	All Eng.; MFI - Coolant Temp Sensor .....	TX3
02	All Eng.; MFI - Coolant Temp Sensor .....	TX3
01-00	All Eng.; MFI - Coolant Temp Sensor .....	TX3
97-96	<b>5.7L 300 hp 350 Magnum MPI Gen+</b> All Eng.; MFI - Coolant Temp Sensor .....	TX3
07-99	<b>5.7L 315 hp 350 Mag MPI</b> All Eng.; MFI - Coolant Temp Sensor .....	TX3
98	<b>5.7L 315 hp Black Scorpion</b> All Eng.; MFI - Coolant Temp Sensor .....	TX3
97	All Eng.; MFI - Coolant Temp Sensor .....	TX3
07-99	<b>5.7L 330 hp Black Scorpion</b> All Eng.; MFI - Coolant Temp Sensor .....	TX3
07-01	<b>6.2L 320 hp MX MPI</b> All Eng.; MFI - Coolant Temp Sensor .....	TX3
07-02	<b>6.2L 320 hp MX MPI Horizon</b> All Eng.; MFI - Coolant Temp Sensor .....	TX3
07-02	<b>6.2L 340 hp MX Black Scorpion</b> All Eng.; MFI - Coolant Temp Sensor .....	TX3
97	<b>7.4L 310 hp EFI</b> All Eng.; TBI - Coolant Temp Sensor .....	TX3

Continued on Next Column

## COOLANT TEMPERATURE SENSOR

Year	Model	Part No.
00-98	<b>7.4L 310 hp MPI</b> All Eng.; MFI - Coolant Temp Sensor .....	TX3
97-96	<b>7.4L 330 hp LX MPI</b> All Eng.; MFI - Coolant Temp Sensor .....	TX3
97	<b>7.4L 340 hp MPI</b> All Eng.; MFI - Coolant Temp Sensor .....	TX3
96	<b>7.4L 340 hp MPI BlueWater</b> All Eng.; MFI - Coolant Temp Sensor .....	TX3
95	<b>7.4L 350 hp EFI BlueWater</b> All Eng.; MFI - Coolant Temp Sensor .....	TX3
00-98	<b>7.4L 380 hp 454 Mag MPI Horizon</b> All Eng.; MFI - Coolant Temp Sensor .....	TX3
00-98	<b>7.4L 385 hp 454 Mag MPI</b> All Eng.; MFI - Coolant Temp Sensor .....	TX3
95	<b>7.4L 385 hp 454 Magnum EFI</b> All Eng.; TBI - Coolant Temp Sensor .....	TX3
94	All Eng.; TBI - Coolant Temp Sensor .....	TX3
97	<b>7.4L 385 hp 454 Magnum MPI</b> All Eng.; MFI - Coolant Temp Sensor .....	TX3
96	All Eng.; MFI - Coolant Temp Sensor .....	TX3
95-94	<b>7.4L 395 hp 454 Magnum EFI Tournament Ski</b> All Eng.; TBI - Coolant Temp Sensor .....	TX3
96	<b>7.4L 395 hp 454 Magnum MPI Ski</b> All Eng.; MFI - Coolant Temp Sensor .....	TX3
04-01	<b>8.1L 370 hp Horizon</b> All Eng.; MFI - Coolant Temp Sensor .....	TX3
07-01	<b>8.1L 375 hp 496 Mag</b> All Eng.; MFI - Coolant Temp Sensor .....	TX3
04-01	<b>8.1L 420 hp High Output</b> All Eng.; MFI - Coolant Temp Sensor .....	TX3
07-01	<b>8.1L 425 hp 496 Mag High Output</b> All Eng.; MFI - Coolant Temp Sensor .....	TX3
96	<b>8.2L 400 hp MPI BlueWater</b> All Eng.; MFI - Coolant Temp Sensor .....	TX3
97-96	<b>8.2L 415 hp 502 Magnum EFI</b> All Eng.; MFI - Coolant Temp Sensor .....	TX3
95-94	All Eng.; TBI - Coolant Temp Sensor .....	TX3
07-05	<b>8.1L 370 hp Horizon S</b> All Eng.; MFI - Coolant Temp Sensor .....	TX3
07-05	<b>8.1L 420 hp High Output S</b> All Eng.; MFI - Coolant Temp Sensor .....	TX3

# MerCruiser Marine

## CRANKSHAFT SENSOR

Year	Model	Part No.
07-98	5.0L 220 hp All Eng.; 2 Bbl. Carb. ....	PC123
07-02	5.0L 260 hp MPI All Eng.; MFI .....	PC123
97-96	5.7L 210 hp All Eng.; 2 Bbl. Carb. ....	PC123
96	5.7L 215 hp Competition Ski All Eng.; 2 Bbl. Carb. ....	PC123
07-98	5.7L 250 hp All Eng.; 2 Bbl. Carb. ....	PC123
07-98	5.7L 260 hp All Eng.; 2 Bbl. Carb. ....	PC123
97	5.7L 260 hp Competition Ski All Eng.; 2 Bbl. Carb. ....	PC123
07-99	5.7L 270 hp All Eng.; 2 Bbl. Carb. ....	PC123
96	5.7L 280 hp 350 Magnum MPI Ski All Eng.; MFI .....	PC123
07-98	5.7L 300 hp 350 Mag MPI All Eng.; MFI .....	PC123
02 01-00	5.7L 300 hp 350 Mag MPI Horizon All Eng.; MFI .....	PC123 PC123
97-96	5.7L 300 hp 350 Magnum MPI Gen+ All Eng.; MFI .....	PC123
07-99	5.7L 315 hp 350 Mag MPI All Eng.; MFI .....	PC123
98 97	5.7L 315 hp Black Scorpion All Eng.; MFI .....	PC123 PC123

Continued on Next Column

## DISTRIBUTOR CAP

Year	Model	Part No.
89-80	2.5L 120hp All Eng.; 2 Bbl. Carb. ....	DR-437
88 87	3.0L 130 hp All Eng.; 2 Bbl. Carb. ....	DR-437 DR-437
07-98	3.0L 135 hp All Eng.; 2 Bbl. Carb. ....	DR-459X
86-80	3.0L 140 hp All Eng.; 2 Bbl. Carb. ....	DR-459X
88-87	3.7L 165 hp All Eng.; 2 Bbl. Carb. ....	DR-437
86-80	3.7L 170 hp All Eng.; 2 Bbl. Carb. ....	DR-437
88-87	3.7L 180 hp All Eng.; 4 Bbl. Carb. ....	DR-437
88	3.7L 180 hp LX All Eng.; 4 Bbl. Carb. ....	DR-437
81-80	3.7L 180 hp MIE All Eng.; 2 Bbl. Carb. ....	DR-437
82-80	3.7L 185 hp All Eng.; 2 Bbl. Carb. ....	DR-437
86-83	3.7L 190 hp All Eng.; 4 Bbl. Carb. ....	DR-437
84-83	3.8L 185 hp All Eng.; 4 Bbl. Carb. ....	AL-487
81-80	4.1L 165 hp All Eng.; 2 Bbl. Carb. ....	DR-438X
93 92 91 90 89	4.3L 155 hp All Eng.; 2 Bbl. Carb. ....	FD-172 FD-172 FD-172 FD-172 FD-172

Continued on Next Column

## CRANKSHAFT SENSOR

Year	Model	Part No.
07-99	5.7L 330 hp Black Scorpion All Eng.; MFI .....	PC123
07-01	6.2L 320 hp MX MPI All Eng.; MFI .....	PC123
07-02	6.2L 320 hp MX MPI Horizon All Eng.; MFI .....	PC123
07-02	6.2L 340 hp MX Black Scorpion All Eng.; MFI .....	PC123
98	6.2L 360 hp Scorpion 377 All Eng.; MFI .....	PC123
04-01	8.1L 370 hp Horizon All Eng.; MFI .....	PC269
07-01	8.1L 375 hp 496 Mag All Eng.; MFI .....	PC269
04-01	8.1L 420 hp High Output All Eng.; MFI .....	PC269
07-01	8.1L 425 hp 496 Mag High Output All Eng.; MFI .....	PC269

## DISTRIBUTOR CAP

Year	Model	Part No.
96 95-94	4.3L 160 hp All Eng.; 2 Bbl. Carb. ....	FD-172 FD-172
88-86	4.3L 175 hp All Eng.; 2 Bbl. Carb. ....	FD-172
93-89	4.3L 175 hp LX All Eng.; 4 Bbl. Carb. ....	FD-172
96-94	4.3L 180 hp LX All Eng.; 4 Bbl. Carb. ....	FD-172
87-85	4.3L 185 hp All Eng.; 2 Bbl. Carb. ....	FD-172
07-98	4.3L 190 hp All Eng.; 2 Bbl. Carb. ....	FD-172
97	4.3L 190 hp LX Gen+ All Eng.; 2 Bbl. Carb. ....	FD-172
87-85	4.3L 205 hp All Eng.; 4 Bbl. Carb. ....	FD-172
97	4.3L 205 hp 262 Magnum EFI Gen+ All Eng.; TBI .....	FD-172
01-98	4.3L 205 hp LH All Eng.; 4 Bbl. Carb. ....	FD-172
88	4.3L 205 hp LX All Eng.; 4 Bbl. Carb. ....	FD-172
97	4.3L 205 hp LXH Gen+ All Eng.; 4 Bbl. Carb. ....	FD-172
02-98	4.3L 210 hp EFI All Eng.; TBI .....	FD-172
07-02	4.3L 220 hp MPI All Eng.; MFI .....	DR-475
92-89	5.0L 180 hp All Eng.; 2 Bbl. Carb. ....	FD-173
95-93	5.0L 190 hp All Eng.; 2 Bbl. Carb. ....	FD-173

Continued on Next Page



<b>DISTRIBUTOR CAP</b>		
Year	Model	Part No.
88-80	<b>5.0L 200 hp</b> All Eng.; 2 Bbl. Carb. ....	FD-173
95	<b>5.0L 205 hp LX</b> All Eng.; 4 Bbl. Carb. ....	FD-173
94	All Eng.; 4 Bbl. Carb. ....	FD-173
93-89	All Eng.; 4 Bbl. Carb. ....	FD-173
07-98	<b>5.0L 220 hp</b> All Eng.; 2 Bbl. Carb. ....	FD-173
87-80	<b>5.0L 230 hp</b> All Eng.; 4 Bbl. Carb. ....	FD-173
88-86	<b>5.0L 230 hp BlueWater</b> All Eng.; 4 Bbl. Carb. ....	FD-173
88	<b>5.0L 230 hp LX</b> All Eng.; 4 Bbl. Carb. ....	FD-173
85-83	<b>5.0L 230 hp MIE</b> All Eng.; 4 Bbl. Carb. ....	FD-173
82-80	All Eng.; 4 Bbl. Carb. ....	FD-173
02-99	<b>5.0L 240 hp EFI</b> All Eng.; TBI .....	FD-173
98	All Eng.; TBI .....	DR-468X
07-02	<b>5.0L 260 hp MPI</b> All Eng.; MFI .....	DR-474
97	<b>5.7L 210 hp</b> All Eng.; 2 Bbl. Carb. ....	FD-173
96	All Eng.; 2 Bbl. Carb. ....	FD-173
96	<b>5.7L 215 hp Competition Ski</b> All Eng.; 2 Bbl. Carb. ....	FD-173
97	<b>5.7L 220 hp EFI</b> All Eng.; TBI .....	FD-173
92-89	<b>5.7L 230 hp</b> All Eng.; 4 Bbl. Carb. ....	FD-173
95-93	<b>5.7L 235 hp</b> All Eng.; 4 Bbl. Carb. ....	FD-173
91-90	<b>5.7L 240 hp</b> All Eng.; 4 Bbl. Carb. ....	FD-173
89	All Eng.; 4 Bbl. Carb. ....	FD-173
91-89	<b>5.7L 240 hp 350 Magnum</b> All Eng.; 4 Bbl. Carb. ....	FD-173
07-98	<b>5.7L 250 hp</b> All Eng.; 2 Bbl. Carb. ....	FD-173
95-94	All Eng.; 4 Bbl. Carb. ....	FD-173
93	All Eng.; 4 Bbl. Carb. ....	FD-173
92	All Eng.; 4 Bbl. Carb. ....	FD-173
97	<b>5.7L 250 hp 350 Magnum</b> All Eng.; 4 Bbl. Carb. ....	FD-173
96-94	All Eng.; 4 Bbl. Carb. ....	FD-173
93-92	All Eng.; 4 Bbl. Carb. ....	FD-173
95-91	<b>5.7L 250 hp BlueWater</b> All Eng.; 4 Bbl. Carb. ....	FD-173
90-89	All Eng.; 4 Bbl. Carb. ....	FD-173
95	<b>5.7L 250 hp Competition Ski</b> All Eng.; 4 Bbl. Carb. ....	FD-173
94-89	All Eng.; 4 Bbl. Carb. ....	FD-173
95	<b>5.7L 250 hp EFI</b> All Eng.; TBI .....	FD-173
97-96	<b>5.7L 250 hp LX</b> All Eng.; 4 Bbl. Carb. ....	FD-173
97	<b>5.7L 250 hp LX EFI</b> All Eng.; TBI .....	FD-173
96	All Eng.; TBI .....	FD-173
80	<b>5.7L 255 hp MIE</b> All Eng.; 4 Bbl. Carb. ....	FD-173
07-00	<b>5.7L 260 hp</b> All Eng.; 2 Bbl. Carb. ....	FD-173
99-98	All Eng.; 2 Bbl. Carb. ....	FD-173
97	All Eng.; 4 Bbl. Carb. ....	FD-173
88-80	All Eng.; 4 Bbl. Carb. ....	FD-173

Continued on Next Column

<b>DISTRIBUTOR CAP</b>		
Year	Model	Part No.
96	<b>5.7L 260 hp BlueWater</b> All Eng.; 4 Bbl. Carb. ....	FD-173
88-86	All Eng.; 4 Bbl. Carb. ....	FD-173
97	<b>5.7L 260 hp Competition Ski</b> All Eng.; 2 Bbl. Carb. ....	FD-173
88	All Eng.; 4 Bbl. Carb. ....	FD-173
02	<b>5.7L 260 hp EFI</b> All Eng.; TBI .....	FD-173
01-98	All Eng.; TBI .....	FD-173
85-81	<b>5.7L 260 hp MIE</b> All Eng.; 4 Bbl. Carb. ....	FD-173
87-86	<b>5.7L 260 hp Ski</b> All Eng.; 4 Bbl. Carb. ....	FD-173
96	<b>5.7L 265 hp 350 Mag EFI Tournament Ski</b> All Eng.; TBI .....	FD-173
96	<b>5.7L 265 hp 350 Mag Tournament Ski</b> All Eng.; 4 Bbl. Carb. ....	FD-173
95	<b>5.7L 265 hp 350 Magnum EFI</b> All Eng.; TBI .....	FD-173
95	<b>5.7L 265 hp 350 Magnum EFI Tournament</b> All Eng.; TBI .....	FD-173
97-95	<b>5.7L 265 hp 350 Magnum Tournament Ski</b> All Eng.; 4 Bbl. Carb. ....	FD-173
94	All Eng.; 4 Bbl. Carb. ....	FD-173
93-92	All Eng.; 4 Bbl. Carb. ....	FD-173
07-99	<b>5.7L 270 hp</b> All Eng.; 2 Bbl. Carb. ....	FD-173
88-87	<b>5.7L 270 hp 350 Magnum</b> All Eng.; 4 Bbl. Carb. ....	FD-173
97	<b>5.7L 280 hp 350 Magnum EFI Gen+</b> All Eng.; TBI .....	FD-173
96	<b>5.7L 280 hp 350 Magnum MPI Ski</b> All Eng.; MFI .....	DR-474
97	<b>5.7L 280 hp LX EFI Gen+</b> All Eng.; TBI .....	FD-173
97	<b>5.7L 290 hp 350 Magnum EFI Gen+</b> All Eng.; TBI .....	FD-173
97	<b>5.7L 290 hp LX EFI Gen+</b> All Eng.; TBI .....	FD-173
07-02	<b>5.7L 300 hp 350 Mag MPI</b> All Eng.; MFI .....	DR-474
01-98	All Eng.; MFI .....	DR-474
02	<b>5.7L 300 hp 350 Mag MPI Horizon</b> All Eng.; MFI .....	DR-474
01-00	All Eng.; MFI .....	DR-474
97-96	<b>5.7L 300 hp 350 Magnum MPI Gen+</b> All Eng.; MFI .....	DR-474
86-85	<b>5.7L 300 hp Tempest</b> All Eng.; 4 Bbl. Carb. ....	FD-173
07-99	<b>5.7L 315 hp 350 Mag MPI</b> All Eng.; MFI .....	DR-474
98	<b>5.7L 315 hp Black Scorpion</b> All Eng.; MFI .....	DR-468X
97	All Eng.; MFI .....	DR-468X
89-87	<b>5.7L 320 hp EFI</b> All Eng.; TBI .....	FD-173
07-99	<b>5.7L 330 hp Black Scorpion</b> All Eng.; MFI .....	DR-468X
07-01	<b>6.2L 320 hp MX MPI</b> All Eng.; MFI .....	DR-474
07-02	<b>6.2L 320 hp MX MPI Horizon</b> All Eng.; MFI .....	DR-474
07-02	<b>6.2L 340 hp MX Black Scorpion</b> All Eng.; MFI .....	DR-468X
97-91	<b>7.4L 300 hp</b> All Eng.; 4 Bbl. Carb. ....	FD-173
90-89	All Eng.; 4 Bbl. Carb. ....	FD-173

Continued on Next Page

# MerCruiser Marine

## DISTRIBUTOR CAP

Year	Model	Part No.
97	7.4L 310 hp All Eng.; 4 Bbl. Carb. ....	FD-173
96-95	7.4L 310 hp BlueWater All Eng.; 4 Bbl. Carb. ....	FD-173
94	All Eng.; 4 Bbl. Carb. ....	FD-173
93-91	All Eng.; 4 Bbl. Carb. ....	FD-173
97	7.4L 310 hp EFI All Eng.; TBI .....	DR-468X
00-98	7.4L 310 hp MPI All Eng.; MFI .....	DR-468X
88-86	7.4L 330 hp All Eng.; 4 Bbl. Carb. ....	FD-173
85	All Eng.; 4 Bbl. Carb. ....	FD-173
87	7.4L 330 hp 454 Magnum All Eng.; 4 Bbl. Carb. ....	FD-173
90-89	7.4L 330 hp BlueWater All Eng.; 4 Bbl. Carb. ....	FD-173
97-96	7.4L 330 hp LX MPI All Eng.; MFI .....	DR-468X
80	7.4L 330 hp MIE All Eng.; 4 Bbl. Carb. ....	FD-173
87-82	7.4L 330 hp TR All Eng.; 4 Bbl. Carb. ....	FD-173
87-82	7.4L 330 hp TRS All Eng.; 4 Bbl. Carb. ....	FD-173
88-86	7.4L 340 hp BlueWater All Eng.; 4 Bbl. Carb. ....	FD-173
85-81	7.4L 340 hp MIE All Eng.; 4 Bbl. Carb. ....	FD-173
97	7.4L 340 hp MPI All Eng.; MFI .....	DR-468X
96	7.4L 340 hp MPI BlueWater All Eng.; MFI .....	DR-468X
97-91	7.4L 350 hp 454 Magnum All Eng.; 4 Bbl. Carb. ....	FD-173
95	7.4L 350 hp EFI BlueWater All Eng.; MFI .....	DR-468X
90-89	7.4L 360 hp 454 Magnum All Eng.; 4 Bbl. Carb. ....	FD-173
88	7.4L 365 hp 454 Magnum All Eng.; 4 Bbl. Carb. ....	FD-173
87-80	7.4L 370 hp All Eng.; 4 Bbl. Carb. ....	FD-173
00-98	7.4L 380 hp 454 Mag MPI Horizon All Eng.; MFI .....	DR-468X
00-98	7.4L 385 hp 454 Mag MPI All Eng.; MFI .....	DR-468X
95	7.4L 385 hp 454 Magnum EFI All Eng.; TBI .....	DR-468X
94	All Eng.; TBI .....	DR-468X

Continued on Next Column

## DISTRIBUTOR CAP

Year	Model	Part No.
97	7.4L 385 hp 454 Magnum MPI All Eng.; MFI .....	DR-468X
96	All Eng.; MFI .....	DR-468X
95-94	7.4L 395 hp 454 Magnum EFI Tournament Ski All Eng.; TBI .....	DR-468X
96	7.4L 395 hp 454 Magnum MPI Ski All Eng.; MFI .....	DR-468X
86-80	7.4L 400 hp All Eng.; 4 Bbl. Carb.; Holley Ignition .....	FD-129X MY-406
89-87	7.4L 420 hp All Eng.; 4 Bbl. Carb.; Holley Ignition .....	FD-129X MY-406
86-83	7.4L 440 hp TRS All Eng.; 4 Bbl. Carb.; Holley Ignition .....	FD-129X MY-406
95	8.2L 400 hp BlueWater All Eng.; 4 Bbl. Carb. ....	FD-173
94	All Eng.; 4 Bbl. Carb. ....	FD-173
93-91	All Eng.; 4 Bbl. Carb. ....	FD-173
00-98	8.2L 400 hp MPI All Eng.; MFI .....	DR-474
97	All Eng.; MFI .....	DR-474
96	8.2L 400 hp MPI BlueWater All Eng.; MFI .....	DR-468X
93-89	8.2L 410 hp 502 Magnum All Eng.; 4 Bbl. Carb. ....	FD-173
90-89	8.2L 410 hp BlueWater All Eng.; 4 Bbl. Carb. ....	FD-173
00-98	8.2L 415 hp 502 Mag MPI All Eng.; MFI .....	DR-474
97-96	8.2L 415 hp 502 Magnum EFI All Eng.; MFI .....	DR-468X
94	All Eng.; TBI .....	DR-468X

## DISTRIBUTOR RELUCTOR

Year	Model	Part No.
07-98	3.0L 135 hp All Eng.; 2 Bbl. Carb. ....	LX-375
86-80	3.0L 140 hp All Eng.; 2 Bbl. Carb. ....	LX-375
98	5.0L 240 hp EFI All Eng.; TBI .....	LX-375
98	5.7L 315 hp Black Scorpion All Eng.; MFI .....	LX-375
97	All Eng.; MFI .....	LX-375
07-99	5.7L 330 hp Black Scorpion All Eng.; MFI .....	LX-375

Continued on Next Column

## DISTRIBUTOR RELUCTOR

Year	Model	Part No.
07-01	6.2L 320 hp MX MPI All Eng.; MFI .....	LX-375
07-02	6.2L 320 hp MX MPI Horizon All Eng.; MFI .....	LX-375
07-02	6.2L 340 hp MX Black Scorpion All Eng.; MFI .....	LX-375
97	7.4L 310 hp EFI All Eng.; TBI .....	LX-375
00-98	7.4L 310 hp MPI All Eng.; MFI .....	LX-375

Continued on Next Page

<b>DISTRIBUTOR RELUCTOR</b>		
Year	Model	Part No.
97-96	7.4L 330 hp LX MPI All Eng.; MFI .....	LX-375
97	7.4L 340 hp MPI All Eng.; MFI .....	LX-375
96	7.4L 340 hp MPI BlueWater All Eng.; MFI .....	LX-375
95	7.4L 350 hp EFI BlueWater All Eng.; MFI .....	LX-375
00-98	7.4L 380 hp 454 Mag MPI Horizon All Eng.; MFI .....	LX-375
00-98	7.4L 385 hp 454 Mag MPI All Eng.; MFI .....	LX-375
95	7.4L 385 hp 454 Magnum EFI All Eng.; TBI .....	LX-375
94	All Eng.; TBI .....	LX-375
97	7.4L 385 hp 454 Magnum MPI All Eng.; MFI .....	LX-375

Continued on Next Column

<b>DISTRIBUTOR RELUCTOR</b>		
Year	Model	Part No.
96	7.4L 385 hp 454 Magnum MPI (Cont'd) All Eng.; MFI .....	LX-375
95-94	7.4L 395 hp 454 Magnum EFI Tournament Ski All Eng.; TBI .....	LX-375
96	7.4L 395 hp 454 Magnum MPI Ski All Eng.; MFI .....	LX-375
96	8.2L 400 hp MPI BlueWater All Eng.; MFI .....	LX-375
97-96	8.2L 415 hp 502 Magnum EFI All Eng.; MFI .....	LX-375
94	All Eng.; TBI .....	LX-375

<b>DISTRIBUTOR ROTOR</b>		
Year	Model	Part No.
89-80	2.5L 120hp All Eng.; 2 Bbl. Carb. .... All Eng.; 2 Bbl. Carb. - Standard Ignition .....	DR-314X DR-314X
94-89	3.0L 115 hp All Eng.; 2 Bbl. Carb. ....	AL-171
88	3.0L 130 hp All Eng.; 2 Bbl. Carb. ....	DR-314X
87	All Eng.; 2 Bbl. Carb. ....	DR-314X
07-98	3.0L 135 hp All Eng.; 2 Bbl. Carb. ....	DR-327X
97-89	3.0L 135 hp LX All Eng.; 2 Bbl. Carb. ....	AL-171
86-80	3.0L 140 hp All Eng.; 2 Bbl. Carb. ....	DR-327X
88-87	3.7L 165 hp All Eng.; 2 Bbl. Carb. ....	DR-314X
86-80	3.7L 170 hp All Eng.; 2 Bbl. Carb. ....	DR-314X
88-87	3.7L 180 hp All Eng.; 4 Bbl. Carb. ....	DR-314X
88	3.7L 180 hp LX All Eng.; 4 Bbl. Carb. ....	DR-314X
81-80	3.7L 180 hp MIE All Eng.; 2 Bbl. Carb. ....	DR-314X
82-80	3.7L 185 hp All Eng.; 2 Bbl. Carb. ....	DR-314X
86-83	3.7L 190 hp All Eng.; 4 Bbl. Carb. ....	DR-314X
84-83	3.8L 185 hp All Eng.; 4 Bbl. Carb. ....	AL-171
81-80	4.1L 165 hp All Eng.; 2 Bbl. Carb. ....	DR-314X
93	4.3L 155 hp All Eng.; 2 Bbl. Carb. ....	FD-317
92	All Eng.; 2 Bbl. Carb. ....	FD-317
91	All Eng.; 2 Bbl. Carb. ....	FD-317
90	All Eng.; 2 Bbl. Carb. ....	FD-317
89	All Eng.; 2 Bbl. Carb. ....	FD-317
96	4.3L 160 hp All Eng.; 2 Bbl. Carb. ....	FD-317
95-94	All Eng.; 2 Bbl. Carb. ....	FD-317
88-86	4.3L 175 hp All Eng.; 2 Bbl. Carb. ....	FD-317
93-89	4.3L 175 hp LX All Eng.; 4 Bbl. Carb. ....	FD-317

Continued on Next Column

<b>DISTRIBUTOR ROTOR</b>		
Year	Model	Part No.
96-94	4.3L 180 hp LX All Eng.; 4 Bbl. Carb. ....	FD-317
87-85	4.3L 185 hp All Eng.; 2 Bbl. Carb. ....	FD-317
07-98	4.3L 190 hp All Eng.; 2 Bbl. Carb. ....	FD-317
97	4.3L 190 hp LX Gen+ All Eng.; 2 Bbl. Carb. ....	FD-317
87-85	4.3L 205 hp All Eng.; 4 Bbl. Carb. ....	FD-317
97	4.3L 205 hp 262 Magnum EFI Gen+ All Eng.; TBI .....	FD-317
01-98	4.3L 205 hp LH All Eng.; 4 Bbl. Carb. ....	FD-317
88	4.3L 205 hp LX All Eng.; 4 Bbl. Carb. ....	FD-317
97	4.3L 205 hp LXH Gen+ All Eng.; 4 Bbl. Carb. ....	FD-317
02-98	4.3L 210 hp EFI All Eng.; TBI .....	FD-317
07-02	4.3L 220 hp MPI All Eng.; MFI .....	DR-331X
92-89	5.0L 180 hp All Eng.; 2 Bbl. Carb. ....	FD-314
95-93	5.0L 190 hp All Eng.; 2 Bbl. Carb. ....	FD-314
88-80	5.0L 200 hp All Eng.; 2 Bbl. Carb. ....	FD-314
95	5.0L 205 hp LX All Eng.; 4 Bbl. Carb. ....	FD-314
94	All Eng.; 4 Bbl. Carb. ....	FD-314
93-89	All Eng.; 4 Bbl. Carb. ....	FD-314
07-98	5.0L 220 hp All Eng.; 2 Bbl. Carb. ....	FD-314
87-80	5.0L 230 hp All Eng.; 4 Bbl. Carb. ....	FD-314
88-86	5.0L 230 hp BlueWater All Eng.; 4 Bbl. Carb. ....	FD-314
88	5.0L 230 hp LX All Eng.; 4 Bbl. Carb. ....	FD-314
85-83	5.0L 230 hp MIE All Eng.; 4 Bbl. Carb. ....	FD-314
82-80	All Eng.; 4 Bbl. Carb. ....	FD-314
02-99	5.0L 240 hp EFI All Eng.; TBI .....	FD-314

Continued on Next Page

# MerCruiser Marine

## DISTRIBUTOR ROTOR

Year	Model	Part No.
98	5.0L 240 hp EFI (Cont'd) All Eng.; TBI	DR-329
07-02	5.0L 260 hp MPI All Eng.; MFI	DR-331X
97	5.7L 210 hp All Eng.; 2 Bbl. Carb.	FD-314
96	All Eng.; 2 Bbl. Carb.	FD-314
96	5.7L 215 hp Competition Ski All Eng.; 2 Bbl. Carb.	FD-314
97	5.7L 220 hp EFI All Eng.; TBI	FD-314
92-89	5.7L 230 hp All Eng.; 4 Bbl. Carb.	FD-314
95-93	5.7L 235 hp All Eng.; 4 Bbl. Carb.	FD-314
91-90	5.7L 240 hp All Eng.; 4 Bbl. Carb.	FD-314
89	All Eng.; 4 Bbl. Carb.	FD-314
91-89	5.7L 240 hp 350 Magnum All Eng.; 4 Bbl. Carb.	FD-314
07-98	5.7L 250 hp All Eng.; 2 Bbl. Carb.	FD-314
95-94	All Eng.; 4 Bbl. Carb.	FD-314
93	All Eng.; 4 Bbl. Carb.	FD-314
92	All Eng.; 4 Bbl. Carb.	FD-314
97	5.7L 250 hp 350 Magnum All Eng.; 4 Bbl. Carb.	FD-314
96-94	All Eng.; 4 Bbl. Carb.	FD-314
93-92	All Eng.; 4 Bbl. Carb.	FD-314
95-91	5.7L 250 hp BlueWater All Eng.; 4 Bbl. Carb.	FD-314
90-89	All Eng.; 4 Bbl. Carb.	FD-314
95	5.7L 250 hp Competition Ski All Eng.; 4 Bbl. Carb.	FD-314
94-89	All Eng.; 4 Bbl. Carb.	FD-314
95	5.7L 250 hp EFI All Eng.; TBI	FD-314
97-96	5.7L 250 hp LX All Eng.; 4 Bbl. Carb.	FD-314
97	5.7L 250 hp LX EFI All Eng.; TBI	FD-314
96	All Eng.; TBI	FD-314
80	5.7L 255 hp MIE All Eng.; 4 Bbl. Carb.	FD-314
07-00	5.7L 260 hp All Eng.; 2 Bbl. Carb.	FD-314
99-98	All Eng.; 2 Bbl. Carb.	FD-314
97	All Eng.; 4 Bbl. Carb.	FD-314
88-80	All Eng.; 4 Bbl. Carb.	FD-314
96	5.7L 260 hp BlueWater All Eng.; 4 Bbl. Carb.	FD-314
88-86	All Eng.; 4 Bbl. Carb.	FD-314
97	5.7L 260 hp Competition Ski All Eng.; 2 Bbl. Carb.	FD-314
88	All Eng.; 4 Bbl. Carb.	FD-314
02	5.7L 260 hp EFI All Eng.; TBI	FD-314
01-98	All Eng.; TBI	FD-314
85-81	5.7L 260 hp MIE All Eng.; 4 Bbl. Carb.	FD-314
87-86	5.7L 260 hp Ski All Eng.; 4 Bbl. Carb.	FD-314
96	5.7L 265 hp 350 Mag EFI Tournament Ski All Eng.; TBI	FD-314
96	5.7L 265 hp 350 Mag Tournament Ski All Eng.; 4 Bbl. Carb.	FD-314

Continued on Next Column

## DISTRIBUTOR ROTOR

Year	Model	Part No.
95	5.7L 265 hp 350 Magnum EFI All Eng.; TBI	FD-314
95	5.7L 265 hp 350 Magnum EFI Tournament All Eng.; TBI	FD-314
97-95	5.7L 265 hp 350 Magnum Tournament Ski All Eng.; 4 Bbl. Carb.	FD-314
94	All Eng.; 4 Bbl. Carb.	FD-314
93-92	All Eng.; 4 Bbl. Carb.	FD-314
07-99	5.7L 270 hp All Eng.; 2 Bbl. Carb.	FD-314
88-87	5.7L 270 hp 350 Magnum All Eng.; 4 Bbl. Carb.	FD-314
97	5.7L 280 hp 350 Magnum EFI Gen+ All Eng.; TBI	FD-314
96	5.7L 280 hp 350 Magnum MPI Ski All Eng.; MFI	DR-331X
97	5.7L 280 hp LX EFI Gen+ All Eng.; TBI	FD-314
97	5.7L 290 hp 350 Magnum EFI Gen+ All Eng.; TBI	FD-314
97	5.7L 290 hp LX EFI Gen+ All Eng.; TBI	FD-314
07-02	5.7L 300 hp 350 Mag MPI All Eng.; MFI	DR-331X
01-98	All Eng.; MFI	DR-331X
02	5.7L 300 hp 350 Mag MPI Horizon All Eng.; MFI	DR-331X
01-00	All Eng.; MFI	DR-331X
97-96	5.7L 300 hp 350 Magnum MPI Gen+ All Eng.; MFI	DR-331X
86-85	5.7L 300 hp Tempest All Eng.; 4 Bbl. Carb.	FD-314
07-99	5.7L 315 hp 350 Mag MPI All Eng.; MFI	DR-331X
98	5.7L 315 hp Black Scorpion All Eng.; MFI	DR-329
97	All Eng.; MFI	DR-329
89-87	5.7L 320 hp EFI All Eng.; TBI	FD-314
07-99	5.7L 330 hp Black Scorpion All Eng.; MFI	DR-329
07-01	6.2L 320 hp MX MPI All Eng.; MFI	DR-331X
07-02	6.2L 320 hp MX MPI Horizon All Eng.; MFI	DR-331X
07-02	6.2L 340 hp MX Black Scorpion All Eng.; MFI	DR-329
97-91	7.4L 300 hp All Eng.; 4 Bbl. Carb.	FD-314
90-89	All Eng.; 4 Bbl. Carb.	FD-314
97	7.4L 310 hp All Eng.; 4 Bbl. Carb.	FD-314
96-95	7.4L 310 hp BlueWater All Eng.; 4 Bbl. Carb.	FD-314
94	All Eng.; 4 Bbl. Carb.	FD-314
93-91	All Eng.; 4 Bbl. Carb.	FD-314
97	7.4L 310 hp EFI All Eng.; TBI	DR-329
00-98	7.4L 310 hp MPI All Eng.; MFI	DR-329
88-86	7.4L 330 hp All Eng.; 4 Bbl. Carb.	FD-314
85	All Eng.; 4 Bbl. Carb.	FD-314
87	7.4L 330 hp 454 Magnum All Eng.; 4 Bbl. Carb.	FD-314
90-89	7.4L 330 hp BlueWater All Eng.; 4 Bbl. Carb.	FD-314

Continued on Next Page

## DISTRIBUTOR ROTOR

Year	Model	Part No.
97-96	All Eng.; MFI <b>7.4L 330 hp LX MPI</b>	DR-329
80	All Eng.; 4 Bbl. Carb. <b>7.4L 330 hp MIE</b>	FD-314
87-82	All Eng.; 4 Bbl. Carb. <b>7.4L 330 hp TR</b>	FD-314
87-82	All Eng.; 4 Bbl. Carb. <b>7.4L 330 hp TRS</b>	FD-314
88-86	All Eng.; 4 Bbl. Carb. <b>7.4L 340 hp BlueWater</b>	FD-314
85-81	All Eng.; 4 Bbl. Carb. <b>7.4L 340 hp MIE</b>	FD-314
97	All Eng.; MFI <b>7.4L 340 hp MPI</b>	DR-329
96	All Eng.; MFI <b>7.4L 340 hp MPI BlueWater</b>	DR-329
97-91	All Eng.; 4 Bbl. Carb. <b>7.4L 350 hp 454 Magnum</b>	FD-314
95	All Eng.; MFI <b>7.4L 350 hp EFI BlueWater</b>	DR-329
90-89	All Eng.; 4 Bbl. Carb. <b>7.4L 360 hp 454 Magnum</b>	FD-314
88	All Eng.; 4 Bbl. Carb. <b>7.4L 365 hp 454 Magnum</b>	FD-314
87-80	All Eng.; 4 Bbl. Carb. <b>7.4L 370 hp</b>	FD-314
00-98	All Eng.; MFI <b>7.4L 380 hp 454 Mag MPI Horizon</b>	DR-329
00-98	All Eng.; MFI <b>7.4L 385 hp 454 Mag MPI</b>	DR-329
95	All Eng.; TBI <b>7.4L 385 hp 454 Magnum EFI</b>	DR-329
94	All Eng.; TBI	DR-329
97	All Eng.; MFI <b>7.4L 385 hp 454 Magnum MPI</b>	DR-329
96	All Eng.; MFI	DR-329
95-94	All Eng.; TBI <b>7.4L 395 hp 454 Magnum EFI Tournament Ski</b>	DR-329
96	All Eng.; MFI <b>7.4L 395 hp 454 Magnum MPI Ski</b>	DR-329
86-80	All Eng.; 4 Bbl. Carb.; Holley Ignition <b>7.4L 400 hp</b>	FD-311X

Continued on Next Column

## FUEL INJECTOR

Year	Model	Part No.
97	All Eng.; TBI <b>4.3L 205 hp 262 Magnum EFI Gen+</b>	TJ17
02-98	All Eng.; TBI <b>4.3L 210 hp EFI</b>	TJ17
07-02	All Eng.; MFI <b>4.3L 220 hp MPI</b>	FJ459 <sup>6U</sup>
02-98	All Eng.; TBI <b>5.0L 240 hp EFI</b>	TJ17
07-02	All Eng.; MFI; OE:w/ Serial No. 1A064824 and Below <b>5.0L 260 hp MPI</b>	FJ459 <sup>8U</sup>
97	All Eng.; TBI <b>5.7L 220 hp EFI</b>	TJ17
95	All Eng.; TBI <b>5.7L 250 hp EFI</b>	TJ17
97	All Eng.; TBI <b>5.7L 250 hp LX EFI</b>	TJ17
96	All Eng.; TBI	TJ17
02	All Eng.; TBI <b>5.7L 260 hp EFI</b>	TJ17

Continued on Next Column

<sup>6U</sup> 6 Used    <sup>8U</sup> 8 Used

## DISTRIBUTOR ROTOR

Year	Model	Part No.
86-80	All Eng.; 4 Bbl. Carb.; Mallory Ignition <b>7.4L 400 hp (Cont'd)</b>	AL-99
89-87	All Eng.; 4 Bbl. Carb.; Holley Ignition All Eng.; 4 Bbl. Carb.; Mallory Ignition <b>7.4L 420 hp</b>	FD-311X AL-99
86-83	All Eng.; 4 Bbl. Carb.; Holley Ignition All Eng.; 4 Bbl. Carb.; Mallory Ignition <b>7.4L 440 hp TRS</b>	FD-311X AL-99
95	All Eng.; 4 Bbl. Carb. <b>8.2L 400 hp BlueWater</b>	FD-314
94	All Eng.; 4 Bbl. Carb.	FD-314
93-91	All Eng.; 4 Bbl. Carb.	FD-314
00-98	All Eng.; MFI <b>8.2L 400 hp MPI</b>	DR-331X
97	All Eng.; MFI	DR-331X
96	All Eng.; MFI <b>8.2L 400 hp MPI BlueWater</b>	DR-329
93-89	All Eng.; 4 Bbl. Carb. <b>8.2L 410 hp 502 Magnum</b>	FD-314
90-89	All Eng.; 4 Bbl. Carb. <b>8.2L 410 hp BlueWater</b>	FD-314
00-98	All Eng.; MFI <b>8.2L 415 hp 502 Mag MPI</b>	DR-331X
97-96	All Eng.; MFI <b>8.2L 415 hp 502 Magnum EFI</b>	DR-329
94	All Eng.; TBI	DR-329

# MerCruiser Marine

## FUEL PRESSURE REGULATOR

Year	Model	Part No.
07-02	All Eng.; MFI 4.3L 220 hp MPI	PR203
07-02	All Eng.; MFI 5.0L 260 hp MPI	PR203
96	All Eng.; MFI 5.7L 280 hp 350 Magnum MPI Ski	PR203
07-02	All Eng.; MFI 5.7L 300 hp 350 Mag MPI	PR203
01-98	All Eng.; MFI	PR203
07-03	All Eng.; MFI 5.7L 300 hp 350 Mag MPI Horizon	PR203
02	All Eng.; MFI	PR203
01-00	All Eng.; MFI	PR203
97-96	All Eng.; MFI 5.7L 300 hp 350 Magnum MPI Gen+	PR203
07-99	All Eng.; MFI 5.7L 315 hp 350 Mag MPI	PR203
07-01	All Eng.; MFI 6.2L 320 hp MX MPI	PR203
07-02	All Eng.; MFI 6.2L 320 hp MX MPI Horizon	PR203
00-98	All Eng.; MFI 7.4L 310 hp MPI	PR223
97-96	All Eng.; MFI 7.4L 330 hp LX MPI	PR223
97	All Eng.; MFI 7.4L 340 hp MPI	PR223
96	All Eng.; MFI 7.4L 340 hp MPI BlueWater	PR223
95	All Eng.; MFI 7.4L 350 hp EFI BlueWater	PR223
00-98	All Eng.; MFI 7.4L 380 hp 454 Mag MPI Horizon	PR223

Continued on Next Column

## FUEL PRESSURE REGULATOR

Year	Model	Part No.
00-98	All Eng.; MFI 7.4L 385 hp 454 Mag MPI	PR223
97	All Eng.; MFI 7.4L 385 hp 454 Magnum MPI	PR223
96	All Eng.; MFI	PR223
96	All Eng.; MFI 7.4L 395 hp 454 Magnum MPI Ski	PR223
04-01	All Eng.; MFI 8.1L 370 hp Horizon	PR160
07-01	All Eng.; MFI 8.1L 375 hp 496 Mag	PR160
04-01	All Eng.; MFI 8.1L 420 hp High Output	PR160
07-01	All Eng.; MFI 8.1L 425 hp 496 Mag High Output	PR160
00-97	All Eng.; MFI 8.2L 400 hp MPI	PR203
00-98	All Eng.; MFI 8.2L 415 hp 502 Mag MPI	PR203
07-05	All Eng.; MFI 8.1L 370 hp Horizon S	PR160
07-05	All Eng.; MFI 8.1L 420 hp High Output S	PR160

## IDLE SPEED CONTROL MOTOR

Year	Model	Part No.
97	All Eng.; TBI 4.3L 205 hp 262 Magnum EFI Gen+	AC5
02-98	All Eng.; TBI 4.3L 210 hp EFI	AC5
07-02	All Eng.; MFI 4.3L 220 hp MPI	AC423
02-98	All Eng.; TBI 5.0L 240 hp EFI	AC5
07-02	All Eng.; MFI 5.0L 260 hp MPI	AC423
97	All Eng.; TBI 5.7L 220 hp EFI	AC5
95	All Eng.; TBI 5.7L 250 hp EFI	AC5
97	All Eng.; TBI 5.7L 250 hp LX EFI	AC5
96	All Eng.; TBI	AC5
02	All Eng.; TBI 5.7L 260 hp EFI	AC5
01-98	All Eng.; TBI	AC5
96	All Eng.; TBI 5.7L 265 hp 350 Mag EFI Tournament Ski	AC5
95	All Eng.; TBI 5.7L 265 hp 350 Magnum EFI	AC5
95	All Eng.; TBI 5.7L 265 hp 350 Magnum EFI Tournament	AC5
97	All Eng.; TBI 5.7L 280 hp 350 Magnum EFI Gen+	AC5

Continued on Next Column

## IDLE SPEED CONTROL MOTOR

Year	Model	Part No.
96	All Eng.; MFI 5.7L 280 hp 350 Magnum MPI Ski	AC423
97	All Eng.; TBI 5.7L 280 hp LX EFI Gen+	AC5
97	All Eng.; TBI 5.7L 290 hp 350 Magnum EFI Gen+	AC5
97	All Eng.; TBI 5.7L 290 hp LX EFI Gen+	AC5
07-02	All Eng.; MFI 5.7L 300 hp 350 Mag MPI	AC423
01-98	All Eng.; MFI	AC423
07-03	All Eng.; MFI 5.7L 300 hp 350 Mag MPI Horizon	AC423
02	All Eng.; MFI	AC423
01-00	All Eng.; MFI	AC423
97-96	All Eng.; MFI 5.7L 300 hp 350 Magnum MPI Gen+	AC423
07-99	All Eng.; MFI 5.7L 315 hp 350 Mag MPI	AC423
98	All Eng.; MFI; OE:w/ Weber T/B No. 861484A1	AC147
97	All Eng.; MFI; OE:w/ Weber T/B No. 861484A1	AC147
89-87	All Eng.; TBI 5.7L 320 hp EFI	AC5

Continued on Next Page

IDLE SPEED CONTROL MOTOR		
Year	Model	Part No.
07-99	<b>5.7L 330 hp Black Scorpion</b> All Eng.; MFI; OE:w/ Weber T/B No. 861484A1 .....	AC147
07-01	<b>6.2L 320 hp MX MPI</b> All Eng.; MFI .....	AC423
07-02	<b>6.2L 320 hp MX MPI Horizon</b> All Eng.; MFI .....	AC423
07-02	<b>6.2L 340 hp MX Black Scorpion</b> All Eng.; MFI; OE:w/ Weber T/B No. 861484A1 .....	AC147
98	<b>6.2L 360 hp Scorpion 377</b> All Eng.; MFI; OE:w/ Weber T/B No. 861484A1 .....	AC147
97	<b>7.4L 300 hp LX EFI</b> All Eng.; TBI .....	AC5
97	<b>7.4L 310 hp EFI</b> All Eng.; TBI .....	AC5
00-98	<b>7.4L 310 hp MPI</b> All Eng.; MFI .....	AC147
97-96	<b>7.4L 330 hp LX MPI</b> All Eng.; MFI .....	AC147
97	<b>7.4L 340 hp MPI</b> All Eng.; MFI .....	AC147
96	<b>7.4L 340 hp MPI BlueWater</b> All Eng.; MFI .....	AC147
07-95	<b>7.4L 350 hp EFI BlueWater</b> All Eng.; MFI .....	AC147
00-98	<b>7.4L 380 hp 454 Mag MPI Horizon</b> All Eng.; MFI .....	AC147
00-98	<b>7.4L 385 hp 454 Mag MPI</b> All Eng.; MFI .....	AC147
95	<b>7.4L 385 hp 454 Magnum EFI</b> All Eng.; TBI .....	AC5
94	All Eng.; TBI .....	AC5
97	<b>7.4L 385 hp 454 Magnum MPI</b> All Eng.; MFI .....	AC147
96	All Eng.; MFI .....	AC147

Continued on Next Column

IDLE SPEED CONTROL MOTOR		
Year	Model	Part No.
95-94	<b>7.4L 395 hp 454 Magnum EFI Tournament Ski</b> All Eng.; TBI .....	AC5
96	<b>7.4L 395 hp 454 Magnum MPI Ski</b> All Eng.; MFI .....	AC147
04-01	<b>8.1L 370 hp Horizon</b> All Eng.; MFI .....	AC423
07-01	<b>8.1L 375 hp 496 Mag</b> All Eng.; MFI .....	AC423
04-01	<b>8.1L 420 hp High Output</b> All Eng.; MFI .....	AC423
07-01	<b>8.1L 425 hp 496 Mag High Output</b> All Eng.; MFI .....	AC423
00-98	<b>8.2L 400 hp MPI</b> All Eng.; MFI .....	AC423
97	All Eng.; MFI .....	AC423
96	<b>8.2L 400 hp MPI BlueWater</b> All Eng.; MFI .....	AC5
00-98	<b>8.2L 415 hp 502 Mag MPI</b> All Eng.; MFI .....	AC423
97-96	<b>8.2L 415 hp 502 Magnum EFI</b> All Eng.; MFI .....	AC5
95	All Eng.; TBI .....	AC5
94	All Eng.; TBI .....	AC5
07-05	<b>8.1L 370 hp Horizon S</b> All Eng.; MFI .....	AC423
07-05	<b>8.1L 420 hp High Output S</b> All Eng.; MFI .....	AC423

IGNITION COIL		
Year	Model	Part No.
94-89	<b>3.0L 115 hp</b> All Eng.; 2 Bbl. Carb. ....	UC-12X
07-02	<b>3.0L 135 hp</b> All Eng.; 2 Bbl. Carb. ....	DR-37X
01	All Eng.; 2 Bbl. Carb. ....	DR-37X
00-98	All Eng.; 2 Bbl. Carb. ....	DR-37X
97-89	<b>3.0L 135 hp LX</b> All Eng.; 2 Bbl. Carb. ....	UC-12X
86-80	<b>3.0L 140 hp</b> All Eng.; 2 Bbl. Carb. ....	DR-37X
88	<b>3.7L 165 hp</b> All Eng.; 2 Bbl. Carb. ....	UC-12X
87	All Eng.; 2 Bbl. Carb. ....	UC-12X
86-80	<b>3.7L 170 hp</b> All Eng.; 2 Bbl. Carb. ....	UC-12X
88-87	<b>3.7L 180 hp</b> All Eng.; 4 Bbl. Carb. ....	UC-12X
88	<b>3.7L 180 hp LX</b> All Eng.; 4 Bbl. Carb. ....	UC-12X
81-80	<b>3.7L 180 hp MIE</b> All Eng.; 2 Bbl. Carb. ....	UC-12X
82-80	<b>3.7L 185 hp</b> All Eng.; 2 Bbl. Carb. ....	UC-12X

Continued on Next Column

IGNITION COIL		
Year	Model	Part No.
86-83	<b>3.7L 190 hp</b> All Eng.; 4 Bbl. Carb. ....	UC-12X
84-83	<b>3.8L 185 hp</b> All Eng.; 4 Bbl. Carb. ....	UC-12X
81-80	<b>4.1L 165 hp</b> All Eng.; 2 Bbl. Carb. ....	UC-12X
98	<b>5.0L 240 hp EFI</b> All Eng.; TBI .....	DR-37X
98	<b>5.7L 315 hp Black Scorpion</b> All Eng.; MFI .....	DR-37X
97	All Eng.; MFI .....	DR-37X
07-99	<b>5.7L 330 hp Black Scorpion</b> All Eng.; MFI .....	DR-37X
07-02	<b>6.2L 340 hp MX Black Scorpion</b> All Eng.; MFI .....	DR-37X
98	<b>6.2L 360 hp Scorpion 377</b> All Eng.; MFI .....	DR-37X
97	<b>7.4L 300 hp LX EFI</b> All Eng.; TBI .....	DR-37X
97	<b>7.4L 310 hp EFI</b> All Eng.; TBI .....	DR-37X
00-98	<b>7.4L 310 hp MPI</b> All Eng.; MFI .....	DR-37X

Continued on Next Page

# MerCruiser Marine

## IGNITION COIL

Year	Model	Part No.
97-96	7.4L 330 hp LX MPI All Eng.; MFI .....	DR-37X
97	7.4L 340 hp MPI All Eng.; MFI .....	DR-37X
96	7.4L 340 hp MPI BlueWater All Eng.; MFI .....	DR-37X
95	7.4L 350 hp EFI BlueWater All Eng.; MFI .....	DR-37X
00-98	7.4L 380 hp 454 Mag MPI Horizon All Eng.; MFI .....	DR-37X
00-99	7.4L 385 hp 454 Mag MPI All Eng.; MFI .....	DR-37X
98	All Eng.; MFI .....	DR-37X
95	7.4L 385 hp 454 Magnum EFI All Eng.; TBI .....	DR-37X
94	All Eng.; TBI .....	DR-37X
97-96	7.4L 385 hp 454 Magnum MPI All Eng.; MFI .....	DR-37X
95-94	7.4L 395 hp 454 Magnum EFI Tournament Ski All Eng.; TBI .....	DR-37X
96	7.4L 395 hp 454 Magnum MPI Ski All Eng.; MFI .....	DR-37X
86-80	7.4L 400 hp All Eng.; 4 Bbl. Carb. ....	UC-12X
89-87	7.4L 420 hp All Eng.; 4 Bbl. Carb. ....	UC-12X
86-83	7.4L 440 hp TRS All Eng.; 4 Bbl. Carb. ....	UC-12X
04-01	8.1L 370 hp Horizon All Eng.; MFI From Serial No. OM315053 ...	UF-271 <sup>8U</sup>

Continued on Next Column

## IGNITION COIL

Year	Model	Part No.
04-01	8.1L 370 hp Horizon (Cont'd) All Eng.; MFI To Serial No. OM315052 .....	UF-192 <sup>8U</sup>
07-01	8.1L 375 hp 496 Mag All Eng.; MFI From Serial No. OM315053 ... All Eng.; MFI To Serial No. OM315052 .....	UF-271 <sup>8U</sup> UF-192 <sup>8U</sup>
04-01	8.1L 420 hp High Output All Eng.; MFI To Serial No. OM315052 .....	UF-192 <sup>8U</sup>
07-01	All Eng.; MFI From Serial No. OM315053 ... 8.1L 425 hp 496 Mag High Output All Eng.; MFI To Serial No. OM315052 .....	UF-271 <sup>8U</sup> UF-192 <sup>8U</sup>
96	All Eng.; MFI .....	DR-37X
97-96	8.2L 415 hp 502 Magnum EFI All Eng.; MFI .....	DR-37X
95	All Eng.; TBI .....	DR-37X
94	All Eng.; TBI .....	DR-37X
07-05	8.1L 370 hp Horizon S All Eng.; MFI To Serial No. OM315052 .....	UF-192 <sup>8U</sup>
07-05	All Eng.; MFI From Serial No. OM315053 ... 8.1L 420 hp High Output S All Eng.; MFI To Serial No. OM315052 .....	UF-271 <sup>8U</sup> UF-192 <sup>8U</sup>
	All Eng.; MFI From Serial No. OM315053 ...	UF-271 <sup>8U</sup>

## IGNITION CONTROL MODULE

Year	Model	Part No.
07-98	3.0L 135 hp All Eng.; 2 Bbl. Carb. ....	LX-384
86-80	3.0L 140 hp All Eng.; 2 Bbl. Carb. ....	LX-384
02-98	5.0L 240 hp EFI All Eng.; TBI .....	LX-384
98	5.7L 315 hp Black Scorpion All Eng.; MFI .....	LX-384
97	All Eng.; MFI .....	LX-384
07-99	5.7L 330 hp Black Scorpion All Eng.; MFI .....	LX-384
07-01	6.2L 320 hp MX MPI All Eng.; MFI .....	LX-384
07-02	6.2L 320 hp MX MPI Horizon All Eng.; MFI .....	LX-384
07-02	6.2L 340 hp MX Black Scorpion All Eng.; MFI .....	LX-384
97	7.4L 310 hp EFI All Eng.; TBI .....	LX-384
00-98	7.4L 310 hp MPI All Eng.; MFI .....	LX-384
97-96	7.4L 330 hp LX MPI All Eng.; MFI .....	LX-384
97	7.4L 340 hp MPI All Eng.; MFI .....	LX-384
96	7.4L 340 hp MPI BlueWater All Eng.; MFI .....	LX-384
95	7.4L 350 hp EFI BlueWater All Eng.; MFI .....	LX-384

Continued on Next Column

## IGNITION CONTROL MODULE

Year	Model	Part No.
00-98	7.4L 380 hp 454 Mag MPI Horizon All Eng.; MFI .....	LX-384
00-98	7.4L 385 hp 454 Mag MPI All Eng.; MFI .....	LX-384
95-94	7.4L 385 hp 454 Magnum EFI All Eng.; TBI .....	LX-384
97-96	7.4L 385 hp 454 Magnum MPI All Eng.; MFI .....	LX-384
95-94	7.4L 395 hp 454 Magnum EFI Tournament Ski All Eng.; TBI .....	LX-384
96	7.4L 395 hp 454 Magnum MPI Ski All Eng.; MFI .....	LX-384
96	8.2L 400 hp MPI BlueWater All Eng.; MFI .....	LX-384
97-96	8.2L 415 hp 502 Magnum EFI All Eng.; MFI .....	LX-384
94	All Eng.; TBI .....	LX-384



<b>KNOCK (DETONATION) SENSOR</b>		
Year	Model	Part No.
07-02	All Eng.; MFI 4.3L 220 hp MPI	KS213
07-98	All Eng.; 2 Bbl. Carb. 5.0L 220 hp	KS3
02-98	All Eng.; TBI 5.0L 240 hp EFI	KS3
07-02	All Eng.; MFI 5.0L 260 hp MPI	KS213
97-96	All Eng.; 2 Bbl. Carb. 5.7L 210 hp	KS3
96	All Eng.; 2 Bbl. Carb. 5.7L 215 hp Competition Ski	KS3
97	All Eng.; TBI 5.7L 220 hp EFI	KS3 <sup>2U</sup>
92-89	All Eng.; 4 Bbl. Carb. 5.7L 230 hp	KS3
95-93	All Eng.; 4 Bbl. Carb. 5.7L 235 hp	KS3
91-89	All Eng.; 4 Bbl. Carb. 5.7L 240 hp	KS3
91-89	All Eng.; 4 Bbl. Carb. 5.7L 240 hp 350 Magnum	KS3
07-03	All Eng.; 2 Bbl. Carb. 5.7L 250 hp	KS3
02-98	All Eng.; 2 Bbl. Carb.	KS3
95-92	All Eng.; 4 Bbl. Carb.	KS3
97-92	All Eng.; 4 Bbl. Carb. 5.7L 250 hp 350 Magnum	KS3
95-89	All Eng.; 4 Bbl. Carb. 5.7L 250 hp BlueWater	KS3
95	All Eng.; 4 Bbl. Carb. 5.7L 250 hp Competition Ski	KS3
94-89	All Eng.; 4 Bbl. Carb.	KS3
95	All Eng.; TBI 5.7L 250 hp EFI	KS3 <sup>2U</sup>
97-96	All Eng.; 4 Bbl. Carb. 5.7L 250 hp LX	KS3
97	All Eng.; TBI 5.7L 250 hp LX EFI	KS3 <sup>2U</sup>
96	All Eng.; TBI	KS3 <sup>2U</sup>
80	All Eng.; 4 Bbl. Carb. 5.7L 255 hp MIE	KS3
07-98	All Eng.; 2 Bbl. Carb. 5.7L 260 hp	KS3
97	All Eng.; 4 Bbl. Carb.	KS3
88-80	All Eng.; 4 Bbl. Carb.	KS3
96	All Eng.; 4 Bbl. Carb. 5.7L 260 hp BlueWater	KS3
88-86	All Eng.; 4 Bbl. Carb.	KS3
97	All Eng.; 2 Bbl. Carb. 5.7L 260 hp Competition Ski	KS3
88	All Eng.; 4 Bbl. Carb.	KS3
02	All Eng.; TBI 5.7L 260 hp EFI	KS3 <sup>2U</sup>
01-98	All Eng.; TBI	KS3 <sup>2U</sup>
85-81	All Eng.; 4 Bbl. Carb. 5.7L 260 hp MIE	KS3
87-86	All Eng.; 4 Bbl. Carb. 5.7L 260 hp Ski	KS3
96	All Eng.; TBI 5.7L 265 hp 350 Mag EFI Tournament Ski	KS3 <sup>2U</sup>
96	All Eng.; 4 Bbl. Carb. 5.7L 265 hp 350 Mag Tournament Ski	KS3
95	All Eng.; TBI 5.7L 265 hp 350 Magnum EFI	KS3 <sup>2U</sup>
95	All Eng.; TBI 5.7L 265 hp 350 Magnum EFI Tournament	KS3 <sup>2U</sup>

Continued on Next Column

<b>KNOCK (DETONATION) SENSOR</b>		
Year	Model	Part No.
97-95	All Eng.; 4 Bbl. Carb. 5.7L 265 hp 350 Magnum Tournament Ski	KS3
94	All Eng.; 4 Bbl. Carb.	KS3
93-92	All Eng.; 4 Bbl. Carb.	KS3
07-01	All Eng.; 2 Bbl. Carb. 5.7L 270 hp	KS3
00	All Eng.; 2 Bbl. Carb.	KS3
99	All Eng.; 2 Bbl. Carb.	KS3
88-87	All Eng.; 4 Bbl. Carb. 5.7L 270 hp 350 Magnum	KS3
97	All Eng.; TBI 5.7L 280 hp 350 Magnum EFI Gen+	KS3 <sup>2U</sup>
96	All Eng.; MFI 5.7L 280 hp 350 Magnum MPI Ski	KS213 <sup>2U</sup>
97	All Eng.; TBI 5.7L 280 hp LX EFI Gen+	KS3 <sup>2U</sup>
97	All Eng.; TBI 5.7L 290 hp 350 Magnum EFI Gen+	KS3 <sup>2U</sup>
97	All Eng.; TBI 5.7L 290 hp LX EFI Gen+	KS3 <sup>2U</sup>
07-02	All Eng.; MFI 5.7L 300 hp 350 Mag MPI	KS213 <sup>2U</sup>
01-98	All Eng.; MFI	KS213 <sup>2U</sup>
07-03	All Eng.; MFI 5.7L 300 hp 350 Mag MPI Horizon	KS213 <sup>2U</sup>
02	All Eng.; MFI	KS213 <sup>2U</sup>
01-00	All Eng.; MFI	KS213 <sup>2U</sup>
97-96	All Eng.; MFI 5.7L 300 hp 350 Magnum MPI Gen+	KS213 <sup>2U</sup>
86-85	All Eng.; 4 Bbl. Carb. 5.7L 300 hp Tempest	KS3
07-99	All Eng.; MFI 5.7L 315 hp 350 Mag MPI	KS213 <sup>2U</sup>
98	All Eng.; MFI 5.7L 315 hp Black Scorpion	KS3
97	All Eng.; MFI	KS3
89-87	All Eng.; TBI 5.7L 320 hp EFI	KS3 <sup>2U</sup>
07-99	All Eng.; MFI 5.7L 330 hp Black Scorpion	KS3
07-01	All Eng.; MFI 6.2L 320 hp MX MPI	KS213
07-02	All Eng.; MFI 6.2L 320 hp MX MPI Horizon	KS213
07-02	All Eng.; MFI 6.2L 340 hp MX Black Scorpion	KS3
98	All Eng.; MFI 6.2L 360 hp Scorpion 377	KS3
97-96	All Eng.; 4 Bbl. Carb. 7.4L 300 hp	KS8
95-89	All Eng.; 4 Bbl. Carb.	KS8
97	All Eng.; TBI 7.4L 300 hp LX EFI	KS8
97	All Eng.; 4 Bbl. Carb. 7.4L 310 hp	KS8
96-95	All Eng.; 4 Bbl. Carb. 7.4L 310 hp BlueWater	KS8
94	All Eng.; 4 Bbl. Carb.	KS8
93-91	All Eng.; 4 Bbl. Carb.	KS8
97	All Eng.; TBI 7.4L 310 hp EFI	KS8
00-98	All Eng.; MFI 7.4L 310 hp MPI	KS8
88-85	All Eng.; 4 Bbl. Carb. 7.4L 330 hp	KS8
87	All Eng.; 4 Bbl. Carb. 7.4L 330 hp 454 Magnum	KS8

Continued on Next Page

# MerCruiser Marine

## KNOCK (DETONATION) SENSOR

Year	Model	Part No.
90-89	7.4L 330 hp BlueWater All Eng.; 4 Bbl. Carb. ....	KS8
97-96	7.4L 330 hp LX MPI All Eng.; MFI .....	KS8
80	7.4L 330 hp MIE All Eng.; 4 Bbl. Carb. ....	KS8
87-82	7.4L 330 hp TR All Eng.; 4 Bbl. Carb. ....	KS8
87-82	7.4L 330 hp TRS All Eng.; 4 Bbl. Carb. ....	KS8
88-86	7.4L 340 hp BlueWater All Eng.; 4 Bbl. Carb. ....	KS8
85-81	7.4L 340 hp MIE All Eng.; 4 Bbl. Carb. ....	KS8
97	7.4L 340 hp MPI All Eng.; MFI .....	KS8
96	7.4L 340 hp MPI BlueWater All Eng.; MFI .....	KS8
97-91	7.4L 350 hp 454 Magnum All Eng.; 4 Bbl. Carb. ....	KS8
95	7.4L 350 hp EFI BlueWater All Eng.; MFI .....	KS8
90-89	7.4L 360 hp 454 Magnum All Eng.; 4 Bbl. Carb. ....	KS8
88	7.4L 365 hp 454 Magnum All Eng.; 4 Bbl. Carb. ....	KS8
87-80	7.4L 370 hp All Eng.; 4 Bbl. Carb. ....	KS8
00-98	7.4L 380 hp 454 Mag MPI Horizon All Eng.; MFI .....	KS8
00-98	7.4L 385 hp 454 Mag MPI All Eng.; MFI .....	KS8
95	7.4L 385 hp 454 Magnum EFI All Eng.; TBI .....	KS8
94	7.4L 385 hp 454 Magnum EFI All Eng.; TBI .....	KS8
97	7.4L 385 hp 454 Magnum MPI All Eng.; MFI .....	KS8
96	7.4L 385 hp 454 Magnum MPI All Eng.; MFI .....	KS8

Continued on Next Column

## MAP SENSOR

Year	Model	Part No.
02-98	5.0L 240 hp EFI All Eng.; TBI .....	AS59
97	5.7L 220 hp EFI All Eng.; TBI .....	AS59
95	5.7L 250 hp EFI All Eng.; TBI .....	AS59
97	5.7L 250 hp LX EFI All Eng.; TBI .....	AS59
96	5.7L 250 hp LX EFI All Eng.; TBI .....	AS59
02	5.7L 260 hp EFI All Eng.; TBI .....	AS59
01-98	5.7L 260 hp EFI All Eng.; TBI .....	AS59
96	5.7L 265 hp 350 Mag EFI Tournament Ski All Eng.; TBI .....	AS59
95	5.7L 265 hp 350 Magnum EFI All Eng.; TBI .....	AS59
95	5.7L 265 hp 350 Magnum EFI Tournament All Eng.; TBI .....	AS59
97	5.7L 280 hp 350 Magnum EFI Gen+ All Eng.; TBI .....	AS59
97	5.7L 280 hp LX EFI Gen+ All Eng.; TBI .....	AS59
97	5.7L 290 hp 350 Magnum EFI Gen+ All Eng.; TBI .....	AS59

Continued on Next Column

## KNOCK (DETONATION) SENSOR

Year	Model	Part No.
95-94	7.4L 395 hp 454 Magnum EFI Tournament Ski All Eng.; TBI .....	KS8
96	7.4L 395 hp 454 Magnum MPI Ski All Eng.; MFI .....	KS8
04-01	8.1L 370 hp Horizon All Eng.; MFI .....	KS213
07-01	8.1L 375 hp 496 Mag All Eng.; MFI .....	KS213
04-01	8.1L 420 hp High Output All Eng.; MFI .....	KS213
07-01	8.1L 425 hp 496 Mag High Output All Eng.; MFI .....	KS213
00-97	8.2L 400 hp MPI All Eng.; MFI .....	KS213
96	8.2L 400 hp MPI BlueWater All Eng.; MFI .....	KS8
00-98	8.2L 415 hp 502 Mag MPI All Eng.; MFI .....	KS213
97-96	8.2L 415 hp 502 Magnum EFI All Eng.; MFI .....	KS8
95-94	8.2L 415 hp 502 Magnum EFI All Eng.; TBI .....	KS8
07-05	8.1L 370 hp Horizon S All Eng.; MFI .....	KS213
07-05	8.1L 420 hp High Output S All Eng.; MFI .....	KS213

## MAP SENSOR

Year	Model	Part No.
97	5.7L 290 hp LX EFI Gen+ All Eng.; TBI .....	AS59
98	5.7L 315 hp Black Scorpion All Eng.; MFI; OE:w/ Serial No. OL002699 and Below .....	AS165
97	5.7L 315 hp Black Scorpion All Eng.; MFI; OE:w/ Serial No. OL002699 and Below .....	AS165
89-87	5.7L 320 hp EFI All Eng.; TBI .....	AS59
07-99	5.7L 330 hp Black Scorpion All Eng.; MFI; OE:w/ Serial No. OL002699 and Below .....	AS165
07-02	6.2L 340 hp MX Black Scorpion All Eng.; MFI; OE:w/ Serial No. OL002699 and Below .....	AS165
98	6.2L 360 hp Scorpion 377 All Eng.; MFI; OE:w/ Serial No. OL002699 and Below .....	AS165
97	7.4L 310 hp EFI All Eng.; TBI .....	AS165
00-98	7.4L 310 hp MPI All Eng.; MFI .....	AS59
97-96	7.4L 330 hp LX MPI All Eng.; MFI .....	AS59

Continued on Next Page

MAP SENSOR		
Year	Model	Part No.
97	All Eng.; MFI 7.4L 340 hp MPI	AS59
96	All Eng.; MFI 7.4L 340 hp MPI BlueWater	AS59
95	All Eng.; MFI 7.4L 350 hp EFI BlueWater	AS59
00-98	All Eng.; MFI 7.4L 380 hp 454 Mag MPI Horizon	AS59
00-98	All Eng.; MFI 7.4L 385 hp 454 Mag MPI	AS59
95	All Eng.; TBI 7.4L 385 hp 454 Magnum EFI	AS165
94	All Eng.; TBI	AS165
97	All Eng.; MFI 7.4L 385 hp 454 Magnum MPI	AS59
96	All Eng.; MFI	AS59
95-94	All Eng.; TBI 7.4L 395 hp 454 Magnum EFI Tournament Ski	AS165
96	All Eng.; MFI 7.4L 395 hp 454 Magnum MPI Ski	AS59
04-01	All Eng.; MFI 8.1L 370 hp Horizon	AS59

Continued on Next Column

MAP SENSOR		
Year	Model	Part No.
07-01	All Eng.; MFI 8.1L 375 hp 496 Mag	AS59
04-01	All Eng.; MFI 8.1L 420 hp High Output	AS59
07-01	All Eng.; MFI 8.1L 425 hp 496 Mag High Output	AS59
96	All Eng.; MFI 8.2L 400 hp MPI BlueWater	AS165
97-96	All Eng.; MFI 8.2L 415 hp 502 Magnum EFI	AS165
94	All Eng.; TBI	AS165
07-05	All Eng.; MFI 8.1L 370 hp Horizon S	AS59
07-05	All Eng.; MFI 8.1L 420 hp High Output S	AS59

OIL PRESSURE GAUGE SWITCH		
Year	Model	Part No.
89-80	All Eng.; 2 Bbl. Carb. 2.5L 120hp	PS-219
88	All Eng.; 2 Bbl. Carb. 3.0L 130 hp	PS-219
87	All Eng.; 2 Bbl. Carb.	PS-219
07-04	All Eng.; 2 Bbl. Carb. 3.0L 135 hp	PS-219
03-98	All Eng.; 2 Bbl. Carb.	PS-219
97-90	All Eng.; 2 Bbl. Carb. 3.0L 135 hp LX	PS-219
89	All Eng.; 2 Bbl. Carb.	PS-219
86-80	All Eng.; 2 Bbl. Carb. 3.0L 140 hp	PS-219
88-87	All Eng.; 2 Bbl. Carb. 3.7L 165 hp	PS-219
86-80	All Eng.; 2 Bbl. Carb. 3.7L 170 hp	PS-219
88-87	All Eng.; 4 Bbl. Carb. 3.7L 180 hp	PS-219
88	All Eng.; 4 Bbl. Carb. 3.7L 180 hp LX	PS-219
81-80	All Eng.; 2 Bbl. Carb. 3.7L 180 hp MIE	PS-219
82-80	All Eng.; 2 Bbl. Carb. 3.7L 185 hp	PS-219
86-83	All Eng.; 4 Bbl. Carb. 3.7L 190 hp	PS-219
84-83	All Eng.; 4 Bbl. Carb. 3.8L 185 hp	PS-219
81-80	All Eng.; 2 Bbl. Carb. 4.1L 165 hp	PS-219
93	All Eng.; 2 Bbl. Carb. 4.3L 155 hp	PS-219
92	All Eng.; 2 Bbl. Carb.	PS-219
91	All Eng.; 2 Bbl. Carb.	PS-219
90	All Eng.; 2 Bbl. Carb.	PS-219
89	All Eng.; 2 Bbl. Carb.	PS-219

Continued on Next Column

OIL PRESSURE GAUGE SWITCH		
Year	Model	Part No.
96	All Eng.; 2 Bbl. Carb. 4.3L 160 hp	PS-219
95-94	All Eng.; 2 Bbl. Carb.	PS-219
88-86	All Eng.; 2 Bbl. Carb. 4.3L 175 hp	PS-219
93-89	All Eng.; 4 Bbl. Carb. 4.3L 175 hp LX	PS-219
96-94	All Eng.; 4 Bbl. Carb. 4.3L 180 hp LX	PS-219
87-85	All Eng.; 2 Bbl. Carb. 4.3L 185 hp	PS-219
07-04	All Eng.; 2 Bbl. Carb. 4.3L 190 hp	PS-219
03-98	All Eng.; 2 Bbl. Carb.	PS-219
97	All Eng.; 2 Bbl. Carb. 4.3L 190 hp LX Gen+	PS-219
87-85	All Eng.; 4 Bbl. Carb. 4.3L 205 hp	PS-219
97	All Eng.; TBI 4.3L 205 hp 262 Magnum EFI Gen+	PS-219
01-00	All Eng.; 4 Bbl. Carb. 4.3L 205 hp LH	PS-219
99-98	All Eng.; 4 Bbl. Carb.	PS-219
88	All Eng.; 4 Bbl. Carb. 4.3L 205 hp LX	PS-219
97	All Eng.; 4 Bbl. Carb. 4.3L 205 hp LXH Gen+	PS-219
02-98	All Eng.; TBI 4.3L 210 hp EFI	PS-219
07-02	All Eng.; MFI 4.3L 220 hp MPI	PS-219
92-89	All Eng.; 2 Bbl. Carb. 5.0L 180 hp	PS-219
95-93	All Eng.; 2 Bbl. Carb. 5.0L 190 hp	PS-219
88-80	All Eng.; 2 Bbl. Carb. 5.0L 200 hp	PS-219

Continued on Next Page

# MerCruiser Marine

## OIL PRESSURE GAUGE SWITCH

Year	Model	Part No.
	<b>5.0L 205 hp LX</b>	
95	All Eng.; 4 Bbl. Carb. ....	PS-219
94	All Eng.; 4 Bbl. Carb. ....	PS-219
93-89	All Eng.; 4 Bbl. Carb. ....	PS-219
	<b>5.0L 220 hp</b>	
07	All Eng.; 2 Bbl. Carb. ....	PS-219
06	All Eng.; 2 Bbl. Carb. ....	PS-219
05-04	All Eng.; 2 Bbl. Carb. ....	PS-219
03-98	All Eng.; 2 Bbl. Carb. ....	PS-219
	<b>5.0L 230 hp</b>	
87-80	All Eng.; 4 Bbl. Carb. ....	PS-219
	<b>5.0L 230 hp BlueWater</b>	
88-86	All Eng.; 4 Bbl. Carb. ....	PS-219
	<b>5.0L 230 hp LX</b>	
88	All Eng.; 4 Bbl. Carb. ....	PS-219
	<b>5.0L 230 hp MIE</b>	
85-83	All Eng.; 4 Bbl. Carb. ....	PS-219
82-80	All Eng.; 4 Bbl. Carb. ....	PS-219
	<b>5.0L 240 hp EFI</b>	
02-98	All Eng.; TBI ....	PS-219
	<b>5.7L 210 hp</b>	
97	All Eng.; 2 Bbl. Carb. ....	PS-219
96	All Eng.; 2 Bbl. Carb. ....	PS-219
	<b>5.7L 215 hp Competition Ski</b>	
96	All Eng.; 2 Bbl. Carb. ....	PS-219
	<b>5.7L 220 hp EFI</b>	
97	All Eng.; TBI ....	PS-219
	<b>5.7L 230 hp</b>	
92-89	All Eng.; 4 Bbl. Carb. ....	PS-219
	<b>5.7L 235 hp</b>	
95-93	All Eng.; 4 Bbl. Carb. ....	PS-219
	<b>5.7L 240 hp</b>	
91-90	All Eng.; 4 Bbl. Carb. ....	PS-219
89	All Eng.; 4 Bbl. Carb. ....	PS-219
	<b>5.7L 240 hp 350 Magnum</b>	
91	All Eng.; 4 Bbl. Carb. ....	PS-219
90	All Eng.; 4 Bbl. Carb. ....	PS-219
	<b>5.7L 250 hp</b>	
07-98	All Eng.; 2 Bbl. Carb. ....	PS-219
95-94	All Eng.; 4 Bbl. Carb. ....	PS-219
93	All Eng.; 4 Bbl. Carb. ....	PS-219
92	All Eng.; 4 Bbl. Carb. ....	PS-219
	<b>5.7L 250 hp 350 Magnum</b>	
97	All Eng.; 4 Bbl. Carb. ....	PS-219
96-94	All Eng.; 4 Bbl. Carb. ....	PS-219
93-92	All Eng.; 4 Bbl. Carb. ....	PS-219
	<b>5.7L 250 hp BlueWater</b>	
95-91	All Eng.; 4 Bbl. Carb. ....	PS-219
90-89	All Eng.; 4 Bbl. Carb. ....	PS-219
	<b>5.7L 250 hp Competition Ski</b>	
95	All Eng.; 4 Bbl. Carb. ....	PS-219
94-89	All Eng.; 4 Bbl. Carb. ....	PS-219
	<b>5.7L 250 hp EFI</b>	
95	All Eng.; TBI ....	PS-219
	<b>5.7L 250 hp LX</b>	
97-96	All Eng.; 4 Bbl. Carb. ....	PS-219
	<b>5.7L 250 hp LX EFI</b>	
97	All Eng.; TBI ....	PS-219
96	All Eng.; TBI ....	PS-219
	<b>5.7L 255 hp MIE</b>	
80	All Eng.; 4 Bbl. Carb. ....	PS-219
	<b>5.7L 260 hp</b>	
07-00	All Eng.; 2 Bbl. Carb. ....	PS-219
99-98	All Eng.; 2 Bbl. Carb. ....	PS-219
97	All Eng.; 4 Bbl. Carb. ....	PS-219
88-80	All Eng.; 4 Bbl. Carb. ....	PS-219

Continued on Next Column

## OIL PRESSURE GAUGE SWITCH

Year	Model	Part No.
	<b>5.7L 260 hp BlueWater</b>	
96	All Eng.; 4 Bbl. Carb. ....	PS-219
88-86	All Eng.; 4 Bbl. Carb. ....	PS-219
	<b>5.7L 260 hp Competition Ski</b>	
97	All Eng.; 2 Bbl. Carb. ....	PS-219
88	All Eng.; 4 Bbl. Carb. ....	PS-219
	<b>5.7L 260 hp EFI</b>	
02	All Eng.; TBI ....	PS-219
01-98	All Eng.; TBI ....	PS-219
	<b>5.7L 260 hp MIE</b>	
85-81	All Eng.; 4 Bbl. Carb. ....	PS-219
	<b>5.7L 260 hp Ski</b>	
87-86	All Eng.; 4 Bbl. Carb. ....	PS-219
	<b>5.7L 265 hp 350 Mag EFI Tournament Ski</b>	
96	All Eng.; TBI ....	PS-219
	<b>5.7L 265 hp 350 Mag Tournament Ski</b>	
96	All Eng.; 4 Bbl. Carb. ....	PS-219
	<b>5.7L 265 hp 350 Magnum EFI</b>	
95	All Eng.; TBI ....	PS-219
	<b>5.7L 265 hp 350 Magnum EFI Tournament</b>	
95	All Eng.; TBI ....	PS-219
	<b>5.7L 265 hp 350 Magnum Tournament Ski</b>	
97-95	All Eng.; 4 Bbl. Carb. ....	PS-219
94	All Eng.; 4 Bbl. Carb. ....	PS-219
93-92	All Eng.; 4 Bbl. Carb. ....	PS-219
	<b>5.7L 270 hp</b>	
07-99	All Eng.; 2 Bbl. Carb. ....	PS-219
	<b>5.7L 270 hp 350 Magnum</b>	
88-87	All Eng.; 4 Bbl. Carb. ....	PS-219
	<b>5.7L 280 hp 350 Magnum EFI Gen+</b>	
97	All Eng.; TBI ....	PS-219
	<b>5.7L 280 hp LX EFI Gen+</b>	
97	All Eng.; TBI ....	PS-219
	<b>5.7L 290 hp 350 Magnum EFI Gen+</b>	
97	All Eng.; TBI ....	PS-219
	<b>5.7L 290 hp LX EFI Gen+</b>	
97	All Eng.; TBI ....	PS-219
	<b>5.7L 300 hp Tempest</b>	
86-85	All Eng.; 4 Bbl. Carb. ....	PS-219
	<b>5.7L 315 hp Black Scorpion</b>	
98	All Eng.; MFI ....	PS-219
97	All Eng.; MFI ....	PS-219
	<b>5.7L 320 hp EFI</b>	
89-87	All Eng.; TBI ....	PS-219
	<b>5.7L 330 hp Black Scorpion</b>	
07-04	All Eng.; MFI ....	PS-219
03-99	All Eng.; MFI ....	PS-219
	<b>6.2L 320 hp MX MPI</b>	
07-04	All Eng.; MFI ....	PS-219
03-01	All Eng.; MFI ....	PS-219
	<b>6.2L 320 hp MX MPI Horizon</b>	
07-04	All Eng.; MFI ....	PS-219
03-02	All Eng.; MFI ....	PS-219
	<b>6.2L 340 hp MX Black Scorpion</b>	
07-04	All Eng.; MFI ....	PS-219
03-02	All Eng.; MFI ....	PS-219
	<b>6.2L 360 hp Scorpion 377</b>	
98	All Eng.; MFI ....	PS-219
	<b>7.4L 300 hp</b>	
97-91	All Eng.; 4 Bbl. Carb. ....	PS-219
90	All Eng.; 4 Bbl. Carb. ....	PS-219
89	All Eng.; 4 Bbl. Carb. ....	PS-219
	<b>7.4L 300 hp LX EFI</b>	
97	All Eng.; TBI ....	PS-219
	<b>7.4L 310 hp</b>	
97	All Eng.; 4 Bbl. Carb. ....	PS-219

Continued on Next Page

## OIL PRESSURE GAUGE SWITCH

Year	Model	Part No.
	<b>7.4L 310 hp BlueWater</b>	
96-95	All Eng.; 4 Bbl. Carb. ....	PS-219
94	All Eng.; 4 Bbl. Carb. ....	PS-219
93-91	All Eng.; 4 Bbl. Carb. ....	PS-219
	<b>7.4L 310 hp EFI</b>	
97	All Eng.; TBI .....	PS-219
	<b>7.4L 310 hp MPI</b>	
00-98	All Eng.; MFI .....	PS-219
	<b>7.4L 330 hp</b>	
88	All Eng.; 4 Bbl. Carb. ....	PS-219
87	All Eng.; 4 Bbl. Carb. ....	PS-219
85	All Eng.; 4 Bbl. Carb. ....	PS-219
	<b>7.4L 330 hp 454 Magnum</b>	
87	All Eng.; 4 Bbl. Carb. ....	PS-219
	<b>7.4L 330 hp BlueWater</b>	
90	All Eng.; 4 Bbl. Carb. ....	PS-219
89	All Eng.; 4 Bbl. Carb. ....	PS-219
	<b>7.4L 330 hp LX MPI</b>	
97-96	All Eng.; MFI .....	PS-219
	<b>7.4L 330 hp MIE</b>	
80	All Eng.; 4 Bbl. Carb. ....	PS-219
	<b>7.4L 330 hp TR</b>	
87-82	All Eng.; 4 Bbl. Carb. ....	PS-219
	<b>7.4L 330 hp TRS</b>	
87-82	All Eng.; 4 Bbl. Carb. ....	PS-219
	<b>7.4L 340 hp BlueWater</b>	
88-86	All Eng.; 4 Bbl. Carb. ....	PS-219
	<b>7.4L 340 hp MIE</b>	
85	All Eng.; 4 Bbl. Carb. ....	PS-219
84	All Eng.; 4 Bbl. Carb. ....	PS-219
	<b>7.4L 340 hp MPI</b>	
97	All Eng.; MFI .....	PS-219
	<b>7.4L 340 hp MPI BlueWater</b>	
96	All Eng.; MFI .....	PS-219
	<b>7.4L 350 hp 454 Magnum</b>	
97-91	All Eng.; 4 Bbl. Carb. ....	PS-219
	<b>7.4L 350 hp EFI BlueWater</b>	
95	All Eng.; MFI .....	PS-219
	<b>7.4L 360 hp 454 Magnum</b>	
90-89	All Eng.; 4 Bbl. Carb. ....	PS-219
	<b>7.4L 365 hp 454 Magnum</b>	
88	All Eng.; 4 Bbl. Carb. ....	PS-219
	<b>7.4L 370 hp</b>	
87-80	All Eng.; 4 Bbl. Carb. ....	PS-219
	<b>7.4L 380 hp 454 Mag MPI Horizon</b>	
00-98	All Eng.; MFI .....	PS-219
	<b>7.4L 385 hp 454 Mag MPI</b>	
00-98	All Eng.; MFI .....	PS-219
	<b>7.4L 385 hp 454 Magnum EFI</b>	
95	All Eng.; TBI .....	PS-219
94	All Eng.; TBI .....	PS-219
	<b>7.4L 385 hp 454 Magnum MPI</b>	
97	All Eng.; MFI .....	PS-219
96	All Eng.; MFI .....	PS-219

Continued on Next Column

## SPARK PLUG WIRE SET

Year	Model	Premium Wire Set
	<b>2.5L 120hp</b>	
89	All Eng.; 2 Bbl. Carb. - Digital Ignition .....	4404M
	All Eng.; 2 Bbl. Carb. - Standard Ignition .....	4402M
88	All Eng.; 2 Bbl. Carb. - Digital Ignition .....	4404M
	All Eng.; 2 Bbl. Carb. - Standard Ignition .....	4402M
87-80	All Eng.; 2 Bbl. Carb. - Digital Ignition .....	4404M

Continued on Next Column

## OIL PRESSURE GAUGE SWITCH

Year	Model	Part No.
	<b>7.4L 395 hp 454 Magnum EFI Tournament Ski</b>	
95-94	All Eng.; TBI .....	PS-219
	<b>7.4L 395 hp 454 Magnum MPI Ski</b>	
96	All Eng.; MFI .....	PS-219
	<b>7.4L 400 hp</b>	
86-80	All Eng.; 4 Bbl. Carb. ....	PS-219
	<b>7.4L 420 hp</b>	
89-87	All Eng.; 4 Bbl. Carb. ....	PS-219
	<b>7.4L 440 hp TRS</b>	
86-83	All Eng.; 4 Bbl. Carb. ....	PS-219
	<b>8.1L 370 hp Horizon</b>	
04-01	All Eng.; MFI .....	PS-219
	<b>8.1L 375 hp 496 Mag</b>	
07-01	All Eng.; MFI .....	PS-219
	<b>8.1L 420 hp High Output</b>	
04-01	All Eng.; MFI .....	PS-219
	<b>8.1L 425 hp 496 Mag High Output</b>	
07-01	All Eng.; MFI .....	PS-219
	<b>8.2L 400 hp BlueWater</b>	
95	All Eng.; 4 Bbl. Carb. ....	PS-219
94	All Eng.; 4 Bbl. Carb. ....	PS-219
93-91	All Eng.; 4 Bbl. Carb. ....	PS-219
	<b>8.2L 400 hp MPI</b>	
00-98	All Eng.; MFI .....	PS-219
97	All Eng.; MFI .....	PS-219
	<b>8.2L 400 hp MPI BlueWater</b>	
96	All Eng.; MFI .....	PS-219
	<b>8.2L 410 hp 502 Magnum</b>	
93-89	All Eng.; 4 Bbl. Carb. ....	PS-219
	<b>8.2L 410 hp BlueWater</b>	
90-89	All Eng.; 4 Bbl. Carb. ....	PS-219
	<b>8.2L 415 hp 502 Magnum EFI</b>	
97-96	All Eng.; MFI .....	PS-219
95	All Eng.; TBI .....	PS-219
94	All Eng.; TBI .....	PS-219
	<b>8.1L 370 hp Horizon S</b>	
07-05	All Eng.; MFI .....	PS-219
	<b>8.1L 420 hp High Output S</b>	
07	All Eng.; MFI .....	PS-219
06	All Eng.; MFI .....	PS-219

Continued on Next Page

## SPARK PLUG WIRE SET

Year	Model	Premium Wire Set
	<b>2.5L 120hp (Cont'd)</b>	
87-80	All Eng.; 2 Bbl. Carb. - Standard Ignition .....	4402M
	<b>3.0L 115 hp</b>	
94-89	All Eng.; 2 Bbl. Carb. ....	4402M
	<b>3.0L 130 hp</b>	
88	All Eng.; 2 Bbl. Carb. ....	4402M

# MerCruiser Marine

## SPARK PLUG WIRE SET

Year	Model	Premium Wire Set
	<b>3.0L 130 hp (Cont'd)</b>	
87	All Eng.; 2 Bbl. Carb. ....	4402M
	<b>3.0L 135 hp</b>	
07-98	All Eng.; 2 Bbl. Carb. ....	4409M
	<b>3.0L 135 hp LX</b>	
97-89	All Eng.; 2 Bbl. Carb. ....	4402M
	<b>3.0L 140 hp</b>	
86-82	All Eng.; 2 Bbl. Carb. ....	4409M
81-80	All Eng.; 2 Bbl. Carb. ....	4409M
	<b>3.7L 165 hp</b>	
88-87	All Eng.; 2 Bbl. Carb. ....	4407M
	<b>3.7L 170 hp</b>	
86-80	All Eng.; 2 Bbl. Carb. ....	4407M
	<b>3.7L 180 hp</b>	
88-87	All Eng.; 4 Bbl. Carb. ....	4407M
	<b>3.7L 180 hp LX</b>	
88	All Eng.; 4 Bbl. Carb. ....	4407M
	<b>3.7L 180 hp MIE</b>	
81-80	All Eng.; 2 Bbl. Carb. ....	4407M
	<b>3.7L 185 hp</b>	
82-80	All Eng.; 2 Bbl. Carb. ....	4407M
	<b>3.7L 190 hp</b>	
86-83	All Eng.; 4 Bbl. Carb. ....	4407M
	<b>3.8L 185 hp</b>	
84-83	All Eng.; 4 Bbl. Carb. ....	4603M
	<b>4.1L 165 hp</b>	
81-80	All Eng.; 2 Bbl. Carb. ....	4100M
	<b>4.3L 155 hp</b>	
93	All Eng.; 2 Bbl. Carb. ....	4607M
92	All Eng.; 2 Bbl. Carb. ....	4607M
91	All Eng.; 2 Bbl. Carb. ....	4607M
90	All Eng.; 2 Bbl. Carb. ....	4607M
89	All Eng.; 2 Bbl. Carb. ....	4607M
	<b>4.3L 160 hp</b>	
96	All Eng.; 2 Bbl. Carb. ....	4607M
95-94	All Eng.; 2 Bbl. Carb. ....	4607M
	<b>4.3L 175 hp</b>	
88-86	All Eng.; 2 Bbl. Carb. ....	4607M
	<b>4.3L 175 hp LX</b>	
93-89	All Eng.; 4 Bbl. Carb. ....	4607M
	<b>4.3L 180 hp LX</b>	
96-94	All Eng.; 4 Bbl. Carb. ....	4607M
	<b>4.3L 185 hp</b>	
87-85	All Eng.; 2 Bbl. Carb. ....	4607M
	<b>4.3L 190 hp</b>	
07-98	All Eng.; 2 Bbl. Carb. ....	4607M
	<b>4.3L 190 hp LX Gen+</b>	
97	All Eng.; 2 Bbl. Carb. ....	4607M
	<b>4.3L 205 hp</b>	
87-85	All Eng.; 4 Bbl. Carb. ....	4607M
	<b>4.3L 205 hp 262 Magnum EFI Gen+</b>	
97	All Eng.; TBI	4607M
	<b>4.3L 205 hp LH</b>	
01-98	All Eng.; 4 Bbl. Carb. ....	4607M
	<b>4.3L 205 hp LX</b>	
88	All Eng.; 4 Bbl. Carb. ....	4607M
	<b>4.3L 205 hp LXH Gen+</b>	
97	All Eng.; 4 Bbl. Carb. ....	4607M
	<b>4.3L 210 hp EFI</b>	
02-98	All Eng.; TBI	4607M
	<b>4.3L 220 hp MPI</b>	
07-02	All Eng.; MFI	4606M
	<b>5.0L 180 hp</b>	
92-89	All Eng.; 2 Bbl. Carb. ....	4810M
	<b>5.0L 190 hp</b>	
95-93	All Eng.; 2 Bbl. Carb. ....	4810M

Continued on Next Column

## SPARK PLUG WIRE SET

Year	Model	Premium Wire Set
	<b>5.0L 200 hp</b>	
88-80	All Eng.; 2 Bbl. Carb. ....	4810M
	<b>5.0L 205 hp LX</b>	
95	All Eng.; 4 Bbl. Carb. ....	4810M
94	All Eng.; 4 Bbl. Carb. ....	4810M
93-89	All Eng.; 4 Bbl. Carb. ....	4810M
	<b>5.0L 220 hp</b>	
07-98	All Eng.; 2 Bbl. Carb. ....	4810M
	<b>5.0L 230 hp</b>	
87-80	All Eng.; 4 Bbl. Carb. - Left Hand Rotation .....	4827M
	All Eng.; 4 Bbl. Carb. - Right Hand Rotation ...	4810M
	<b>5.0L 230 hp BlueWater</b>	
88-86	All Eng.; 4 Bbl. Carb. - Left Hand Rotation .....	4827M
	All Eng.; 4 Bbl. Carb. - Right Hand Rotation ...	4810M
	<b>5.0L 230 hp LX</b>	
88	All Eng.; 4 Bbl. Carb. ....	4810M
	<b>5.0L 230 hp MIE</b>	
85-83	All Eng.; 4 Bbl. Carb. - Left Hand Rotation .....	4827M
	All Eng.; 4 Bbl. Carb. - Right Hand Rotation ...	4810M
82-80	All Eng.; 4 Bbl. Carb. - Left Hand Rotation .....	4827M
	All Eng.; 4 Bbl. Carb. - Right Hand Rotation ...	4810M
	<b>5.0L 240 hp EFI</b>	
02-99	All Eng.; TBI	4817M
98	All Eng.; TBI	4819M
	<b>5.0L 260 hp MPI</b>	
07-02	All Eng.; MFI	4814M
	<b>5.7L 210 hp</b>	
97	All Eng.; 2 Bbl. Carb. ....	4810M
96	All Eng.; 2 Bbl. Carb. ....	4810M
	<b>5.7L 215 hp Competition Ski</b>	
96	All Eng.; 2 Bbl. Carb. ....	4810M
	<b>5.7L 220 hp EFI</b>	
97	All Eng.; TBI	4817M
	<b>5.7L 230 hp</b>	
92-89	All Eng.; 4 Bbl. Carb. ....	4810M
	<b>5.7L 235 hp</b>	
95-93	All Eng.; 4 Bbl. Carb. ....	4810M
	<b>5.7L 240 hp</b>	
91-90	All Eng.; 4 Bbl. Carb. ....	4810M
89	All Eng.; 4 Bbl. Carb. ....	4810M
	<b>5.7L 240 hp 350 Magnum</b>	
91-90	All Eng.; 4 Bbl. Carb. ....	4810M
89	All Eng.; 4 Bbl. Carb. ....	4810M
	<b>5.7L 250 hp</b>	
07-98	All Eng.; 2 Bbl. Carb. ....	4810M
95-94	All Eng.; 4 Bbl. Carb. ....	4810M
93	All Eng.; 4 Bbl. Carb. ....	4810M
92	All Eng.; 4 Bbl. Carb. ....	4810M
	<b>5.7L 250 hp 350 Magnum</b>	
97	All Eng.; 4 Bbl. Carb. ....	4810M
96-94	All Eng.; 4 Bbl. Carb. ....	4810M
93-92	All Eng.; 4 Bbl. Carb. ....	4810M
	<b>5.7L 250 hp BlueWater</b>	
95-91	All Eng.; 4 Bbl. Carb. ....	4810M
90-89	All Eng.; 4 Bbl. Carb. ....	4810M
	<b>5.7L 250 hp Competition Ski</b>	
95	All Eng.; 4 Bbl. Carb. ....	4810M
94-89	All Eng.; 4 Bbl. Carb. ....	4810M
	<b>5.7L 250 hp EFI</b>	
95	All Eng.; TBI	4817M
	<b>5.7L 250 hp LX</b>	
97-96	All Eng.; 4 Bbl. Carb. ....	4810M
	<b>5.7L 250 hp LX EFI</b>	
97	All Eng.; TBI	4817M
96	All Eng.; TBI	4817M

Continued on Next Page

<b>SPARK PLUG WIRE SET</b>		
Year	Model	Premium Wire Set
	<b>5.7L 255 hp MIE</b>	
80	All Eng.; 4 Bbl. Carb. ....	4810M
	<b>5.7L 260 hp</b>	
07-00	All Eng.; 2 Bbl. Carb. ....	4810M
99-98	All Eng.; 2 Bbl. Carb. ....	4810M
97	All Eng.; 4 Bbl. Carb. ....	4810M
88-80	All Eng.; 4 Bbl. Carb. ....	4810M
	<b>5.7L 260 hp BlueWater</b>	
96	All Eng.; 4 Bbl. Carb. ....	4810M
88-86	All Eng.; 4 Bbl. Carb. ....	4810M
	<b>5.7L 260 hp Competition Ski</b>	
97	All Eng.; 2 Bbl. Carb. ....	4810M
88	All Eng.; 4 Bbl. Carb. ....	4810M
	<b>5.7L 260 hp EFI</b>	
02	All Eng.; TBI .....	4817M
01-98	All Eng.; TBI .....	4817M
	<b>5.7L 260 hp MIE</b>	
85-81	All Eng.; 4 Bbl. Carb. ....	4810M
	<b>5.7L 260 hp Ski</b>	
87-86	All Eng.; 4 Bbl. Carb. ....	4810M
	<b>5.7L 265 hp 350 Mag EFI Tournament Ski</b>	
96	All Eng.; TBI .....	4817M
	<b>5.7L 265 hp 350 Mag Tournament Ski</b>	
96	All Eng.; 4 Bbl. Carb. ....	4810M
	<b>5.7L 265 hp 350 Magnum EFI</b>	
95	All Eng.; TBI .....	4817M
	<b>5.7L 265 hp 350 Magnum EFI Tournament</b>	
95	All Eng.; TBI .....	4817M
	<b>5.7L 265 hp 350 Magnum Tournament Ski</b>	
97-95	All Eng.; 4 Bbl. Carb. ....	4810M
94	All Eng.; 4 Bbl. Carb. ....	4810M
93-92	All Eng.; 4 Bbl. Carb. ....	4810M
	<b>5.7L 270 hp</b>	
07-99	All Eng.; 2 Bbl. Carb. ....	4810M
	<b>5.7L 270 hp 350 Magnum</b>	
88-87	All Eng.; 4 Bbl. Carb. ....	4810M
	<b>5.7L 280 hp 350 Magnum EFI Gen+</b>	
97	All Eng.; TBI .....	4817M
	<b>5.7L 280 hp 350 Magnum MPI Ski</b>	
96	All Eng.; MFI .....	4814M
	<b>5.7L 280 hp LX EFI Gen+</b>	
97	All Eng.; TBI .....	4817M
	<b>5.7L 290 hp 350 Magnum EFI Gen+</b>	
97	All Eng.; TBI .....	4817M
	<b>5.7L 290 hp LX EFI Gen+</b>	
97	All Eng.; TBI .....	4817M
	<b>5.7L 300 hp 350 Mag MPI</b>	
07-02	All Eng.; MFI .....	4814M
01-98	All Eng.; MFI .....	4814M
	<b>5.7L 300 hp 350 Mag MPI Horizon</b>	
07-03	All Eng.; MFI .....	4814M
02	All Eng.; MFI .....	4814M
01-00	All Eng.; MFI .....	4814M
	<b>5.7L 300 hp 350 Magnum MPI Gen+</b>	
97-96	All Eng.; MFI .....	4814M
	<b>5.7L 300 hp Tempest</b>	
86-85	All Eng.; 4 Bbl. Carb. ....	4810M
	<b>5.7L 315 hp 350 Mag MPI</b>	
07-99	All Eng.; MFI .....	4814M
	<b>5.7L 315 hp Black Scorpion</b>	
98	All Eng.; MFI .....	4811M
97	All Eng.; MFI .....	4811M
	<b>5.7L 320 hp EFI</b>	
89-87	All Eng.; TBI .....	4817M
	<b>5.7L 330 hp Black Scorpion</b>	
07-99	All Eng.; MFI .....	4811M

Continued on Next Column

<b>SPARK PLUG WIRE SET</b>		
Year	Model	Premium Wire Set
	<b>6.2L 320 hp MX MPI</b>	
07-01	All Eng.; MFI .....	4814M
	<b>6.2L 320 hp MX MPI Horizon</b>	
07-02	All Eng.; MFI .....	4814M
	<b>6.2L 340 hp MX Black Scorpion</b>	
07-02	All Eng.; MFI .....	4811M
	<b>6.2L 360 hp Scorpion 377</b>	
98	All Eng.; MFI .....	4811M
	<b>7.4L 300 hp</b>	
97-91	All Eng.; 4 Bbl. Carb. ....	4827M
90-89	All Eng.; 4 Bbl. Carb. ....	4827M
	<b>7.4L 300 hp LX EFI</b>	
97	All Eng.; TBI .....	4816M
	<b>7.4L 310 hp</b>	
97	All Eng.; 4 Bbl. Carb. ....	4827M
	<b>7.4L 310 hp BlueWater</b>	
96-95	All Eng.; 4 Bbl. Carb. ....	4827M
94	All Eng.; 4 Bbl. Carb. ....	4827M
93-91	All Eng.; 4 Bbl. Carb. ....	4827M
	<b>7.4L 310 hp EFI</b>	
97	All Eng.; TBI .....	4816M
	<b>7.4L 310 hp MPI</b>	
00-98	All Eng.; MFI .....	4816M
	<b>7.4L 330 hp</b>	
88-86	All Eng.; 4 Bbl. Carb. ....	4827M
85	All Eng.; 4 Bbl. Carb. ....	4827M
	<b>7.4L 330 hp 454 Magnum</b>	
87	All Eng.; 4 Bbl. Carb. ....	4827M
	<b>7.4L 330 hp BlueWater</b>	
90-89	All Eng.; 4 Bbl. Carb. ....	4827M
	<b>7.4L 330 hp LX MPI</b>	
97-96	All Eng.; MFI .....	4816M
	<b>7.4L 330 hp MIE</b>	
80	All Eng.; 4 Bbl. Carb. ....	4827M
	<b>7.4L 330 hp TR</b>	
87-82	All Eng.; 4 Bbl. Carb. ....	4827M
	<b>7.4L 330 hp TRS</b>	
87-82	All Eng.; 4 Bbl. Carb. ....	4827M
	<b>7.4L 340 hp BlueWater</b>	
88-86	All Eng.; 4 Bbl. Carb. ....	4827M
	<b>7.4L 340 hp MIE</b>	
85-81	All Eng.; 4 Bbl. Carb. ....	4827M
	<b>7.4L 340 hp MPI</b>	
97	All Eng.; MFI .....	4816M
	<b>7.4L 340 hp MPI BlueWater</b>	
96	All Eng.; MFI .....	4816M
	<b>7.4L 350 hp 454 Magnum</b>	
97-91	All Eng.; 4 Bbl. Carb. ....	4827M
	<b>7.4L 350 hp EFI BlueWater</b>	
95	All Eng.; MFI .....	4816M
	<b>7.4L 360 hp 454 Magnum</b>	
90-89	All Eng.; 4 Bbl. Carb. ....	4827M
	<b>7.4L 365 hp 454 Magnum</b>	
88	All Eng.; 4 Bbl. Carb. ....	4827M
	<b>7.4L 370 hp</b>	
87-80	All Eng.; 4 Bbl. Carb. ....	4827M
	<b>7.4L 380 hp 454 Mag MPI Horizon</b>	
00-98	All Eng.; MFI .....	4816M
	<b>7.4L 385 hp 454 Mag MPI</b>	
00-98	All Eng.; MFI .....	4816M
	<b>7.4L 385 hp 454 Magnum EFI</b>	
95	All Eng.; TBI .....	4816M
94	All Eng.; TBI .....	4816M
	<b>7.4L 385 hp 454 Magnum MPI</b>	
97	All Eng.; MFI .....	4816M
96	All Eng.; MFI .....	4816M

Continued on Next Page

# MerCruiser Marine

## SPARK PLUG WIRE SET

Year	Model	Premium Wire Set
	<b>7.4L 395 hp 454 Magnum EFI Tournament Ski</b>	
95-94	All Eng.; TBI .....	4816M
	<b>7.4L 395 hp 454 Magnum MPI Ski</b>	
96	All Eng.; MFI .....	4816M
	<b>7.4L 400 hp</b>	
86-80	All Eng.; 4 Bbl. Carb.; Holley Ignition .....	4100M
	All Eng.; 4 Bbl. Carb.; Mallory Ignition .....	4813M
	<b>7.4L 420 hp</b>	
89-87	All Eng.; 4 Bbl. Carb.; Holley Ignition .....	4100M
	All Eng.; 4 Bbl. Carb.; Mallory Ignition .....	4813M
	<b>7.4L 440 hp TRS</b>	
86-83	All Eng.; 4 Bbl. Carb.; Holley Ignition .....	4100M
	All Eng.; 4 Bbl. Carb.; Mallory Ignition .....	4813M
	<b>8.1L 370 hp Horizon</b>	
04-01	All Eng.; MFI .....	4820M
	<b>8.1L 375 hp 496 Mag</b>	
07-01	All Eng.; MFI .....	4820M
	<b>8.1L 420 hp High Output</b>	
04-01	All Eng.; MFI .....	4820M
	<b>8.1L 425 hp 496 Mag High Output</b>	
07-01	All Eng.; MFI .....	4820M
	<b>8.2L 400 hp BlueWater</b>	
95	All Eng.; 4 Bbl. Carb. ....	4827M
94	All Eng.; 4 Bbl. Carb. ....	4827M
93-91	All Eng.; 4 Bbl. Carb. ....	4827M
	<b>8.2L 400 hp MPI</b>	
00-98	All Eng.; MFI .....	4814M
97	All Eng.; MFI .....	4814M

Continued on Next Column

## SPARK PLUG WIRE SET

Year	Model	Premium Wire Set
	<b>8.2L 400 hp MPI BlueWater</b>	
96	All Eng.; MFI .....	4816M
	<b>8.2L 410 hp 502 Magnum</b>	
93-89	All Eng.; 4 Bbl. Carb. ....	4827M
	<b>8.2L 410 hp BlueWater</b>	
90-89	All Eng.; 4 Bbl. Carb. ....	4827M
	<b>8.2L 415 hp 502 Mag MPI</b>	
00-98	All Eng.; MFI .....	4814M
	<b>8.2L 415 hp 502 Magnum EFI</b>	
97-96	All Eng.; MFI .....	4816M
95	All Eng.; TBI .....	4816M
94	All Eng.; TBI .....	4816M
	<b>8.1L 370 hp Horizon S</b>	
07-05	All Eng.; MFI .....	4820M
	<b>8.1L 420 hp High Output S</b>	
07-05	All Eng.; MFI .....	4820M

## STARTER RELAY

Year	Model	Part No.
	<b>4.3L 205 hp 262 Magnum EFI Gen+</b>	
97	All Eng.; TBI .....	RY-282
	<b>4.3L 210 hp EFI</b>	
02-98	All Eng.; TBI .....	RY-282
	<b>8.2L 400 hp MPI BlueWater</b>	
96	All Eng.; MFI .....	RY-282

Continued on Next Column

## STARTER RELAY

Year	Model	Part No.
	<b>8.2L 415 hp 502 Magnum EFI</b>	
97-96	All Eng.; MFI .....	RY-282

## STARTER SOLENOID

Year	Model	Part No.
	<b>3.8L 185 hp</b>	
84-83	All Eng.; 4 Bbl. Carb. ....	SS-200X
	<b>4.1L 165 hp</b>	
81-80	All Eng.; 2 Bbl. Carb.; OE:Starter Assembly 806965A4 (DelcoRemy No. 1109489) .....	NSS
	<b>4.3L 205 hp 262 Magnum EFI Gen+</b>	
97	All Eng.; TBI; OE:Starter Assembly 863007A1 .....	NSS
	<b>4.3L 210 hp EFI</b>	
02-98	All Eng.; TBI; OE:Starter Assembly 863007A1 .....	NSS
	<b>5.0L 240 hp EFI</b>	
98	All Eng.; TBI; OE:Starter Assembly 863007A1 .....	NSS
	<b>7.4L 400 hp</b>	
86-80	All Eng.; 4 Bbl. Carb. ....	SS-200X
	<b>7.4L 420 hp</b>	
89-87	All Eng.; 4 Bbl. Carb. ....	SS-200X
	<b>7.4L 440 hp TRS</b>	
86-83	All Eng.; 4 Bbl. Carb. ....	SS-200X

Continued on Next Column

## STARTER SOLENOID

Year	Model	Part No.
	<b>8.1L 370 hp Horizon</b>	
04-01	All Eng.; MFI; OE:Starter Assembly 808011A4 .....	NSS
	<b>8.1L 375 hp 496 Mag</b>	
07-01	All Eng.; MFI; OE:Starter Assembly 808011A4 .....	NSS
	<b>8.1L 420 hp High Output</b>	
04-01	All Eng.; MFI; OE:Starter Assembly 808011A4 .....	NSS
	<b>8.1L 425 hp 496 Mag High Output</b>	
07-01	All Eng.; MFI; OE:Starter Assembly 808011A4 .....	NSS
	<b>8.1L 370 hp Horizon S</b>	
07-05	All Eng.; MFI; OE:Starter Assembly 808011A4 .....	NSS
	<b>8.1L 420 hp High Output S</b>	
07-05	All Eng.; MFI; OE:Starter Assembly 808011A4 .....	NSS



THROTTLE POSITION SENSOR (TPS)		
Year	Model	Part No.
97	4.3L 205 hp 262 Magnum EFI Gen+ All Eng.; TBI	TH42
02-98	4.3L 210 hp EFI All Eng.; TBI	TH42
07-02	4.3L 220 hp MPI All Eng.; MFI	TH149
02-98	5.0L 240 hp EFI All Eng.; TBI	TH42
07-02	5.0L 260 hp MPI All Eng.; MFI	TH149
97	5.7L 220 hp EFI All Eng.; TBI	TH42
95	5.7L 250 hp EFI All Eng.; TBI	TH42
97	5.7L 250 hp LX EFI All Eng.; TBI	TH42
96	All Eng.; TBI	TH42
02	5.7L 260 hp EFI All Eng.; TBI	TH42
01-98	All Eng.; TBI	TH42
96	5.7L 265 hp 350 Mag EFI Tournament Ski All Eng.; TBI	TH42
95	5.7L 265 hp 350 Magnum EFI All Eng.; TBI	TH42
95	5.7L 265 hp 350 Magnum EFI Tournament All Eng.; TBI	TH42
97	5.7L 280 hp 350 Magnum EFI Gen+ All Eng.; TBI	TH42
96	5.7L 280 hp 350 Magnum MPI Ski All Eng.; MFI	TH149
97	5.7L 280 hp LX EFI Gen+ All Eng.; TBI	TH42
97	5.7L 290 hp 350 Magnum EFI Gen+ All Eng.; TBI	TH42
97	5.7L 290 hp LX EFI Gen+ All Eng.; TBI	TH42
07-02	5.7L 300 hp 350 Mag MPI All Eng.; MFI	TH149
01-98	All Eng.; MFI	TH149
02	5.7L 300 hp 350 Mag MPI Horizon All Eng.; MFI	TH149
01-00	All Eng.; MFI	TH149
97-96	5.7L 300 hp 350 Magnum MPI Gen+ All Eng.; MFI	TH149
07-99	5.7L 315 hp 350 Mag MPI All Eng.; MFI	TH149
98	5.7L 315 hp Black Scorpion All Eng.; MFI; OE:w/ Rochester T/B No. 807671A1 and 861536A1	TH149
	All Eng.; MFI; OE:w/ Weber T/B No. 861484A1	TH47
97	All Eng.; MFI; OE:w/ Rochester T/B No. 807671A1 and 861536A1	TH149
	All Eng.; MFI; OE:w/ Weber T/B No. 861484A1	TH47
89-87	5.7L 320 hp EFI All Eng.; TBI	TH42
07-99	5.7L 330 hp Black Scorpion All Eng.; MFI; OE:w/ Rochester T/B No. 807671A1 and 861536A1	TH149
	All Eng.; MFI; OE:w/ Weber T/B No. 861484A1	TH47
07-01	6.2L 320 hp MX MPI All Eng.; MFI	TH149
07-02	6.2L 320 hp MX MPI Horizon All Eng.; MFI	TH149

Continued on Next Column

THROTTLE POSITION SENSOR (TPS)		
Year	Model	Part No.
07-02	6.2L 340 hp MX Black Scorpion All Eng.; MFI; OE:w/ Rochester T/B No. 807671A1 and 861536A1	TH149
	All Eng.; MFI; OE:w/ Weber T/B No. 861484A1	TH47
98	6.2L 360 hp Scorpion 377 All Eng.; MFI; OE:w/ Rochester T/B No. 807671A1 and 861536A1	TH149
	All Eng.; MFI; OE:w/ Weber T/B No. 861484A1	TH47
97	7.4L 310 hp EFI All Eng.; TBI	TH42
00-98	7.4L 310 hp MPI All Eng.; MFI	TH149
97-96	7.4L 330 hp LX MPI All Eng.; MFI	TH149
97	7.4L 340 hp MPI All Eng.; MFI	TH149
96	7.4L 340 hp MPI BlueWater All Eng.; MFI	TH149
07-95	7.4L 350 hp EFI BlueWater All Eng.; MFI	TH149
00-98	7.4L 380 hp 454 Mag MPI Horizon All Eng.; MFI	TH149
00-98	7.4L 385 hp 454 Mag MPI All Eng.; MFI	TH149
95	7.4L 385 hp 454 Magnum EFI All Eng.; TBI	TH42
94	All Eng.; TBI	TH42
97	7.4L 385 hp 454 Magnum MPI All Eng.; MFI	TH149
96	All Eng.; MFI	TH149
95-94	7.4L 395 hp 454 Magnum EFI Tournament Ski All Eng.; TBI	TH42
96	7.4L 395 hp 454 Magnum MPI Ski All Eng.; MFI	TH149
04-01	8.1L 370 hp Horizon All Eng.; MFI	TH149
07-01	8.1L 375 hp 496 Mag All Eng.; MFI	TH149
04-01	8.1L 420 hp High Output All Eng.; MFI	TH149
07-01	8.1L 425 hp 496 Mag High Output All Eng.; MFI	TH149
00-98	8.2L 400 hp MPI All Eng.; MFI	TH149
97	All Eng.; MFI	TH149
96	8.2L 400 hp MPI BlueWater All Eng.; MFI	TH42
00-98	8.2L 415 hp 502 Mag MPI All Eng.; MFI	TH149
97-96	8.2L 415 hp 502 Magnum EFI All Eng.; MFI	TH42
95	All Eng.; TBI	TH42
94	All Eng.; TBI	TH42

# Mercury Marine

## KNOCK (DETONATION) SENSOR

Year	Model	Part No.
07-98	<b>135 hp Optimax</b> All Eng.; Direct Injection .....	KS213 <sup>2U</sup>
99	<b>135 hp Optimax BlueWater</b> All Eng.; Direct Injection .....	KS213 <sup>2U</sup>
98	<b>135 hp Optimax Offshore</b> All Eng.; Direct Injection .....	KS213 <sup>2U</sup>
05 04-00	<b>135 hp Optimax Saltwater</b> All Eng.; Direct Injection ..... All Eng.; Direct Injection .....	KS213 <sup>2U</sup> KS213 <sup>2U</sup>
95-93 92	<b>175 hp 2.5L EFI XRi Black Max</b> All Eng.; TBI ..... All Eng.; TBI .....	KS213 <sup>2U</sup> KS213 <sup>2U</sup>
02-98 97-96	<b>175 hp EFI</b> All Eng.; TBI ..... All Eng.; TBI .....	KS213 <sup>2U</sup> KS213 <sup>2U</sup>
91	<b>175 hp EFI Black Max</b> All Eng.; 3-2 Bbl. Carb. ....	KS213 <sup>2U</sup>
99	<b>175 hp EFI BlueWater</b> All Eng.; TBI .....	KS213 <sup>2U</sup>
98-97	<b>175 hp EFI Offshore</b> All Eng.; TBI .....	KS213 <sup>2U</sup>
00	<b>175 hp EFI Saltwater</b> All Eng.; TBI .....	KS213 <sup>2U</sup>
07-01	<b>175 hp Optimax</b> All Eng.; Direct Injection .....	KS213 <sup>2U</sup>
05-03	<b>175 hp Optimax Saltwater</b> All Eng.; Direct Injection .....	KS213 <sup>2U</sup>
04	<b>225 hp 3.0L EFI</b> All Eng.; TBI .....	KS213 <sup>2U</sup>
95	<b>225 hp 3.0L EFI Offshore Black Max</b> All Eng.; TBI .....	KS213 <sup>2U</sup>
04	<b>225 hp 3.0L EFI Saltwater</b> All Eng.; TBI .....	KS213 <sup>2U</sup>
95	<b>225 hp 3.0L EFI XRi Black Max</b> All Eng.; TBI .....	KS213 <sup>2U</sup>
03-98 97-96	<b>225 hp EFI</b> All Eng.; TBI ..... All Eng.; TBI .....	KS213 <sup>2U</sup> KS213 <sup>2U</sup>

Continued on Next Column

## KNOCK (DETONATION) SENSOR

Year	Model	Part No.
99	<b>225 hp EFI BlueWater</b> All Eng.; TBI .....	KS213 <sup>2U</sup>
98 97 96	<b>225 hp EFI Offshore</b> All Eng.; TBI ..... All Eng.; TBI ..... All Eng.; TBI .....	KS213 <sup>2U</sup> KS213 <sup>2U</sup> KS213 <sup>2U</sup>
03-00	<b>225 hp EFI Saltwater</b> All Eng.; TBI .....	KS213 <sup>2U</sup>
04-03	<b>225 hp Four Stroke EFI Saltwater</b> All Eng.; TBI .....	KS213 <sup>2U</sup>
04	<b>250 hp 3.0L EFI</b> All Eng.; TBI .....	KS213 <sup>2U</sup>
95	<b>250 hp 3.0L EFI Offshore Black Max</b> All Eng.; TBI .....	KS213 <sup>2U</sup>
04	<b>250 hp EFI</b> All Eng.; TBI .....	KS213 <sup>2U</sup>
99	<b>250 hp EFI BlueWater</b> All Eng.; TBI .....	KS213 <sup>2U</sup>
98-96	<b>250 hp EFI Offshore</b> All Eng.; TBI .....	KS213 <sup>2U</sup>
04-00	<b>250 hp EFI Saltwater</b> All Eng.; TBI .....	KS213 <sup>2U</sup>
07-06	<b>135 hp 1.7L Verado</b> All Eng.; MFI .....	KS213 <sup>2U</sup>
07-06	<b>175 hp 1.7L Verado</b> All Eng.; MFI .....	KS213 <sup>2U</sup>

# OMC Marine

## CONTACT SET (POINTS)

Year	Model	Part No.
90	<b>2.3L 115 hp TKO Cobra</b> All Eng.; 2 Bbl. Carb.; Mallory Ignition .....	MY-201XP
89	All Eng.; 2 Bbl. Carb.; Prestolite Ignition .....	AL-5677XP
	All Eng.; 2 Bbl. Carb. ....	MY-201XP
87	<b>2.3L 120 hp TKO Cobra</b> All Eng.; 2 Bbl. Carb. ....	MY-201XP
88	<b>2.3L 128 hp TKO Cobra</b> All Eng.; 2 Bbl. Carb. ....	MY-201XP
86-80	<b>2.5L 120 hp</b> All Eng.; 2 Bbl. Carb. ....	DR-2240X
86	<b>2.5L 120 hp Cobra</b> All Eng.; 2 Bbl. Carb. ....	DR-2240X

Continued on Next Column

## CONTACT SET (POINTS)

Year	Model	Part No.
85	<b>3.8L 170 hp</b> All Eng.; 2 Bbl. Carb. ....	AL-5677XP
84-83	All Eng.; 2 Bbl. Carb. ....	AL-5677XP
82-81	All Eng.; 2 Bbl. Carb. ....	AL-5677XP
85-82	<b>3.8L 185 hp</b> All Eng.; 4 Bbl. Carb. ....	AL-5677XP

## COOLANT TEMPERATURE SENSOR

Year	Model	Part No.
93-90	<b>3.0L 115 hp Cobra</b> All Eng.; 2 Bbl. Carb. - Water Temp Sender .....	TS-567
94-89	<b>3.0L 120 hp Cobra</b> All Eng.; 2 Bbl. Carb. - Water Temp Sender .....	TS-567

Continued on Next Page

<b>COOLANT TEMPERATURE SENSOR</b>		
<b>Year</b>	<b>Model</b>	<b>Part No.</b>
86	All Eng.; 2 Bbl. Carb. - Water Temp Sender ..... <b>3.0L 130 hp</b>	TS-567
88-86	All Eng.; 2 Bbl. Carb. - Water Temp Sender ..... <b>3.0L 130 hp Cobra</b>	TS-567
95	All Eng.; 2 Bbl. Carb. - Water Temp Sender ..... <b>3.0L 135 hp Cobra</b>	TS-567
98-96	All Eng.; 2 Bbl. Carb. - Water Temp Sender ..... <b>3.0L 135 hp GS</b>	TS-567
85-80	All Eng.; 2 Bbl. Carb. - Water Temp Sender ..... <b>3.0L 140 hp</b>	TS-567
96	All Eng.; 2 Bbl. Carb. - Coolant Temp Sensor ..... All Eng.; 2 Bbl. Carb. - Water Temp Sender ..... <b>4.3L 160 hp GL</b>	TX3 TS-567
86	All Eng.; 2 Bbl. Carb. - Coolant Temp Sensor ..... All Eng.; 2 Bbl. Carb. - Water Temp Sender ..... <b>4.3L 175 hp</b>	TX3 TS-567
90	All Eng.; 4 Bbl. Carb. - Coolant Temp Sensor ..... All Eng.; 4 Bbl. Carb. - Water Temp Sender ..... <b>4.3L 175 hp HO Cobra</b>	TX3 TS-567
96	All Eng.; TBI - Coolant Temp Sensor ..... All Eng.; TBI - Water Temp Sender ..... <b>4.3L 180 hp Gi</b>	TX3 TS-567
93	All Eng.; 4 Bbl. Carb. - Coolant Temp Sensor ..... All Eng.; 4 Bbl. Carb. - Water Temp Sender ..... <b>4.3L 180 hp HO Cobra</b>	TX3 TS-567
91	All Eng.; 4 Bbl. Carb. - Coolant Temp Sensor ..... All Eng.; 4 Bbl. Carb. - Water Temp Sender ..... <b>4.3L 185 hp GS</b>	TX3 TS-567
96	All Eng.; 4 Bbl. Carb. - Coolant Temp Sensor ..... All Eng.; 4 Bbl. Carb. - Water Temp Sender ..... <b>4.3L 185 hp GS</b>	TX3 TS-567
98-97	All Eng.; 2 Bbl. Carb. - Coolant Temp Sensor ..... All Eng.; 2 Bbl. Carb. - Water Temp Sender ..... <b>4.3L 190 hp GL</b>	TX3 TS-567
88-86	All Eng.; 4 Bbl. Carb. - Coolant Temp Sensor ..... All Eng.; 4 Bbl. Carb. - Water Temp Sender ..... <b>4.3L 205 hp Cobra</b>	TX3 TS-567
98-97	All Eng.; TBI - Coolant Temp Sensor ..... All Eng.; TBI - Water Temp Sender ..... <b>4.3L 205 hp Gi</b>	TX3 TS-567
98-97	All Eng.; 4 Bbl. Carb. - Coolant Temp Sensor ..... All Eng.; 4 Bbl. Carb. - Water Temp Sender ..... <b>4.3L 205 hp GS</b>	TX3 TS-567
89	All Eng.; 4 Bbl. Carb. - Coolant Temp Sensor ..... All Eng.; 4 Bbl. Carb. - Water Temp Sender ..... <b>4.3L 262 King Cobra</b>	TX3 TS-567
93	All Eng.; TBI - Coolant Temp Sensor ..... <b>5.0L 200 hp EFI Cobra</b>	TX6
94	All Eng.; TBI - Coolant Temp Sensor ..... <b>5.0L 215 hp EFI Cobra</b>	TX6
95	All Eng.; TBI - Coolant Temp Sensor ..... <b>5.0L 220 hp EFI Cobra</b>	TX6
96	All Eng.; TBI - Coolant Temp Sensor ..... <b>5.0L 220 hp Fi</b>	TX6
85-80	All Eng.; 4 Bbl. Carb. - Water Temp Sender ..... <b>5.0L 230 hp</b>	TS-567
82-80	All Eng.; 4 Bbl. Carb. - Water Temp Sender ..... <b>5.0L 230 hp 305</b>	TS-567
88	All Eng.; 4 Bbl. Carb. - Water Temp Sender ..... <b>5.0L 230 hp Cobra</b>	TS-567
87	All Eng.; 4 Bbl. Carb. - Water Temp Sender ..... <b>5.0L 230 hp Cobra</b>	TS-567
97	All Eng.; 2 Bbl. Carb. - Water Temp Sender ..... <b>5.7L 215 hp GL</b>	TS-567
92-90	All Eng.; 4 Bbl. Carb. - Water Temp Sender ..... <b>5.7L 220 hp Cobra</b>	TS-567
94	All Eng.; 2 Bbl. Carb. - Water Temp Sender ..... <b>5.7L 225 hp Cobra</b>	TS-567

Continued on Next Page

## COOLANT TEMPERATURE SENSOR

Year	Model	Part No.
86	All Eng.; 2 Bbl. Carb. - Water Temp Sender ..... 5.7L 230 hp	TS-567
89 86	All Eng.; 4 Bbl. Carb. - Water Temp Sender ..... All Eng.; 4 Bbl. Carb. - Water Temp Sender ..... 5.7L 230 hp Cobra	TS-567 TS-567
97-96	All Eng.; TBI - Coolant Temp Sensor ..... All Eng.; TBI - Water Temp Sender ..... 5.7L 250 hp Gi	TX3 TS-567
98 97	All Eng.; 2 Bbl. Carb. - Water Temp Sender ..... All Eng.; 4 Bbl. Carb. - Water Temp Sender ..... 5.7L 250 hp GS	TS-567 TS-567
85-80	All Eng.; 4 Bbl. Carb. - Water Temp Sender ..... 5.7L 260 hp	TS-567
82-80	All Eng.; 4 Bbl. Carb. - Water Temp Sender ..... 5.7L 260 hp 350	TS-567
88-87	All Eng.; 4 Bbl. Carb. - Water Temp Sender ..... 5.7L 260 hp Cobra	TS-567
98 97	All Eng.; TBI - Coolant Temp Sensor ..... All Eng.; TBI - Water Temp Sender ..... All Eng.; TBI - Coolant Temp Sensor ..... All Eng.; TBI - Water Temp Sender ..... 5.7L 280 hp GSi	TX3 TS-567 TX3 TS-567
93	All Eng.; TBI - Coolant Temp Sensor ..... 5.8L 240 hp EFI Cobra	TX6
92	All Eng.; 4 Bbl. Carb. - Coolant Temp Sensor ..... 5.8L 245 hp 351 King Cobra	TX6
95-94	All Eng.; TBI - Coolant Temp Sensor ..... 5.8L 255 hp EFI Cobra	TX6
96	All Eng.; TBI - Coolant Temp Sensor ..... 5.8L 255 hp Fi	TX6
96	All Eng.; TBI - Coolant Temp Sensor ..... 5.8L 265 hp FSi	TX6
94	All Eng.; TBI - Coolant Temp Sensor ..... 5.8L 270 hp 351 HO King Cobra EFI	TX6
95	All Eng.; TBI - Coolant Temp Sensor ..... 5.8L 275 hp HO EFI King Cobra	TX6
92	All Eng.; 4 Bbl. Carb. - Water Temp Sender ..... 7.4L 275 hp 454 King Cobra	TS-567
93	All Eng.; 4 Bbl. Carb. - Water Temp Sender ..... 7.4L 295 hp 454 King Cobra	TS-567
94-91	All Eng.; 4 Bbl. Carb. - Water Temp Sender ..... 7.4L 300 hp 454 King Cobra	TS-567
95	All Eng.; 4 Bbl. Carb. - Water Temp Sender ..... 7.4L 300 hp King Cobra	TS-567
92	All Eng.; 4 Bbl. Carb. - Water Temp Sender ..... 7.4L 310 hp 454 HO King Cobra	TS-567
90-88	All Eng.; 4 Bbl. Carb. - Water Temp Sender ..... 7.4L 310 hp 454 King Cobra	TS-567
98	All Eng.; MFI - Coolant Temp Sensor ..... All Eng.; MFI - Water Temp Sender ..... 7.4L 310 hp Gi	TX3 TS-567
93-91	All Eng.; 4 Bbl. Carb. - Water Temp Sender ..... 7.4L 330 hp 454 HO King Cobra	TS-567
95	All Eng.; MFI - Coolant Temp Sensor ..... All Eng.; MFI - Water Temp Sender ..... 7.4L 330 hp EFI King Cobra	TX3 TS-567
97 96	All Eng.; MFI - Coolant Temp Sensor ..... All Eng.; MFI - Water Temp Sender ..... All Eng.; MFI - Coolant Temp Sensor ..... All Eng.; MFI - Water Temp Sender ..... 7.4L 330 hp Gi	TX3 TS-567 TX3 TS-567
98	All Eng.; MFI - Coolant Temp Sensor ..... All Eng.; MFI - Water Temp Sender ..... 7.4L 385 hp GSi	TX3 TS-567
98	All Eng.; MFI - Coolant Temp Sensor ..... All Eng.; MFI - Water Temp Sender ..... 8.2L 415 hp GSi	TX3 TS-567

DISTRIBUTOR CAP		
Year	Model	Part No.
90	<b>2.3L 115 hp TKO Cobra</b> All Eng.; 2 Bbl. Carb.; Mallory Ignition .....	MY-409
89	All Eng.; 2 Bbl. Carb. ....	MY-409
87	<b>2.3L 120 hp TKO Cobra</b> All Eng.; 2 Bbl. Carb. ....	MY-409
88	<b>2.3L 128 hp TKO Cobra</b> All Eng.; 2 Bbl. Carb. ....	MY-409
86-80	<b>2.5L 120 hp</b> All Eng.; 2 Bbl. Carb. ....	DR-437
86	<b>2.5L 120 hp Cobra</b> All Eng.; 2 Bbl. Carb. ....	DR-437
92-90	<b>3.0L 130 hp HO Cobra</b> All Eng.; 2 Bbl. Carb. ....	DR-459X
94-93	<b>3.0L 135 hp HO Cobra</b> All Eng.; 2 Bbl. Carb. ....	DR-459X
92-90	<b>4.3L 150 hp Cobra</b> All Eng.; 2 Bbl. Carb. ....	AL-487
95-89	<b>4.3L 160 hp Cobra</b> All Eng.; 2 Bbl. Carb. ....	AL-487
96	<b>4.3L 160 hp GL</b> All Eng.; 2 Bbl. Carb. ....	DR-460X
86	<b>4.3L 175 hp</b> All Eng.; 2 Bbl. Carb. ....	DR-460X
88-86	<b>4.3L 175 hp Cobra</b> All Eng.; 2 Bbl. Carb. ....	AL-487
90	<b>4.3L 175 hp HO Cobra</b> All Eng.; 4 Bbl. Carb. ....	DR-460X
96	<b>4.3L 180 hp Gi</b> All Eng.; TBI .....	DR-460X
93	<b>4.3L 180 hp HO Cobra</b> All Eng.; 4 Bbl. Carb. ....	DR-460X
91	All Eng.; 4 Bbl. Carb. ....	DR-460X
96	<b>4.3L 185 hp GS</b> All Eng.; 4 Bbl. Carb. ....	DR-460X
98-97	<b>4.3L 190 hp GL</b> All Eng.; 2 Bbl. Carb. ....	DR-460X
88-86	<b>4.3L 205 hp Cobra</b> All Eng.; 4 Bbl. Carb. ....	DR-460X
98-97	<b>4.3L 205 hp Gi</b> All Eng.; TBI .....	DR-460X
98-97	<b>4.3L 205 hp GS</b> All Eng.; 4 Bbl. Carb. ....	DR-460X
89	<b>4.3L 262 King Cobra</b> All Eng.; 4 Bbl. Carb. ....	DR-460X
92-90	<b>5.0L 160 hp Cobra</b> All Eng.; 2 Bbl. Carb. ....	AL-488
93	<b>5.0L 170 hp Cobra</b> All Eng.; 2 Bbl. Carb. ....	AL-488
92-90	<b>5.0L 175 hp HO Cobra</b> All Eng.; 2 Bbl. Carb. ....	AL-488
86-80	<b>5.0L 185 hp</b> All Eng.; 2 Bbl. Carb. ....	AL-488
89	<b>5.0L 185 hp Cobra</b> All Eng.; 2 Bbl. Carb. ....	AL-488
86	All Eng.; 2 Bbl. Carb. ....	AL-488
95	<b>5.0L 190 hp Cobra</b> All Eng.; 2 Bbl. Carb. ....	AL-488
96	<b>5.0L 190 hp FL</b> All Eng.; 2 Bbl. Carb. ....	AL-488
94-93	<b>5.0L 190 hp HO Cobra</b> All Eng.; 2 Bbl. Carb. ....	AL-488
85-80	<b>5.0L 200 hp</b> All Eng.; 2 Bbl. Carb. ....	AL-488
89-87	<b>5.0L 200 hp Cobra</b> All Eng.; 2 Bbl. Carb. ....	AL-488
93	<b>5.0L 200 hp EFI Cobra</b> All Eng.; TBI .....	FD-168X

Continued on Next Column

DISTRIBUTOR CAP		
Year	Model	Part No.
94	<b>5.0L 215 hp EFI Cobra</b> All Eng.; TBI .....	FD-168X
95	<b>5.0L 220 hp EFI Cobra</b> All Eng.; TBI .....	FD-168X
96	<b>5.0L 220 hp Fi</b> All Eng.; TBI .....	FD-168X
98	<b>5.0L 220 hp GL</b> All Eng.; 2 Bbl. Carb. ....	AL-488
85-80	<b>5.0L 230 hp</b> All Eng.; 4 Bbl. Carb. ....	AL-488
82-80	<b>5.0L 230 hp 305</b> All Eng.; 4 Bbl. Carb. ....	AL-488
88	<b>5.0L 230 hp Cobra</b> All Eng.; 2 Bbl. Carb. ....	AL-488
87	All Eng.; 4 Bbl. Carb. ....	AL-488
88	All Eng.; 4 Bbl. Carb. ....	AL-488
88	<b>5.0L 260 hp Cobra</b> All Eng.; 2 Bbl. Carb. ....	AL-488
97	<b>5.7L 215 hp GL</b> All Eng.; 2 Bbl. Carb. ....	AL-488
92-90	<b>5.7L 220 hp Cobra</b> All Eng.; 4 Bbl. Carb. ....	AL-488
92-90	<b>5.7L 220 hp LE Cobra</b> All Eng.; 4 Bbl. Carb. ....	AL-488
94	<b>5.7L 225 hp Cobra</b> All Eng.; 2 Bbl. Carb. ....	AL-488
86	<b>5.7L 230 hp</b> All Eng.; 2 Bbl. Carb. ....	AL-488
89	<b>5.7L 230 hp Cobra</b> All Eng.; 4 Bbl. Carb. ....	AL-488
86	All Eng.; 4 Bbl. Carb. ....	AL-488
91-89	<b>5.7L 235 hp 350 King Cobra</b> All Eng.; 4 Bbl. Carb. ....	AL-488
97-96	<b>5.7L 250 hp Gi</b> All Eng.; TBI .....	DR-468X
98	<b>5.7L 250 hp GS</b> All Eng.; 2 Bbl. Carb. ....	AL-488
97	All Eng.; 4 Bbl. Carb. ....	AL-488
85-80	<b>5.7L 260 hp</b> All Eng.; 4 Bbl. Carb. ....	AL-488
82-80	<b>5.7L 260 hp 350</b> All Eng.; 4 Bbl. Carb. ....	AL-488
88-87	<b>5.7L 260 hp Cobra</b> All Eng.; 4 Bbl. Carb. ....	AL-488
88	<b>5.7L 270 hp 350 King Cobra</b> All Eng.; 4 Bbl. Carb. ....	AL-488
98	<b>5.7L 280 hp GSi</b> All Eng.; TBI .....	DR-468X
97	All Eng.; TBI .....	DR-468X
91-90	<b>5.8L 210 hp Cobra</b> All Eng.; 4 Bbl. Carb. ....	AL-488
93-92	<b>5.8L 215 hp Cobra</b> All Eng.; 4 Bbl. Carb. ....	AL-488
94	<b>5.8L 230 hp Cobra</b> All Eng.; 4 Bbl. Carb. ....	AL-488
95-89	<b>5.8L 235 hp Cobra</b> All Eng.; 4 Bbl. Carb. ....	AL-488
96	<b>5.8L 235 hp FL</b> All Eng.; 4 Bbl. Carb. ....	AL-488
93	<b>5.8L 240 hp EFI Cobra</b> All Eng.; TBI .....	FD-168X
92	<b>5.8L 245 hp 351 King Cobra</b> All Eng.; 4 Bbl. Carb. ....	FD-168X
95-94	<b>5.8L 255 hp EFI Cobra</b> All Eng.; TBI .....	FD-168X
96	<b>5.8L 255 hp Fi</b> All Eng.; TBI .....	FD-168X

Continued on Next Page

# OMC Marine

## DISTRIBUTOR CAP

Year	Model	Part No.
93	5.8L 260 hp 351 HO King Cobra All Eng.; 4 Bbl. Carb. ....	AL-488
96	5.8L 265 hp FSi All Eng.; TBI .....	FD-168X
94	5.8L 270 hp 351 HO King Cobra EFI All Eng.; TBI .....	FD-168X
95	5.8L 275 hp HO EFI King Cobra All Eng.; TBI .....	FD-168X
92	7.4L 275 hp 454 King Cobra All Eng.; 4 Bbl. Carb. ....	AL-488
93	7.4L 295 hp 454 King Cobra All Eng.; 4 Bbl. Carb. ....	AL-488
82-80	7.4L 300 hp 454 All Eng.; 4 Bbl. Carb. ....	AL-488
94-91	7.4L 300 hp 454 King Cobra All Eng.; 4 Bbl. Carb. ....	AL-488
97	7.4L 300 hp GL All Eng.; 4 Bbl. Carb. ....	AL-488
96-91	7.4L 300 hp GL All Eng.; 4 Bbl. Carb. ....	AL-488
95	7.4L 300 hp King Cobra All Eng.; 4 Bbl. Carb. ....	AL-488
92	7.4L 310 hp 454 HO King Cobra All Eng.; 4 Bbl. Carb. ....	AL-488

Continued on Next Column

## DISTRIBUTOR CAP

Year	Model	Part No.
90-88	7.4L 310 hp 454 King Cobra All Eng.; 4 Bbl. Carb. ....	AL-488
98	7.4L 310 hp Gi All Eng.; MFI .....	DR-468X
93-91	7.4L 330 hp 454 HO King Cobra All Eng.; 4 Bbl. Carb. ....	AL-488
95	7.4L 330 hp EFI King Cobra All Eng.; MFI .....	DR-468X
97	7.4L 330 hp Gi All Eng.; MFI .....	DR-468X
96	7.4L 330 hp Gi All Eng.; MFI .....	DR-468X
98	7.4L 385 hp GSi All Eng.; MFI .....	DR-468X
93-92	8.2L 375 hp 502 King Cobra All Eng.; 4 Bbl. Carb. ....	AL-488
98	8.2L 415 hp GSi All Eng.; MFI .....	DR-468X

## DISTRIBUTOR RELUCTOR

Year	Model	Part No.
93-90	3.0L 115 hp Cobra All Eng.; 2 Bbl. Carb. ....	LX-375
94-89	3.0L 120 hp Cobra All Eng.; 2 Bbl. Carb. ....	LX-375
86	3.0L 130 hp All Eng.; 2 Bbl. Carb. ....	LX-375
88-86	3.0L 130 hp Cobra All Eng.; 2 Bbl. Carb. ....	LX-375
92-90	3.0L 130 hp HO Cobra All Eng.; 2 Bbl. Carb. ....	LX-342
95	3.0L 135 hp Cobra All Eng.; 2 Bbl. Carb. ....	LX-375
98-96	3.0L 135 hp GS All Eng.; 2 Bbl. Carb. ....	LX-375
94-93	3.0L 135 hp HO Cobra All Eng.; 2 Bbl. Carb. ....	LX-342
85-80	3.0L 140 hp All Eng.; 2 Bbl. Carb. ....	LX-375
96	4.3L 160 hp GL All Eng.; 2 Bbl. Carb. ....	LX-375
86	4.3L 175 hp All Eng.; 2 Bbl. Carb. ....	LX-375
90	4.3L 175 hp HO Cobra All Eng.; 4 Bbl. Carb. ....	LX-375
96	4.3L 180 hp Gi All Eng.; TBI .....	LX-375
93	4.3L 180 hp HO Cobra All Eng.; 4 Bbl. Carb. ....	LX-375
91	4.3L 180 hp HO Cobra All Eng.; 4 Bbl. Carb. ....	LX-375
96	4.3L 185 hp GS All Eng.; 4 Bbl. Carb. ....	LX-375
88-86	4.3L 205 hp Cobra All Eng.; 4 Bbl. Carb. ....	LX-375

Continued on Next Column

## DISTRIBUTOR RELUCTOR

Year	Model	Part No.
98-97	4.3L 205 hp Gi All Eng.; TBI .....	LX-375
98-97	4.3L 205 hp GS All Eng.; 4 Bbl. Carb. ....	LX-375
89	4.3L 262 King Cobra All Eng.; 4 Bbl. Carb. ....	LX-375
97-96	5.7L 250 hp Gi All Eng.; TBI .....	LX-375
98	5.7L 280 hp GSi All Eng.; TBI .....	LX-375
97	5.7L 280 hp GSi All Eng.; TBI .....	LX-375
98	7.4L 310 hp Gi All Eng.; MFI .....	LX-375
95	7.4L 330 hp EFI King Cobra All Eng.; MFI .....	LX-375
97	7.4L 330 hp Gi All Eng.; MFI .....	LX-375
96	7.4L 330 hp Gi All Eng.; MFI .....	LX-375
98	7.4L 385 hp GSi All Eng.; MFI .....	LX-375
98	8.2L 415 hp GSi All Eng.; MFI .....	LX-375

DISTRIBUTOR ROTOR		
Year	Model	Part No.
90	<b>2.3L 115 hp TKO Cobra</b>	
	All Eng.; 2 Bbl. Carb.; Mallory Ignition .....	AL-99
89	All Eng.; 2 Bbl. Carb.; Prestolite Ignition .....	AL-171
	All Eng.; 2 Bbl. Carb. ....	AL-99
87	<b>2.3L 120 hp TKO Cobra</b>	
	All Eng.; 2 Bbl. Carb. ....	AL-99
88	<b>2.3L 128 hp TKO Cobra</b>	
	All Eng.; 2 Bbl. Carb. ....	AL-99
86-80	<b>2.5L 120 hp</b>	
	All Eng.; 2 Bbl. Carb. ....	DR-314X
86	<b>2.5L 120 hp Cobra</b>	
	All Eng.; 2 Bbl. Carb. ....	DR-314X
93-90	<b>3.0L 115 hp Cobra</b>	
	All Eng.; 2 Bbl. Carb. ....	DR-327X
94-89	<b>3.0L 120 hp Cobra</b>	
	All Eng.; 2 Bbl. Carb. ....	DR-327X
86	<b>3.0L 130 hp</b>	
	All Eng.; 2 Bbl. Carb. ....	DR-327X
88-86	<b>3.0L 130 hp Cobra</b>	
	All Eng.; 2 Bbl. Carb. ....	DR-327X
92-90	<b>3.0L 130 hp HO Cobra</b>	
	All Eng.; 2 Bbl. Carb. ....	DR-327X
95	<b>3.0L 135 hp Cobra</b>	
	All Eng.; 2 Bbl. Carb. ....	DR-327X
98-96	<b>3.0L 135 hp GS</b>	
	All Eng.; 2 Bbl. Carb. ....	DR-327X
94-93	<b>3.0L 135 hp HO Cobra</b>	
	All Eng.; 2 Bbl. Carb. ....	DR-327X
85-80	<b>3.0L 140 hp</b>	
	All Eng.; 2 Bbl. Carb. ....	DR-327X
85	<b>3.8L 170 hp</b>	
	All Eng.; 2 Bbl. Carb. ....	AL-171
84-83	All Eng.; 2 Bbl. Carb. ....	AL-171
	All Eng.; 2 Bbl. Carb. ....	AL-171
85-82	<b>3.8L 185 hp</b>	
	All Eng.; 4 Bbl. Carb. ....	AL-171
92-90	<b>4.3L 150 hp Cobra</b>	
	All Eng.; 2 Bbl. Carb. ....	AL-176
95-89	<b>4.3L 160 hp Cobra</b>	
	All Eng.; 2 Bbl. Carb. ....	AL-176
96	<b>4.3L 160 hp GL</b>	
	All Eng.; 2 Bbl. Carb. ....	DR-323X
86	<b>4.3L 175 hp</b>	
	All Eng.; 2 Bbl. Carb. ....	DR-323X
88-86	<b>4.3L 175 hp Cobra</b>	
	All Eng.; 2 Bbl. Carb. ....	AL-176
90	<b>4.3L 175 hp HO Cobra</b>	
	All Eng.; 4 Bbl. Carb. ....	DR-323X
96	<b>4.3L 180 hp Gi</b>	
	All Eng.; TBI .....	DR-323X
93	<b>4.3L 180 hp HO Cobra</b>	
	All Eng.; 4 Bbl. Carb. ....	DR-323X
91	All Eng.; 4 Bbl. Carb. ....	DR-323X
	<b>4.3L 185 hp GS</b>	
96	All Eng.; 4 Bbl. Carb. ....	DR-323X
	<b>4.3L 190 hp GL</b>	
98-97	All Eng.; 2 Bbl. Carb. ....	DR-323X
	<b>4.3L 205 hp Cobra</b>	
88-86	All Eng.; 4 Bbl. Carb. ....	DR-323X
	<b>4.3L 205 hp Gi</b>	
98-97	All Eng.; TBI .....	DR-323X
	<b>4.3L 205 hp GS</b>	
98-97	All Eng.; 4 Bbl. Carb. ....	DR-323X
	<b>4.3L 262 King Cobra</b>	
89	All Eng.; 4 Bbl. Carb. ....	DR-323X
	<b>5.0L 160 hp Cobra</b>	
92-90	All Eng.; 2 Bbl. Carb. ....	AL-171

Continued on Next Column

DISTRIBUTOR ROTOR		
Year	Model	Part No.
93	<b>5.0L 170 hp Cobra</b>	
	All Eng.; 2 Bbl. Carb. ....	AL-171
92-90	<b>5.0L 175 hp HO Cobra</b>	
	All Eng.; 2 Bbl. Carb. ....	AL-176
86-80	<b>5.0L 185 hp</b>	
	All Eng.; 2 Bbl. Carb. ....	AL-171
89	<b>5.0L 185 hp Cobra</b>	
	All Eng.; 2 Bbl. Carb. ....	AL-171
86	All Eng.; 2 Bbl. Carb. ....	AL-171
	<b>5.0L 190 hp Cobra</b>	
95	All Eng.; 2 Bbl. Carb. ....	AL-171
	<b>5.0L 190 hp FL</b>	
96	All Eng.; 2 Bbl. Carb. ....	AL-171
	<b>5.0L 190 hp HO Cobra</b>	
94-93	All Eng.; 2 Bbl. Carb. ....	AL-176
	<b>5.0L 200 hp</b>	
85-80	All Eng.; 2 Bbl. Carb. ....	AL-171
	<b>5.0L 200 hp Cobra</b>	
89-87	All Eng.; 2 Bbl. Carb. ....	AL-171
	<b>5.0L 200 hp EFI Cobra</b>	
93	All Eng.; TBI .....	FD-307X
	<b>5.0L 215 hp EFI Cobra</b>	
94	All Eng.; TBI .....	FD-307X
	<b>5.0L 220 hp EFI Cobra</b>	
95	All Eng.; TBI .....	FD-307X
	<b>5.0L 220 hp Fi</b>	
96	All Eng.; TBI .....	FD-307X
	<b>5.0L 220 hp GL</b>	
98	All Eng.; 2 Bbl. Carb. ....	AL-171
	<b>5.0L 230 hp</b>	
85-80	All Eng.; 4 Bbl. Carb. ....	AL-171
	<b>5.0L 230 hp 305</b>	
82-80	All Eng.; 4 Bbl. Carb. ....	AL-171
	<b>5.0L 230 hp Cobra</b>	
88	All Eng.; 2 Bbl. Carb. ....	AL-171
	All Eng.; 4 Bbl. Carb. ....	AL-171
87	All Eng.; 4 Bbl. Carb. ....	AL-171
	<b>5.0L 260 hp Cobra</b>	
88	All Eng.; 2 Bbl. Carb. ....	AL-171
	<b>5.7L 215 hp GL</b>	
97	All Eng.; 2 Bbl. Carb. ....	AL-171
	<b>5.7L 220 hp Cobra</b>	
92-90	All Eng.; 4 Bbl. Carb. ....	AL-171
	<b>5.7L 220 hp LE Cobra</b>	
92-90	All Eng.; 4 Bbl. Carb. ....	AL-176
	<b>5.7L 225 hp Cobra</b>	
94	All Eng.; 2 Bbl. Carb. ....	AL-171
	<b>5.7L 230 hp</b>	
86	All Eng.; 2 Bbl. Carb. ....	AL-171
	<b>5.7L 230 hp Cobra</b>	
89	All Eng.; 4 Bbl. Carb. ....	AL-171
	All Eng.; 4 Bbl. Carb. ....	AL-171
86	All Eng.; 4 Bbl. Carb. ....	AL-171
	<b>5.7L 235 hp 350 King Cobra</b>	
91-89	All Eng.; 4 Bbl. Carb. ....	AL-171
	<b>5.7L 250 hp Gi</b>	
97-96	All Eng.; TBI .....	DR-329
	<b>5.7L 250 hp GS</b>	
98	All Eng.; 2 Bbl. Carb. ....	AL-171
	All Eng.; 4 Bbl. Carb. ....	AL-171
97	All Eng.; 4 Bbl. Carb. ....	AL-171
	<b>5.7L 260 hp</b>	
85-80	All Eng.; 4 Bbl. Carb. ....	AL-171
	<b>5.7L 260 hp 350</b>	
82-80	All Eng.; 4 Bbl. Carb. ....	AL-171
	<b>5.7L 260 hp Cobra</b>	
88-87	All Eng.; 4 Bbl. Carb. ....	AL-171
	<b>5.7L 270 hp 350 King Cobra</b>	
93-88	All Eng.; 4 Bbl. Carb. ....	AL-171

Continued on Next Page

# OMC Marine

## DISTRIBUTOR ROTOR

Year	Model	Part No.
98	5.7L 280 hp GSi All Eng.; TBI .....	DR-329
97	All Eng.; TBI .....	DR-329
91-90	5.8L 210 hp Cobra All Eng.; 4 Bbl. Carb. ....	AL-176
93-92	5.8L 215 hp Cobra All Eng.; 4 Bbl. Carb. ....	AL-176
94	5.8L 230 hp Cobra All Eng.; 4 Bbl. Carb. ....	AL-176
95-89	5.8L 235 hp Cobra All Eng.; 4 Bbl. Carb. ....	AL-176
96	5.8L 235 hp FL All Eng.; 4 Bbl. Carb. ....	AL-176
93	5.8L 240 hp EFI Cobra All Eng.; TBI .....	FD-307X
92	5.8L 245 hp 351 King Cobra All Eng.; 4 Bbl. Carb. ....	FD-307X
95-94	5.8L 255 hp EFI Cobra All Eng.; TBI .....	FD-307X
96	5.8L 255 hp Fi All Eng.; TBI .....	FD-307X
93	5.8L 260 hp 351 HO King Cobra All Eng.; 4 Bbl. Carb. ....	AL-176
96	5.8L 265 hp FSi All Eng.; TBI .....	FD-307X
94	5.8L 270 hp 351 HO King Cobra EFI All Eng.; TBI .....	FD-307X

Continued on Next Column

## DISTRIBUTOR ROTOR

Year	Model	Part No.
95	5.8L 275 hp HO EFI King Cobra All Eng.; TBI .....	FD-307X
98	7.4L 310 hp Gi All Eng.; MFI .....	DR-329
95	7.4L 330 hp EFI King Cobra All Eng.; MFI .....	DR-329
97	7.4L 330 hp Gi All Eng.; MFI .....	DR-329
96	All Eng.; MFI .....	DR-329
98	7.4L 385 hp GSi All Eng.; MFI .....	DR-329
90-89	7.5L 295 hp 460 King Cobra All Eng.; 4 Bbl. Carb. ....	AL-171
88-87	7.5L 335 hp Cobra All Eng.; 4 Bbl. Carb. ....	AL-171
88-87	7.5L 340 hp 460 King Cobra All Eng.; 4 Bbl. Carb. ....	AL-171
98	8.2L 415 hp GSi All Eng.; MFI .....	DR-329

## FUEL INJECTOR

Year	Model	Part No.
96	4.3L 180 hp Gi All Eng.; TBI .....	TJ11
98-97	4.3L 205 hp Gi All Eng.; TBI .....	TJ11
97-96	5.7L 250 hp Gi All Eng.; TBI .....	TJ11

Continued on Next Column

## FUEL INJECTOR

Year	Model	Part No.
98	5.7L 280 hp GSi All Eng.; TBI .....	TJ11
97	All Eng.; TBI .....	TJ11

## IDLE SPEED CONTROL MOTOR

Year	Model	Part No.
96	4.3L 180 hp Gi All Eng.; TBI .....	AC6
98-97	4.3L 205 hp Gi All Eng.; TBI .....	AC6
97-96	5.7L 250 hp Gi All Eng.; TBI .....	AC6
98	5.7L 280 hp GSi All Eng.; TBI .....	AC6
97	All Eng.; TBI .....	AC6
98	7.4L 310 hp Gi All Eng.; MFI .....	AC6
95	7.4L 330 hp EFI King Cobra All Eng.; MFI .....	AC6

Continued on Next Column

## IDLE SPEED CONTROL MOTOR

Year	Model	Part No.
97	7.4L 330 hp Gi All Eng.; MFI .....	AC6
96	All Eng.; MFI .....	AC6
98	7.4L 385 hp GSi All Eng.; MFI .....	AC6
98	8.2L 415 hp GSi All Eng.; MFI .....	AC6

## IGNITION COIL

Year	Model	Part No.
93-91	3.0L 115 hp Cobra All Eng.; 2 Bbl. Carb. ....	DR-38M
90	All Eng.; 2 Bbl. Carb. ....	DR-38M
94-89	3.0L 120 hp Cobra All Eng.; 2 Bbl. Carb. ....	DR-38M

Continued on Next Column

## IGNITION COIL

Year	Model	Part No.
86	3.0L 130 hp All Eng.; 2 Bbl. Carb. ....	DR-38M
88-86	3.0L 130 hp Cobra All Eng.; 2 Bbl. Carb. ....	DR-38M
95	3.0L 135 hp Cobra All Eng.; 2 Bbl. Carb. ....	DR-38M

Continued on Next Page



IGNITION COIL		
Year	Model	Part No.
98-96	All Eng.; 2 Bbl. Carb. .... <b>3.0L 135 hp GS</b>	DR-38M
85-80	All Eng.; 2 Bbl. Carb. .... <b>3.0L 140 hp</b>	DR-38M
96	All Eng.; 2 Bbl. Carb. .... <b>4.3L 160 hp GL</b>	DR-38M
86	All Eng.; 2 Bbl. Carb. .... <b>4.3L 175 hp</b>	DR-38M
90	All Eng.; 4 Bbl. Carb. .... <b>4.3L 175 hp HO Cobra</b>	DR-38M
96	All Eng.; TBI ..... <b>4.3L 180 hp Gi</b>	DR-38M
93	All Eng.; 4 Bbl. Carb. .... <b>4.3L 180 hp HO Cobra</b>	DR-38M
91	All Eng.; 4 Bbl. Carb. ....	DR-38M
96	All Eng.; 4 Bbl. Carb. .... <b>4.3L 185 hp GS</b>	DR-38M
88-86	All Eng.; 4 Bbl. Carb. .... <b>4.3L 205 hp Cobra</b>	DR-38M
98-97	All Eng.; TBI ..... <b>4.3L 205 hp Gi</b>	DR-38M
98-97	All Eng.; 4 Bbl. Carb. .... <b>4.3L 205 hp GS</b>	DR-38M
89	All Eng.; 4 Bbl. Carb. .... <b>4.3L 262 King Cobra</b>	DR-38M
97-96	All Eng.; TBI ..... <b>5.7L 250 hp Gi</b>	DR-38M
98	All Eng.; TBI ..... <b>5.7L 280 hp GSi</b>	DR-38M
97	All Eng.; TBI .....	DR-38M
91-90	All Eng.; 4 Bbl. Carb. .... <b>5.8L 210 hp Cobra</b>	UC-12X
93-92	All Eng.; 4 Bbl. Carb. .... <b>5.8L 215 hp Cobra</b>	UC-12X
94	All Eng.; 4 Bbl. Carb. .... <b>5.8L 230 hp Cobra</b>	UC-12X

Continued on Next Column

IGNITION COIL		
Year	Model	Part No.
95-89	All Eng.; 4 Bbl. Carb. .... <b>5.8L 235 hp Cobra</b>	UC-12X
96	All Eng.; 4 Bbl. Carb. .... <b>5.8L 235 hp FL</b>	UC-12X
93	All Eng.; 4 Bbl. Carb. .... <b>5.8L 260 hp 351 HO King Cobra</b>	UC-12X
82-81	All Eng.; 4 Bbl. Carb. .... <b>7.4L 300 hp 454</b>	UC-12X
80	All Eng.; 4 Bbl. Carb. ....	UC-12X
97	All Eng.; 4 Bbl. Carb. .... <b>7.4L 300 hp GL</b>	UC-12X
96-91	All Eng.; 4 Bbl. Carb. ....	UC-12X
92	All Eng.; 4 Bbl. Carb. .... <b>7.4L 310 hp 454 HO King Cobra</b>	UC-12X
98	All Eng.; MFI ..... <b>7.4L 310 hp Gi</b>	DR-38M
95	All Eng.; MFI ..... <b>7.4L 330 hp EFI King Cobra</b>	DR-38M
97	All Eng.; MFI .....	DR-38M
96	All Eng.; MFI .....	DR-38M
98	All Eng.; MFI ..... <b>7.4L 385 hp GSi</b>	DR-38M
93-92	All Eng.; 4 Bbl. Carb. .... <b>8.2L 375 hp 502 King Cobra</b>	UC-12X
98	All Eng.; MFI ..... <b>8.2L 415 hp GSi</b>	DR-38M

IGNITION CONTROL MODULE		
Year	Model	Part No.
93-90	All Eng.; 2 Bbl. Carb. .... <b>3.0L 115 hp Cobra</b>	LX-384
94-89	All Eng.; 2 Bbl. Carb. .... <b>3.0L 120 hp Cobra</b>	LX-384
86	All Eng.; 2 Bbl. Carb. .... <b>3.0L 130 hp</b>	LX-384
88-86	All Eng.; 2 Bbl. Carb. .... <b>3.0L 130 hp Cobra</b>	LX-384
95	All Eng.; 2 Bbl. Carb. .... <b>3.0L 135 hp Cobra</b>	LX-384
98-96	All Eng.; 2 Bbl. Carb. .... <b>3.0L 135 hp GS</b>	LX-384
85-80	All Eng.; 2 Bbl. Carb. .... <b>3.0L 140 hp</b>	LX-384
96	All Eng.; 2 Bbl. Carb. .... <b>4.3L 160 hp GL</b>	LX-384
86	All Eng.; 2 Bbl. Carb. .... <b>4.3L 175 hp</b>	LX-384
90	All Eng.; 4 Bbl. Carb. .... <b>4.3L 175 hp HO Cobra</b>	LX-384
96	All Eng.; TBI ..... <b>4.3L 180 hp Gi</b>	LX-384
93	All Eng.; 4 Bbl. Carb. .... <b>4.3L 180 hp HO Cobra</b>	LX-384
91	All Eng.; 4 Bbl. Carb. ....	LX-384

Continued on Next Column

IGNITION CONTROL MODULE		
Year	Model	Part No.
96	All Eng.; 4 Bbl. Carb. .... <b>4.3L 185 hp GS</b>	LX-384
88-86	All Eng.; 4 Bbl. Carb. .... <b>4.3L 205 hp Cobra</b>	LX-384
98-97	All Eng.; TBI ..... <b>4.3L 205 hp Gi</b>	LX-384
98-97	All Eng.; 4 Bbl. Carb. .... <b>4.3L 205 hp GS</b>	LX-384
89	All Eng.; 4 Bbl. Carb. .... <b>4.3L 262 King Cobra</b>	LX-384
97-96	All Eng.; TBI ..... <b>5.7L 250 hp Gi</b>	LX-384
98-97	All Eng.; TBI ..... <b>5.7L 280 hp GSi</b>	LX-384
98	All Eng.; MFI ..... <b>7.4L 310 hp Gi</b>	LX-384
95	All Eng.; MFI ..... <b>7.4L 330 hp EFI King Cobra</b>	LX-384
97	All Eng.; MFI .....	LX-384
96	All Eng.; MFI .....	LX-384
98	All Eng.; MFI ..... <b>7.4L 385 hp GSi</b>	LX-384
98	All Eng.; MFI ..... <b>8.2L 415 hp GSi</b>	LX-384

# OMC Marine

## KNOCK (DETONATION) SENSOR

Year	Model	Part No.
96	4.3L 160 hp GL All Eng.; 2 Bbl. Carb. ....	KS7
86	4.3L 175 hp All Eng.; 2 Bbl. Carb. ....	KS7
90	4.3L 175 hp HO Cobra All Eng.; 4 Bbl. Carb. ....	KS7
96	4.3L 180 hp Gi All Eng.; TBI .....	KS7
93-91	4.3L 180 hp HO Cobra All Eng.; 4 Bbl. Carb. ....	KS7
96	4.3L 185 hp GS All Eng.; 4 Bbl. Carb. ....	KS7
98-97	4.3L 190 hp GL All Eng.; 2 Bbl. Carb. ....	KS7
88-86	4.3L 205 hp Cobra All Eng.; 4 Bbl. Carb. ....	KS7
98-97	4.3L 205 hp Gi All Eng.; TBI .....	KS7
98-97	4.3L 205 hp GS All Eng.; 4 Bbl. Carb. ....	KS7
89	4.3L 262 King Cobra All Eng.; 4 Bbl. Carb. ....	KS7
97-96	5.7L 250 hp Gi All Eng.; TBI .....	KS3

Continued on Next Column

## MAP SENSOR

Year	Model	Part No.
96	4.3L 180 hp Gi All Eng.; TBI .....	AS165
98-97	4.3L 205 hp Gi All Eng.; TBI .....	AS165
97-96	5.7L 250 hp Gi All Eng.; TBI .....	AS165
98	5.7L 280 hp GSi All Eng.; TBI .....	AS165
97	5.7L 280 hp GSi All Eng.; TBI .....	AS165
98	7.4L 310 hp Gi All Eng.; MFI .....	AS59
95	7.4L 330 hp EFI King Cobra All Eng.; MFI .....	AS165

Continued on Next Column

## OIL PRESSURE GAUGE SWITCH

Year	Model	Part No.
90-89	2.3L 115 hp TKO Cobra All Eng.; 2 Bbl. Carb. ....	PS-219
94-87	2.3L 120 hp TKO Cobra All Eng.; 2 Bbl. Carb. ....	PS-219
88	2.3L 128 hp TKO Cobra All Eng.; 2 Bbl. Carb. ....	PS-219
86-80	2.5L 120 hp All Eng.; 2 Bbl. Carb. ....	PS-219
86	2.5L 120 hp Cobra All Eng.; 2 Bbl. Carb. ....	PS-219
93-90	3.0L 115 hp Cobra All Eng.; 2 Bbl. Carb. ....	PS-219
94-89	3.0L 120 hp Cobra All Eng.; 2 Bbl. Carb. ....	PS-219
86	3.0L 130 hp All Eng.; 2 Bbl. Carb. ....	PS-219
88-86	3.0L 130 hp Cobra All Eng.; 2 Bbl. Carb. ....	PS-219
92-90	3.0L 130 hp HO Cobra All Eng.; 2 Bbl. Carb. ....	PS-219

Continued on Next Column

## KNOCK (DETONATION) SENSOR

Year	Model	Part No.
98	5.7L 280 hp GSi All Eng.; TBI .....	KS3
97	5.7L 280 hp GSi All Eng.; TBI .....	KS3
98	7.4L 310 hp Gi All Eng.; MFI .....	KS50
95	7.4L 330 hp EFI King Cobra All Eng.; MFI .....	KS8
97	7.4L 330 hp Gi All Eng.; MFI .....	KS50
96	7.4L 330 hp Gi All Eng.; MFI .....	KS50
98	7.4L 385 hp GSi All Eng.; MFI .....	KS50
98	8.2L 415 hp GSi All Eng.; MFI .....	KS50

## MAP SENSOR

Year	Model	Part No.
97	7.4L 330 hp Gi All Eng.; MFI .....	AS59
96	7.4L 330 hp Gi All Eng.; MFI .....	AS59
98	7.4L 385 hp GSi All Eng.; MFI .....	AS59
98	8.2L 415 hp GSi All Eng.; MFI .....	AS59

## OIL PRESSURE GAUGE SWITCH

Year	Model	Part No.
95	3.0L 135 hp Cobra All Eng.; 2 Bbl. Carb. ....	PS-219
98-96	3.0L 135 hp GS All Eng.; 2 Bbl. Carb. ....	PS-219
94-93	3.0L 135 hp HO Cobra All Eng.; 2 Bbl. Carb. ....	PS-219
85-80	3.0L 140 hp All Eng.; 2 Bbl. Carb. ....	PS-219
92-90	4.3L 150 hp Cobra All Eng.; 2 Bbl. Carb. ....	PS-219
95-89	4.3L 160 hp Cobra All Eng.; 2 Bbl. Carb. ....	PS-219
96	4.3L 160 hp GL All Eng.; 2 Bbl. Carb. ....	PS-219
86	4.3L 175 hp All Eng.; 2 Bbl. Carb. ....	PS-219
88-86	4.3L 175 hp Cobra All Eng.; 2 Bbl. Carb. ....	PS-219
90	4.3L 175 hp HO Cobra All Eng.; 4 Bbl. Carb. ....	PS-219

Continued on Next Page

<b>OIL PRESSURE GAUGE SWITCH</b>		
Year	Model	Part No.
96	All Eng.; TBI <b>4.3L 180 hp Gi</b>	PS-219
93	All Eng.; 4 Bbl. Carb. <b>4.3L 180 hp HO Cobra</b>	PS-219
91	All Eng.; 4 Bbl. Carb.	PS-219
96	All Eng.; 4 Bbl. Carb. <b>4.3L 185 hp GS</b>	PS-219
98-97	All Eng.; 2 Bbl. Carb. <b>4.3L 190 hp GL</b>	PS-219
88-86	All Eng.; 4 Bbl. Carb. <b>4.3L 205 hp Cobra</b>	PS-219
98-97	All Eng.; TBI <b>4.3L 205 hp Gi</b>	PS-219
98-97	All Eng.; 4 Bbl. Carb. <b>4.3L 205 hp GS</b>	PS-219
89	All Eng.; 4 Bbl. Carb. <b>4.3L 262 King Cobra</b>	PS-219
92-90	All Eng.; 2 Bbl. Carb. <b>5.0L 160 hp Cobra</b>	PS-203
93	All Eng.; 2 Bbl. Carb. <b>5.0L 170 hp Cobra</b>	PS-203
92-90	All Eng.; 2 Bbl. Carb. <b>5.0L 175 hp HO Cobra</b>	PS-219
86-80	All Eng.; 2 Bbl. Carb. <b>5.0L 185 hp</b>	PS-203
89	All Eng.; 2 Bbl. Carb. <b>5.0L 185 hp Cobra</b>	PS-203
86	All Eng.; 2 Bbl. Carb.	PS-203
95	All Eng.; 2 Bbl. Carb. <b>5.0L 190 hp Cobra</b>	PS-203
96	All Eng.; 2 Bbl. Carb. <b>5.0L 190 hp FL</b>	PS-203
94-93	All Eng.; 2 Bbl. Carb. <b>5.0L 190 hp HO Cobra</b>	PS-219
85-80	All Eng.; 2 Bbl. Carb. <b>5.0L 200 hp</b>	PS-203
89-87	All Eng.; 2 Bbl. Carb. <b>5.0L 200 hp Cobra</b>	PS-203
93	All Eng.; TBI <b>5.0L 200 hp EFI Cobra</b>	PS-203
94	All Eng.; TBI <b>5.0L 215 hp EFI Cobra</b>	PS-203
95	All Eng.; TBI <b>5.0L 220 hp EFI Cobra</b>	PS-203
96	All Eng.; TBI <b>5.0L 220 hp Fi</b>	PS-203
98	All Eng.; 2 Bbl. Carb. <b>5.0L 220 hp GL</b>	PS-203
85-80	All Eng.; 4 Bbl. Carb. <b>5.0L 230 hp</b>	PS-203
82-80	All Eng.; 4 Bbl. Carb. <b>5.0L 230 hp 305</b>	PS-203
88	All Eng.; 2 Bbl. Carb. <b>5.0L 230 hp Cobra</b>	PS-203
87	All Eng.; 4 Bbl. Carb.	PS-203
88	All Eng.; 2 Bbl. Carb. <b>5.0L 260 hp Cobra</b>	PS-203
97	All Eng.; 2 Bbl. Carb. <b>5.7L 215 hp GL</b>	PS-203
92-90	All Eng.; 4 Bbl. Carb. <b>5.7L 220 hp Cobra</b>	PS-203
92-90	All Eng.; 4 Bbl. Carb. <b>5.7L 220 hp LE Cobra</b>	PS-219
94	All Eng.; 2 Bbl. Carb. <b>5.7L 225 hp Cobra</b>	PS-203

Continued on Next Column

<b>OIL PRESSURE GAUGE SWITCH</b>		
Year	Model	Part No.
86	All Eng.; 2 Bbl. Carb. <b>5.7L 230 hp</b>	PS-203
89	All Eng.; 4 Bbl. Carb. <b>5.7L 230 hp Cobra</b>	PS-203
86	All Eng.; 4 Bbl. Carb.	PS-203
91	All Eng.; 4 Bbl. Carb. <b>5.7L 235 hp 350 King Cobra</b>	PS-219
90	All Eng.; 4 Bbl. Carb.	PS-219
89	All Eng.; 4 Bbl. Carb.	PS-219
97-96	All Eng.; TBI <b>5.7L 250 hp Gi</b>	PS-203
98	All Eng.; 2 Bbl. Carb. <b>5.7L 250 hp GS</b>	PS-203
97	All Eng.; 4 Bbl. Carb.	PS-203
85-80	All Eng.; 4 Bbl. Carb. <b>5.7L 260 hp</b>	PS-203
82-80	All Eng.; 4 Bbl. Carb. <b>5.7L 260 hp 350</b>	PS-203
88-87	All Eng.; 4 Bbl. Carb. <b>5.7L 260 hp Cobra</b>	PS-203
88	All Eng.; 4 Bbl. Carb. <b>5.7L 270 hp 350 King Cobra</b>	PS-219
98	All Eng.; TBI <b>5.7L 280 hp GSi</b>	PS-203
97	All Eng.; TBI	PS-203
91-90	All Eng.; 4 Bbl. Carb. <b>5.8L 210 hp Cobra</b>	PS-219
93-92	All Eng.; 4 Bbl. Carb. <b>5.8L 215 hp Cobra</b>	PS-219
94	All Eng.; 4 Bbl. Carb. <b>5.8L 230 hp Cobra</b>	PS-219
95-89	All Eng.; 4 Bbl. Carb. <b>5.8L 235 hp Cobra</b>	PS-219
96	All Eng.; 4 Bbl. Carb. <b>5.8L 235 hp FL</b>	PS-219
93	All Eng.; TBI <b>5.8L 240 hp EFI Cobra</b>	PS-203
92	All Eng.; 4 Bbl. Carb. <b>5.8L 245 hp 351 King Cobra</b>	PS-203
95-94	All Eng.; TBI <b>5.8L 255 hp EFI Cobra</b>	PS-203
96	All Eng.; TBI <b>5.8L 255 hp Fi</b>	PS-203
93	All Eng.; 4 Bbl. Carb. <b>5.8L 260 hp 351 HO King Cobra</b>	PS-219
96	All Eng.; TBI <b>5.8L 265 hp FSi</b>	PS-203
94	All Eng.; TBI <b>5.8L 270 hp 351 HO King Cobra EFI</b>	PS-203
95	All Eng.; TBI <b>5.8L 275 hp HO EFI King Cobra</b>	PS-203
92	All Eng.; 4 Bbl. Carb. <b>7.4L 275 hp 454 King Cobra</b>	PS-203
93	All Eng.; 4 Bbl. Carb. <b>7.4L 295 hp 454 King Cobra</b>	PS-203
82-80	All Eng.; 4 Bbl. Carb. <b>7.4L 300 hp 454</b>	PS-219
94-91	All Eng.; 4 Bbl. Carb. <b>7.4L 300 hp 454 King Cobra</b>	PS-203
97	All Eng.; 4 Bbl. Carb. <b>7.4L 300 hp GL</b>	PS-219
96-91	All Eng.; 4 Bbl. Carb.	PS-219
95	All Eng.; 4 Bbl. Carb. <b>7.4L 300 hp King Cobra</b>	PS-203
92	All Eng.; 4 Bbl. Carb. <b>7.4L 310 hp 454 HO King Cobra</b>	PS-219
	All Eng.; 4 Bbl. Carb.	PS-203

Continued on Next Page

# OMC Marine

OIL PRESSURE GAUGE SWITCH		
Year	Model	Part No.
90-88	7.4L 310 hp 454 King Cobra All Eng.; 4 Bbl. Carb. ....	PS-203
98	7.4L 310 hp Gi All Eng.; MFI .....	PS-219
93-91	7.4L 330 hp 454 HO King Cobra All Eng.; 4 Bbl. Carb. ....	PS-203
95	7.4L 330 hp EFI King Cobra All Eng.; MFI .....	PS-203
97	7.4L 330 hp Gi All Eng.; MFI .....	PS-219
96	All Eng.; MFI .....	PS-219

Continued on Next Column

OIL PRESSURE GAUGE SWITCH		
Year	Model	Part No.
98	7.4L 385 hp GSi All Eng.; MFI .....	PS-219
93-92	8.2L 375 hp 502 King Cobra All Eng.; 4 Bbl. Carb. ....	PS-219
98	8.2L 415 hp GSi All Eng.; MFI .....	PS-219

OIL PRESSURE LIGHT SWITCH		
Year	Model	Part No.
96	4.3L 180 hp Gi All Eng.; TBI .....	PS-12X
98-97	4.3L 205 hp Gi All Eng.; TBI .....	PS-12X
97	5.7L 215 hp GL All Eng.; 2 Bbl. Carb. ....	PS-12X
92-90	5.7L 220 hp Cobra All Eng.; 4 Bbl. Carb. ....	PS-12X
94	5.7L 225 hp Cobra All Eng.; 2 Bbl. Carb. ....	PS-12X
86	5.7L 230 hp All Eng.; 2 Bbl. Carb. ....	PS-12X
89-86	5.7L 230 hp Cobra All Eng.; 4 Bbl. Carb. ....	PS-12X
97-96	5.7L 250 hp Gi All Eng.; TBI .....	PS-12X
98	5.7L 250 hp GS All Eng.; 2 Bbl. Carb. ....	PS-12X
97	All Eng.; 4 Bbl. Carb. ....	PS-12X
85-80	5.7L 260 hp All Eng.; 4 Bbl. Carb. ....	PS-12X
82-80	5.7L 260 hp 350 All Eng.; 4 Bbl. Carb. ....	PS-12X
96-87	5.7L 260 hp Cobra All Eng.; 4 Bbl. Carb. ....	PS-12X
98-97	5.7L 280 hp GSi All Eng.; TBI .....	PS-12X
92	7.4L 275 hp 454 King Cobra All Eng.; 4 Bbl. Carb. ....	PS-12X
93	7.4L 295 hp 454 King Cobra All Eng.; 4 Bbl. Carb. ....	PS-12X

Continued on Next Column

OIL PRESSURE LIGHT SWITCH		
Year	Model	Part No.
94-91	7.4L 300 hp 454 King Cobra All Eng.; 4 Bbl. Carb. ....	PS-12X
95	7.4L 300 hp King Cobra All Eng.; 4 Bbl. Carb. ....	PS-12X
92	7.4L 310 hp 454 HO King Cobra All Eng.; 4 Bbl. Carb. ....	PS-12X
90-88	7.4L 310 hp 454 King Cobra All Eng.; 4 Bbl. Carb. ....	PS-12X
07-98	7.4L 310 hp Gi All Eng.; MFI .....	PS-12X
93-91	7.4L 330 hp 454 HO King Cobra All Eng.; 4 Bbl. Carb. ....	PS-12X
95	7.4L 330 hp EFI King Cobra All Eng.; MFI .....	PS-12X
97-96	7.4L 330 hp Gi All Eng.; MFI .....	PS-12X
98	7.4L 385 hp GSi All Eng.; MFI .....	PS-12X
98	8.2L 415 hp GSi All Eng.; MFI .....	PS-12X

SPARK PLUG WIRE SET		
Year	Model	Premium Wire Set
86-83	1.6L Sea Drive All Eng. ....	4402M
88	1.8L Sea Drive All Eng. ....	4402M
90-89	2.3L 115 hp TKO Cobra All Eng.; 2 Bbl. Carb. ....	NSS
87	2.3L 120 hp TKO Cobra All Eng.; 2 Bbl. Carb. ....	NSS
88	2.3L 128 hp TKO Cobra All Eng.; 2 Bbl. Carb. ....	NSS
86-80	2.5L 120 hp All Eng.; 2 Bbl. Carb. ....	4402M <sup>4U</sup>

Continued on Next Column

SPARK PLUG WIRE SET		
Year	Model	Premium Wire Set
86	2.5L 120 hp Cobra All Eng.; 2 Bbl. Carb. ....	4402M <sup>4U</sup>
87	2.5L Sea Drive All Eng. ....	4603M
86-82	All Eng. ....	4603M
89	2.6L Sea Drive All Eng. ....	4603M
88-82	All Eng. ....	4603M
89	2.7L Sea Drive All Eng. ....	4603M
88-87	All Eng. ....	4603M

Continued on Next Page

SPARK PLUG WIRE SET		
Year	Model	Premium Wire Set
93-90	<b>3.0L 115 hp Cobra</b>	
	All Eng.; 2 Bbl. Carb. - w/ Conventional Ignition .....	4402M
	All Eng. - w/ High Energy Ignition .....	4403M
94	<b>3.0L 120 hp Cobra</b>	
	All Eng.; 2 Bbl. Carb. ....	4403M
89	All Eng.; 2 Bbl. Carb. ....	4402M
86	<b>3.0L 130 hp</b>	
	All Eng.; 2 Bbl. Carb. ....	4402M
88-87	<b>3.0L 130 hp Cobra</b>	
	All Eng.; 2 Bbl. Carb. ....	NSS
86	All Eng.; 2 Bbl. Carb. ....	4402M
92-90	<b>3.0L 130 hp HO Cobra</b>	
	All Eng.; 2 Bbl. Carb. - w/ Conventional Ignition .....	4402M
	All Eng. - w/ High Energy Ignition .....	4403M
95	<b>3.0L 135 hp Cobra</b>	
	All Eng.; 2 Bbl. Carb. ....	4403M
98	<b>3.0L 135 hp GS</b>	
	All Eng.; 2 Bbl. Carb. ....	NSS
97-96	All Eng.; 2 Bbl. Carb. ....	4403M
94	<b>3.0L 135 hp HO Cobra</b>	
	All Eng.; 2 Bbl. Carb. ....	4403M
93	All Eng.; 2 Bbl. Carb. - w/ Conventional Ignition .....	4402M
	All Eng.; 2 Bbl. Carb. - w/ High Energy Ignition..	4403M
85-80	<b>3.0L 140 hp</b>	
	All Eng.; 2 Bbl. Carb. ....	4402M
91-90	<b>3.0L Sea Drive</b>	
	All Eng. - w/ Conventional Ignition .....	4603M
89-88	All Eng. - w/ High Energy Ignition .....	4601M
	All Eng. ....	4603M
85	<b>3.8L 170 hp</b>	
	All Eng.; 2 Bbl. Carb. ....	4603M
84-83	All Eng.; 2 Bbl. Carb. ....	4603M
82-81	All Eng.; 2 Bbl. Carb. ....	4603M
85-82	<b>3.8L 185 hp</b>	
	All Eng.; 4 Bbl. Carb. ....	4603M
92-90	<b>4.3L 150 hp Cobra</b>	
	All Eng. - w/ Conventional Ignition .....	4603M
	All Eng.; 2 Bbl. Carb. - w/ High Energy Ignition..	4601M
95	<b>4.3L 160 hp Cobra</b>	
	All Eng.; 2 Bbl. Carb. ....	NSS
94-91	All Eng. - w/ Conventional Ignition .....	4603M
	All Eng.; 2 Bbl. Carb. - w/ High Energy Ignition..	4601M
89	All Eng.; 2 Bbl. Carb. ....	4603M
96	<b>4.3L 160 hp GL</b>	
	All Eng.; 2 Bbl. Carb. ....	NSS
86	<b>4.3L 175 hp</b>	
	All Eng.; 2 Bbl. Carb. ....	4603M
88-86	<b>4.3L 175 hp Cobra</b>	
	All Eng.; 2 Bbl. Carb. ....	4603M
90	<b>4.3L 175 hp HO Cobra</b>	
	All Eng. - w/ Conventional Ignition .....	4603M
	All Eng.; 4 Bbl. Carb. - w/ High Energy Ignition..	4601M
96	<b>4.3L 180 hp Gi</b>	
	All Eng.; TBI .....	NSS
93	<b>4.3L 180 hp HO Cobra</b>	
	All Eng.; 4 Bbl. Carb. - w/ Conventional Ignition .....	4603M
91	All Eng.; 4 Bbl. Carb. - w/ High Energy Ignition..	4601M
	All Eng. - w/ Conventional Ignition .....	4603M
96	All Eng.; 4 Bbl. Carb. - w/ High Energy Ignition..	4601M
	<b>4.3L 185 hp GS</b>	
	All Eng.; 4 Bbl. Carb. ....	NSS

Continued on Next Column

SPARK PLUG WIRE SET		
Year	Model	Premium Wire Set
98-97	<b>4.3L 190 hp GL</b>	
	All Eng.; 2 Bbl. Carb. ....	NSS
88-86	<b>4.3L 205 hp Cobra</b>	
	All Eng.; 4 Bbl. Carb. ....	4603M
98-97	<b>4.3L 205 hp Gi</b>	
	All Eng.; TBI .....	NSS
98-97	<b>4.3L 205 hp GS</b>	
	All Eng.; 4 Bbl. Carb. ....	NSS
89	<b>4.3L 262 King Cobra</b>	
	All Eng.; 4 Bbl. Carb. ....	4603M
92-90	<b>5.0L 160 hp Cobra</b>	
	All Eng.; 2 Bbl. Carb. ....	NSS
93	<b>5.0L 170 hp Cobra</b>	
	All Eng.; 2 Bbl. Carb. ....	NSS
92-90	<b>5.0L 175 hp HO Cobra</b>	
	All Eng.; 2 Bbl. Carb. ....	NSS
86-80	<b>5.0L 185 hp</b>	
	All Eng.; 2 Bbl. Carb. ....	4821M
89	<b>5.0L 185 hp Cobra</b>	
	All Eng.; 2 Bbl. Carb. ....	NSS
86	All Eng.; 2 Bbl. Carb. ....	4821M
95	<b>5.0L 190 hp Cobra</b>	
	All Eng.; 2 Bbl. Carb. ....	NSS
96	<b>5.0L 190 hp FL</b>	
	All Eng.; 2 Bbl. Carb. ....	NSS
94-93	<b>5.0L 190 hp HO Cobra</b>	
	All Eng.; 2 Bbl. Carb. ....	NSS
85-80	<b>5.0L 200 hp</b>	
	All Eng.; 2 Bbl. Carb. ....	4821M
89	<b>5.0L 200 hp Cobra</b>	
	All Eng.; 2 Bbl. Carb. ....	NSS
88-87	All Eng.; 2 Bbl. Carb. ....	4821M
93	<b>5.0L 200 hp EFI Cobra</b>	
	All Eng.; TBI .....	NSS
94	<b>5.0L 215 hp EFI Cobra</b>	
	All Eng.; TBI .....	NSS
95	<b>5.0L 220 hp EFI Cobra</b>	
	All Eng.; TBI .....	NSS
96	<b>5.0L 220 hp Fi</b>	
	All Eng.; TBI .....	NSS
98	<b>5.0L 220 hp GL</b>	
	All Eng.; 2 Bbl. Carb. ....	NSS
85-80	<b>5.0L 230 hp</b>	
	All Eng.; 4 Bbl. Carb. ....	4821M
82-80	<b>5.0L 230 hp 305</b>	
	All Eng.; 4 Bbl. Carb. ....	4821M
88	<b>5.0L 230 hp Cobra</b>	
	All Eng.; 2 Bbl. Carb. ....	4821M
87	All Eng.; 4 Bbl. Carb. ....	4821M
	All Eng.; 4 Bbl. Carb. ....	4821M
88	<b>5.0L 260 hp Cobra</b>	
	All Eng.; 2 Bbl. Carb. ....	NSS
97	<b>5.7L 215 hp GL</b>	
	All Eng.; 2 Bbl. Carb. ....	NSS
92	<b>5.7L 220 hp Cobra</b>	
	All Eng.; 4 Bbl. Carb. ....	4806M
91-90	All Eng.; 4 Bbl. Carb. - Digital Ignition .....	4806M
	All Eng.; 4 Bbl. Carb. - w/ Standard Ignition .....	4805M
92	<b>5.7L 220 hp LE Cobra</b>	
	All Eng.; 4 Bbl. Carb. ....	4806M
91-90	All Eng.; 4 Bbl. Carb. - Digital Ignition .....	4806M
	All Eng.; 4 Bbl. Carb. - w/ Standard Ignition .....	4805M
94	<b>5.7L 225 hp Cobra</b>	
	All Eng.; 2 Bbl. Carb. ....	NSS
86	<b>5.7L 230 hp</b>	
	All Eng.; 2 Bbl. Carb. ....	4821M

Continued on Next Page

## SPARK PLUG WIRE SET

Year	Model	Premium Wire Set
<b>5.7L 230 hp Cobra</b>		
89	All Eng.; 4 Bbl. Carb. ....	4821M
86	All Eng.; 4 Bbl. Carb. ....	4821M
<b>5.7L 235 hp 350 King Cobra</b>		
91-90	All Eng.; 4 Bbl. Carb. - Digital Ignition .....	4806M
	All Eng.; 4 Bbl. Carb. - w/ Standard Ignition ....	4805M
89	All Eng.; 4 Bbl. Carb. ....	4821M
<b>5.7L 250 hp Gi</b>		
97-96	All Eng.; TBI .....	NSS
<b>5.7L 250 hp GS</b>		
98	All Eng.; 2 Bbl. Carb. ....	NSS
97	All Eng.; 4 Bbl. Carb. ....	NSS
<b>5.7L 260 hp</b>		
85-80	All Eng.; 4 Bbl. Carb. ....	4821M
<b>5.7L 260 hp 350</b>		
82-80	All Eng.; 4 Bbl. Carb. ....	4821M
<b>5.7L 260 hp Cobra</b>		
88-87	All Eng.; 4 Bbl. Carb. ....	4821M
<b>5.7L 270 hp 350 King Cobra</b>		
88	All Eng.; 4 Bbl. Carb. ....	4821M
<b>5.7L 280 hp GSi</b>		
98	All Eng.; TBI .....	NSS
97	All Eng.; TBI .....	NSS
<b>5.8L 210 hp Cobra</b>		
91-90	All Eng.; 4 Bbl. Carb. ....	4821M
<b>5.8L 215 hp Cobra</b>		
93-92	All Eng.; 4 Bbl. Carb. ....	4821M
<b>5.8L 230 hp Cobra</b>		
94	All Eng.; 4 Bbl. Carb. ....	4821M
<b>5.8L 235 hp Cobra</b>		
95	All Eng.; 4 Bbl. Carb. ....	NSS
89	All Eng.; 4 Bbl. Carb. ....	4821M
<b>5.8L 235 hp FL</b>		
96	All Eng.; 4 Bbl. Carb. ....	NSS
<b>5.8L 240 hp EFI Cobra</b>		
93	All Eng.; TBI .....	4821M
<b>5.8L 245 hp 351 King Cobra</b>		
92	All Eng.; 4 Bbl. Carb. ....	4821M
<b>5.8L 255 hp EFI Cobra</b>		
95	All Eng.; TBI .....	NSS
94	All Eng.; TBI .....	4821M
<b>5.8L 255 hp Fi</b>		
96	All Eng.; TBI .....	NSS
<b>5.8L 260 hp 351 HO King Cobra</b>		
93	All Eng.; 4 Bbl. Carb. ....	4821M
<b>5.8L 265 hp FSi</b>		
96	All Eng.; TBI .....	NSS
<b>5.8L 270 hp 351 HO King Cobra EFI</b>		
94	All Eng.; TBI .....	4821M
<b>5.8L 275 hp HO EFI King Cobra</b>		
95	All Eng.; TBI .....	NSS
<b>7.4L 275 hp 454 King Cobra</b>		
92	All Eng.; 4 Bbl. Carb. ....	4806M
<b>7.4L 295 hp 454 King Cobra</b>		
93	All Eng.; 4 Bbl. Carb. ....	NSS
<b>7.4L 300 hp 454</b>		
82	All Eng.; 4 Bbl. Carb. ....	4821M
81-80	All Eng.; 4 Bbl. Carb. ....	4804M

Continued on Next Column

## SPARK PLUG WIRE SET

Year	Model	Premium Wire Set
<b>7.4L 300 hp 454 King Cobra</b>		
94	All Eng.; 4 Bbl. Carb. ....	NSS
91	All Eng.; 4 Bbl. Carb. ....	4806M
<b>7.4L 300 hp GL</b>		
97	All Eng.; 4 Bbl. Carb. ....	NSS
96	All Eng.; 4 Bbl. Carb. ....	NSS
92-91	All Eng.; 4 Bbl. Carb. ....	4806M
<b>7.4L 300 hp King Cobra</b>		
95	All Eng.; 4 Bbl. Carb. ....	NSS
<b>7.4L 310 hp 454 HO King Cobra</b>		
92	All Eng.; 4 Bbl. Carb. ....	4806M
<b>7.4L 310 hp 454 King Cobra</b>		
90	All Eng.; 4 Bbl. Carb. ....	4806M
88	All Eng.; 4 Bbl. Carb. ....	4805M
<b>7.4L 310 hp Gi</b>		
98	All Eng.; MFI .....	NSS
<b>7.4L 330 hp 454 HO King Cobra</b>		
93	All Eng.; 4 Bbl. Carb. ....	NSS
91	All Eng.; 4 Bbl. Carb. ....	4806M
<b>7.4L 330 hp EFI King Cobra</b>		
95	All Eng.; MFI .....	NSS
<b>7.4L 330 hp Gi</b>		
97	All Eng.; MFI .....	NSS
96	All Eng.; MFI .....	NSS
<b>7.4L 385 hp GSi</b>		
98	All Eng.; MFI .....	NSS
<b>7.5L 295 hp 460 King Cobra</b>		
90-89	All Eng.; 4 Bbl. Carb. ....	4806M
<b>7.5L 335 hp Cobra</b>		
88-87	All Eng.; 4 Bbl. Carb. ....	4805M
<b>7.5L 340 hp 460 King Cobra</b>		
88-87	All Eng.; 4 Bbl. Carb. ....	4805M
<b>8.2L 375 hp 502 King Cobra</b>		
93-92	All Eng.; 4 Bbl. Carb. ....	NSS
<b>8.2L 415 hp GSi</b>		
98	All Eng.; MFI .....	NSS

STARTER SOLENOID		
Year	Model	Part No.
92-90	All Eng.; 2 Bbl. Carb. .... 3.0L 130 hp HO Cobra	SS-251X
94-93	All Eng.; 2 Bbl. Carb. .... 3.0L 135 hp HO Cobra	SS-251X
92-90	All Eng.; 2 Bbl. Carb. .... 4.3L 150 hp Cobra	SS-251X
95-89	All Eng.; 2 Bbl. Carb. .... 4.3L 160 hp Cobra	SS-251X
88-86	All Eng.; 2 Bbl. Carb. .... 4.3L 175 hp Cobra	SS-251X
92-90	All Eng.; 4 Bbl. Carb. .... 5.7L 220 hp LE Cobra	SS-251X
91-89	All Eng.; 4 Bbl. Carb. .... 5.7L 235 hp 350 King Cobra	SS-251X
88	All Eng.; 4 Bbl. Carb. .... 5.7L 270 hp 350 King Cobra	SS-251X

Continued on Next Column

STARTER SOLENOID		
Year	Model	Part No.
82-80	All Eng.; 4 Bbl. Carb. .... 7.4L 300 hp 454	SS-251X
97	All Eng.; 4 Bbl. Carb. .... 7.4L 300 hp GL	SS-251X
96-91	All Eng.; 4 Bbl. Carb. ....	SS-251X
92	All Eng.; 4 Bbl. Carb. .... 7.4L 310 hp 454 HO King Cobra	SS-251X
93-92	All Eng.; 4 Bbl. Carb. .... 8.2L 375 hp 502 King Cobra	SS-251X

THROTTLE POSITION SENSOR (TPS)		
Year	Model	Part No.
96	All Eng.; TBI .... 4.3L 180 hp Gi	TH42
98-97	All Eng.; TBI .... 4.3L 205 hp Gi	TH42
97-96	All Eng.; TBI .... 5.7L 250 hp Gi	TH42
98	All Eng.; TBI .... 5.7L 280 hp GSi	TH42
97	All Eng.; TBI ....	TH42
98	All Eng.; MFI .... 7.4L 310 hp Gi	TH47
95	All Eng.; MFI .... 7.4L 330 hp EFI King Cobra	TH47

Continued on Next Column

THROTTLE POSITION SENSOR (TPS)		
Year	Model	Part No.
97	All Eng.; MFI .... 7.4L 330 hp Gi	TH47
96	All Eng.; MFI ....	TH47
98	All Eng.; MFI .... 7.4L 385 hp GSi	TH47
98	All Eng.; MFI .... 8.2L 415 hp GSi	TH47

FUEL INJECTOR		
Year	Model	Part No.
07-05	All Eng.; MFI .... 140 hp EFI Four Stroke	FJ344 <sup>4U</sup>
04-02	All Eng.; TBI ....	FJ344 <sup>4U</sup>

IDLE SPEED CONTROL MOTOR		
Year	Model	Part No.
03-93	All Eng.; TBI .... 150 hp EFI 2.7L	AC508
02-95	All Eng.; TBI .... 150 hp EFI 2.7L Bass	AC508
07-05	All Eng.; MFI .... 200 hp EFI Four Stroke	AC508
04	All Eng.; TBI ....	AC508
07-05	All Eng.; MFI .... 225 hp EFI Four Stroke	AC508
04	All Eng.; TBI ....	AC508

Continued on Next Column

IDLE SPEED CONTROL MOTOR		
Year	Model	Part No.
07-06	All Eng.; MFI .... 150 hp EFI Four Stroke	AC508
07-06	All Eng.; MFI .... 175 hp EFI Four Stroke	AC508

MAP SENSOR		
Year	Model	Part No.
07-06	All Eng.; MFI .... 140 hp EFI Four Stroke	AS115
05	All Eng.; MFI ....	AS115
04	All Eng.; TBI ....	AS115

Continued on Next Column

MAP SENSOR		
Year	Model	Part No.
03-02	All Eng.; TBI .... 140 hp EFI Four Stroke (Cont'd)	AS115

<sup>4U</sup> 4 Used

# Suzuki Marine

## STARTER RELAY

Year	Model	Part No.
07-05 04	<b>200 hp EFI Four Stroke</b>	
	All Eng.; MFI .....	RY-818
	All Eng.; TBI .....	RY-818
07-05 04	<b>225 hp EFI Four Stroke</b>	
	All Eng.; MFI .....	RY-818
	All Eng.; TBI .....	RY-818
07-05	<b>90 hp EFI Four Stroke</b>	
	All Eng.; MFI .....	RY-818

Continued on Next Column

# Volvo Penta Marine

## CAMSHAFT SENSOR

Year	Model	Part No.
02-01	<b>8.1L 375 hp DPX 375</b>	
	All Eng.; MFI .....	PC620
07-05	<b>8.1L 375 hp Gi</b>	
	All Eng.; MFI From Serial No. 4012110800 .	PC620
04-01	All Eng.; MFI To Serial No. 4012110799 .....	PC341
	All Eng.; MFI From Serial No. 4012110800 .	PC620
07-03	<b>8.1L 375 hp Gil</b>	
	All Eng.; MFI From Serial No. 4012114923 .	PC620
	All Eng.; MFI To Serial No. 4012114922 .....	PC341
02-01	<b>8.1L 420 hp DPX 420</b>	
	All Eng.; MFI .....	PC341
07-01	<b>8.1L 420 hp GXi</b>	
	All Eng.; MFI From Serial No. 4012110787 .	PC620
	All Eng.; MFI To Serial No. 4012110786 .....	PC341

Continued on Next Column

## STARTER RELAY

Year	Model	Part No.
04-01	<b>90 hp EFI Four Stroke (Cont'd)</b>	
	All Eng.; TBI .....	RY-818
07-06	<b>175 hp EFI Four Stroke</b>	
	All Eng.; MFI .....	RY-818

## CAMSHAFT SENSOR

Year	Model	Part No.
07-03	<b>8.1L 420 hp GXil</b>	
	All Eng.; MFI From Serial No. 4012113021 .	PC620
	All Eng.; MFI To Serial No. 4012113020 .....	PC341
07-06	<b>8.1L 375 hp Osi</b>	
	All Eng.; MFI .....	PC620

## CONTACT SET (POINTS)

Year	Model	Part No.
88-81	<b>3.8L 170 hp AQ175</b>	
	All Eng.; 3-1 Bbl. Carb. ....	AL-5677XP
88-80	<b>5.0L 180 hp AQ190</b>	
	All Eng.; 2 Bbl. Carb. ....	AL-5677XP
90-89	<b>5.0L 190 hp AQ211</b>	
	All Eng.; 2 Bbl. Carb. ....	AL-5677XP
88-80	<b>5.0L 200 hp AQ200</b>	
	All Eng.; 2 Bbl. Carb. ....	AL-5677XP
90-89	<b>5.0L 205 hp AQ231</b>	
	All Eng.; 4 Bbl. Carb. ....	AL-5677XP

Continued on Next Column

## CONTACT SET (POINTS)

Year	Model	Part No.
93-89	<b>5.0L 205 hp BB231A</b>	
	All Eng.; 4 Bbl. Carb. ....	AL-5677XP
88-80	<b>5.0L 225 hp AQ225</b>	
	All Eng.; 4 Bbl. Carb. ....	AL-5677XP
88-80	<b>5.8L 230 hp AQ240</b>	
	All Eng.; 4 Bbl. Carb. ....	AL-5677XP

## COOLANT TEMPERATURE SENSOR

Year	Model	Part No.
95-94	<b>3.0L 120 hp GL</b>	
	All Eng.; 2 Bbl. Carb. - Water Temp Sender .....	TS-567
07-02	<b>3.0L 135 hp GL</b>	
	All Eng.; 2 Bbl. Carb. - Water Temp Sender .....	TS-567
01-99	<b>3.0L 135 hp GS</b>	
	All Eng.; 2 Bbl. Carb. - Water Temp Sender .....	TS-567
98-97		TS-567
	All Eng.; 2 Bbl. Carb. - Water Temp Sender .....	TS-567
96-94		TS-567
	All Eng.; 2 Bbl. Carb. - Water Temp Sender .....	TS-567
88-87	<b>3.8L 170 hp AQ175</b>	
	All Eng.; 3-1 Bbl. Carb. - Coolant Temp Sensor .....	TS-567
86		TS-567
	All Eng.; 3-1 Bbl. Carb. - Coolant Temp Sensor .....	TS-567
85-81		TS-567
	All Eng.; 3-1 Bbl. Carb. - Coolant Temp Sensor .....	TS-567
93-92	<b>4.3L 155 hp 430</b>	
	All Eng.; 2 Bbl. Carb. - Coolant Temp Sensor .....	TS-567
91-90		TS-567
	All Eng.; 2 Bbl. Carb. - Coolant Temp Sensor .....	TS-567

Continued on Next Page



## COOLANT TEMPERATURE SENSOR

Year	Model	Part No.
96-94	All Eng.; 2 Bbl. Carb. - Water Temp Sender ..... <b>4.3L 160 hp GL</b>	TS-567
93	All Eng.; 2 Bbl. Carb. - Coolant Temp Sensor ..... <b>4.3L 164 hp 432</b>	TS-567
93-92	All Eng.; 4 Bbl. Carb. - Coolant Temp Sensor ..... <b>4.3L 180 hp 431</b>	TS-567
91-89	All Eng.; 4 Bbl. Carb. - Coolant Temp Sensor ..... <b>4.3L 180 hp AQ205</b>	TS-567
90-89	All Eng.; 4 Bbl. Carb. - Water Temp Sender ..... <b>4.3L 180 hp Gi</b>	TS-567
96	All Eng.; TBI - Coolant Temp Sensor ..... All Eng.; TBI - Water Temp Sender .....	TX3 TS-567
95	All Eng.; TBI - Coolant Temp Sensor ..... All Eng.; TBI - Water Temp Sender .....	TX3 TS-567
96	All Eng.; 4 Bbl. Carb. - Water Temp Sender ..... <b>4.3L 185 hp GS</b>	TS-567
95	All Eng.; 4 Bbl. Carb. - Water Temp Sender .....	TS-567
94	All Eng.; 4 Bbl. Carb. - Water Temp Sender .....	TS-567
93	All Eng.; 4 Bbl. Carb. - Coolant Temp Sensor ..... <b>4.3L 187 hp 434</b>	TS-567
07-99	All Eng.; 2 Bbl. Carb. - Water Temp Sender ..... <b>4.3L 190 hp GL</b>	TS-567
98	All Eng.; 2 Bbl. Carb. - Water Temp Sender .....	TS-567
97	All Eng.; 2 Bbl. Carb. - Water Temp Sender .....	TS-567
00-97	All Eng.; TBI - Coolant Temp Sensor ..... All Eng.; TBI - Water Temp Sender .....	TX3 TS-567
99-98	All Eng.; 4 Bbl. Carb. - Water Temp Sender ..... <b>4.3L 205 hp GS</b>	TS-567
97	All Eng.; 4 Bbl. Carb. - Water Temp Sender .....	TS-567
97	All Eng.; 4 Bbl. Carb. - Water Temp Sender ..... <b>4.3L 215 hp GS</b>	TS-567
01	All Eng.; TBI - Coolant Temp Sensor ..... All Eng.; TBI - Water Temp Sender .....	TX3 TS-567
07-03	All Eng.; MFI - Coolant Temp Sensor ..... All Eng.; MFI - Water Temp Sender .....	TX3 TS-567
02	All Eng.; TBI - Coolant Temp Sensor ..... All Eng.; MFI - Coolant Temp Sensor ..... All Eng.; TBI - Water Temp Sender ..... All Eng.; MFI - Water Temp Sender .....	TX3 TX3 TS-567 TS-567
07-03	All Eng.; MFI - Coolant Temp Sensor ..... All Eng.; MFI - Water Temp Sender .....	TX3 TS-567
94	All Eng.; TBI - Coolant Temp Sensor ..... <b>5.0L 215 hp Fi</b>	TX6
97	All Eng.; TBI - Coolant Temp Sensor ..... <b>5.0L 220 hp Fi</b>	TX6
96-95	All Eng.; TBI - Coolant Temp Sensor .....	TX6
07-98	All Eng.; 2 Bbl. Carb. - Coolant Temp Switch ..... All Eng.; 2 Bbl. Carb. - Water Temp Sender .....	TS-509 TS-567
01-98	All Eng.; TBI - Coolant Temp Switch ..... All Eng.; TBI - Water Temp Sender .....	TS-509 TS-567
07	All Eng.; MFI - Coolant Temp Switch ..... All Eng.; MFI - Water Temp Sender .....	TX3 TS-567
06-03	All Eng.; MFI - Coolant Temp Switch ..... All Eng.; MFI - Water Temp Sender .....	TX3 TS-567
02	All Eng.; TBI - Coolant Temp Switch ..... All Eng.; MFI - Coolant Temp Switch ..... All Eng.; TBI - Water Temp Sender ..... All Eng.; MFI - Water Temp Sender .....	TX3 TX3 TS-567 TS-567

Continued on Next Page

# Volvo Penta Marine

## COOLANT TEMPERATURE SENSOR

Year	Model	Part No.
07-03	All Eng.; MFI - Coolant Temp Sensor ..... 5.0L 270 hp OSi	TS-567
97	All Eng.; 2 Bbl. Carb. - Water Temp Sender ..... 5.7L 215 hp GL	TS-567
93-92	All Eng.; 2 Bbl. Carb. - Water Temp Sender ..... 5.7L 225 hp 572	TS-567
94	All Eng.; 2 Bbl. Carb. - Water Temp Sender ..... 5.7L 225 hp GL	TS-567
97	All Eng.; TBI - Coolant Temp Sensor ..... All Eng.; TBI - Water Temp Sender ..... 5.7L 225 hp GLi	TX3 TS-567
94	All Eng.; 2 Bbl. Carb. - Water Temp Sender ..... 5.7L 230 hp GL	TS-567
93-89	All Eng.; 4 Bbl. Carb. - Water Temp Sender ..... 5.7L 240 hp 570	TS-567
91-89	All Eng.; 4 Bbl. Carb. - Water Temp Sender ..... 5.7L 240 hp BB261A	TS-567
93-89	All Eng.; 4 Bbl. Carb. - Water Temp Sender ..... 5.7L 245 hp 570	TS-567
90-89	All Eng.; 4 Bbl. Carb. - Water Temp Sender ..... 5.7L 245 hp AQ271	TS-567
97	All Eng.; TBI - Coolant Temp Sensor ..... All Eng.; TBI - Water Temp Sender ..... 5.7L 250 hp Gi	TX3 TS-567
96-94	All Eng.; TBI - Coolant Temp Sensor ..... All Eng.; TBI - Water Temp Sender ..... 5.7L 250 hp GS	TX3 TS-567
01-98 97	All Eng.; 2 Bbl. Carb. - Water Temp Sender ..... All Eng.; 4 Bbl. Carb. - Water Temp Sender ..... 5.7L 255 hp Gi	TS-567 TS-567
94	All Eng.; TBI - Coolant Temp Sensor ..... All Eng.; TBI - Water Temp Sender ..... 5.7L 260 hp AQ260	TX3 TS-567
85-80	All Eng.; 4 Bbl. Carb. - Water Temp Sender ..... 5.7L 260 hp GL	TS-567
05-02	All Eng.; 2 Bbl. Carb. - Water Temp Sender ..... 5.7L 270 hp AQ271	TS-567
88-86	All Eng.; 4 Bbl. Carb. - Water Temp Sender ..... 5.7L 275 hp 571	TS-567
91-89	All Eng.; 4 Bbl. Carb. - Water Temp Sender ..... 5.7L 275 hp AQ311	TS-567
91 90-89 88	All Eng.; 4 Bbl. Carb. - Water Temp Sender ..... All Eng.; 4 Bbl. Carb. - Water Temp Sender ..... All Eng.; 4 Bbl. Carb. - Water Temp Sender ..... 5.7L 280 hp AQ280	TS-567 TS-567 TS-567
87-80	All Eng.; 4 Bbl. Carb. - Water Temp Sender ..... 5.7L 280 hp Gi	TS-567
07-03 02	All Eng.; MFI - Coolant Temp Switch ..... All Eng.; MFI - Water Temp Sender ..... All Eng.; TBI - Coolant Temp Sensor ..... All Eng.; MFI - Coolant Temp Switch ..... All Eng.; TBI - Water Temp Sender ..... All Eng.; MFI - Water Temp Sender ..... 5.7L 280 hp Gil	TX3 TS-567 TX3 TX3 TS-567 TS-567
01	All Eng.; TBI - Coolant Temp Sensor ..... All Eng.; TBI - Water Temp Sender ..... 5.7L 280 hp GSi	TX3 TS-567
07-03	All Eng.; MFI - Coolant Temp Switch ..... All Eng.; MFI - Water Temp Sender ..... 5.7L 280 hp OSi	TX3 TS-567
00-97	All Eng.; TBI - Coolant Temp Sensor ..... All Eng.; TBI - Water Temp Sender ..... 5.7L 280 hp AQ290	TX3 TS-567
07-03	All Eng.; MFI - Coolant Temp Switch ..... All Eng.; MFI - Water Temp Sender ..... 5.7L 290 hp AQ290	TX3 TS-567
87-86 85-81	All Eng.; 4 Bbl. Carb. - Water Temp Sender ..... All Eng.; 4 Bbl. Carb. - Water Temp Sender ..... 5.7L 290 hp AQ290	TS-567 TS-567

Continued on Next Page

## COOLANT TEMPERATURE SENSOR

Year	Model	Part No.
	<b>5.7L 290 hp AQ290 (Cont'd)</b>	
80	All Eng.; 4 Bbl. Carb. - Water Temp Sender .....	TS-567
	<b>5.7L 315 hp GSi</b>	
01	All Eng.; TBI - Coolant Temp Sensor .....	TX3
	All Eng.; TBI - Water Temp Sender .....	TS-567
	<b>5.7L 320 hp GXi</b>	
07-03	All Eng.; MFI - Coolant Temp Switch .....	TX3
	All Eng.; MFI - Water Temp Sender .....	TS-567
02	All Eng.; TBI - Coolant Temp Sensor .....	TX3
	All Eng.; MFI - Coolant Temp Switch .....	TX3
	All Eng.; TBI - Water Temp Sender .....	TS-567
	All Eng.; MFI - Water Temp Sender .....	TS-567
	<b>5.7L 320 hp GXil</b>	
07-03	All Eng.; MFI - Coolant Temp Switch .....	TX3
	All Eng.; MFI - Water Temp Sender .....	TS-567
	<b>5.7L 320 hp OSXi</b>	
07-03	All Eng.; MFI - Water Temp Sender .....	TS-567
	<b>5.8L 230 hp AQ240</b>	
88-80	All Eng.; 4 Bbl. Carb. - Water Temp Sender .....	TS-567
	<b>5.8L 255 hp Fi</b>	
94	All Eng.; TBI - Coolant Temp Sensor .....	TX6
	<b>5.8L 265 hp FSi</b>	
97-96	All Eng.; TBI - Coolant Temp Sensor .....	TX6
95	All Eng.; TBI - Coolant Temp Sensor .....	TX6
	<b>5.8L 275 hp FSi</b>	
96	All Eng.; TBI - Coolant Temp Sensor .....	TX6
95	All Eng.; TBI - Coolant Temp Sensor .....	TX6
	<b>7.4L 385 hp DPX 385</b>	
00-98	All Eng.; MFI - Coolant Temp Switch .....	TX3
	All Eng.; MFI - Water Temp Sender .....	TS-567
97	All Eng.; TBI - Coolant Temp Switch .....	TX3
	All Eng.; TBI - Water Temp Sender .....	TS-567
	<b>8.1L 375 hp DPX 375</b>	
02-01	All Eng.; MFI - Coolant Temp Switch .....	TX3
	All Eng.; MFI - Water Temp Sender .....	TS-567
	<b>8.1L 375 hp Gi</b>	
07-05	All Eng.; MFI - Coolant Temp Switch .....	TX3
	All Eng.; MFI - Water Temp Sender .....	TS-567
04-01	All Eng.; MFI - Coolant Temp Switch .....	TX3
	All Eng.; MFI - Water Temp Sender .....	TS-567
	<b>8.1L 375 hp Gil</b>	
07-03	All Eng.; MFI - Coolant Temp Switch .....	TX3
	All Eng.; MFI - Water Temp Sender .....	TS-567
	<b>8.1L 420 hp DPX 420</b>	
02-01	All Eng.; MFI - Coolant Temp Switch .....	TX3
	All Eng.; MFI - Water Temp Sender .....	TS-567
	<b>8.1L 420 hp GXi</b>	
07-01	All Eng.; MFI - Coolant Temp Switch .....	TX3
	All Eng.; MFI - Water Temp Sender .....	TS-567
	<b>8.1L 420 hp GXil</b>	
07-03	All Eng.; MFI - Coolant Temp Switch .....	TX3
	All Eng.; MFI - Water Temp Sender .....	TS-567
	<b>8.2L 390 hp GL</b>	
96-94	All Eng.; 4 Bbl. Carb. - Water Temp Sender .....	TS-567
	<b>8.2L 400 hp GL</b>	
96-95	All Eng.; 4 Bbl. Carb. - Water Temp Sender .....	TS-567
	<b>8.2L 415 hp DPX 415</b>	
00-98	All Eng.; MFI - Coolant Temp Switch .....	TX3
	All Eng.; MFI - Water Temp Sender .....	TS-567
97	All Eng.; TBI - Coolant Temp Switch .....	TX3
	All Eng.; TBI - Water Temp Sender .....	TS-567
	<b>8.2L 415 hp GSi</b>	
00-97	All Eng.; MFI - Coolant Temp Switch .....	TX3
	All Eng.; MFI - Water Temp Sender .....	TS-567
	<b>8.2L 475 hp DPX 500</b>	
01	All Eng.; MFI - Coolant Temp Switch .....	TX3
	All Eng.; MFI - Water Temp Sender .....	TS-567

Continued on Next Page

# Volvo Penta Marine

## COOLANT TEMPERATURE SENSOR

Year	Model	Part No.
<b>8.2L 475 hp DPX 500 (Cont'd)</b>		
00-99	All Eng.; TBI - Coolant Temp Switch .....	TX3
	All Eng.; TBI - Water Temp Sender .....	TS-567
<b>8.2L 505 hp DPX 525</b>		
99	All Eng.; TBI - Coolant Temp Switch .....	TX3
	All Eng.; TBI - Water Temp Sender .....	TS-567
<b>8.8L 560 hp DPX 600</b>		
01-99	All Eng.; MFI - Coolant Temp Switch .....	TX3
	All Eng.; MFI - Water Temp Sender .....	TS-567
<b>8.1L 375 hp Osi</b>		
07-06	All Eng.; MFI - Coolant Temp Switch .....	TX3
	All Eng.; MFI - Water Temp Sender .....	TS-567

## CRANKSHAFT SENSOR

Year	Model	Part No.
<b>5.0L 270 hp GXi</b>		
07-03	All Eng.; MFI .....	PC123
02	All Eng.; TBI .....	PC123
	All Eng.; MFI .....	PC123
<b>5.0L 270 hp Osi</b>		
07-03	All Eng.; MFI .....	PC123
<b>5.7L 320 hp OSXi</b>		
07-03	All Eng.; MFI .....	PC123
<b>8.1L 375 hp DPX 375</b>		
07-01	All Eng.; MFI .....	PC269
<b>8.1L 375 hp Gi</b>		
07-05	All Eng.; MFI .....	PC269
04-01	All Eng.; MFI .....	PC269
<b>8.1L 375 hp Gil</b>		
07-03	All Eng.; MFI .....	PC269

Continued on Next Column

## CRANKSHAFT SENSOR

Year	Model	Part No.
<b>8.1L 420 hp DPX 420</b>		
02-01	All Eng.; MFI .....	PC269
<b>8.1L 420 hp GXi</b>		
07-01	All Eng.; MFI .....	PC269
<b>8.1L 420 hp GXil</b>		
07-03	All Eng.; MFI .....	PC269
<b>8.1L 375 hp Osi</b>		
07-06	All Eng.; MFI .....	PC269

## DISTRIBUTOR CAP

Year	Model	Part No.
<b>2.1L 110 hp AQ125A</b>		
88	All Eng.; 1 Bbl. Carb. ....	GB-436
87	All Eng.; 1 Bbl. Carb. ....	GB-436
86-80	All Eng.; 1 Bbl. Carb. ....	GB-436
<b>2.1L 120 hp AQ125B</b>		
88-87	All Eng.; 2-1 Bbl. Carb. ....	GB-436
86-80	All Eng.; 2-1 Bbl. Carb. ....	GB-436
<b>2.1L 125 hp AQ140</b>		
88-87	All Eng.; 2-1 Bbl. Carb. ....	GB-436
86	All Eng.; 2-1 Bbl. Carb. ....	GB-436
85-80	All Eng.; 2-1 Bbl. Carb. ....	GB-436
<b>2.3L 110 hp 230</b>		
92-89	All Eng.; 1 Bbl. Carb. ....	GB-436
<b>2.3L 110 hp AQ131</b>		
89	All Eng.; 1 Bbl. Carb. ....	GB-436
<b>2.3L 138 hp AQ145A</b>		
88-80	All Eng.; 2-1 Bbl. Carb. ....	GB-436
<b>2.3L 139 hp AQ145B</b>		
88-80	All Eng.; 2-1 Bbl. Carb. ....	GB-436
<b>2.5L 135 hp 250</b>		
92-91	All Eng.; 2-1 Bbl. Carb. ....	GB-436
90	All Eng.; 2-1 Bbl. Carb. ....	GB-436
<b>2.5L 135 hp AQ151</b>		
90	All Eng.; 2-1 Bbl. Carb. ....	GB-436
<b>2.5L 150 hp 251</b>		
92	All Eng.; 2-1 Bbl. Carb. ....	GB-434
91	All Eng.; 2-1 Bbl. Carb. ....	GB-434
90	All Eng.; 2-1 Bbl. Carb. ....	GB-434
<b>2.5L 150 hp AQ171</b>		
90-88	All Eng.; 2-1 Bbl. Carb. ....	GB-434

Continued on Next Column

## DISTRIBUTOR CAP

Year	Model	Part No.
<b>3.0L 120 hp GL</b>		
95-94	All Eng.; 2 Bbl. Carb. ....	DR-459X
<b>3.0L 135 hp GL</b>		
07-02	All Eng.; 2 Bbl. Carb. ....	DR-459X
<b>3.0L 135 hp GS</b>		
01-99	All Eng.; 2 Bbl. Carb. ....	DR-459X
98-97	All Eng.; 2 Bbl. Carb. ....	DR-459X
96-94	All Eng.; 2 Bbl. Carb. ....	DR-459X
<b>3.8L 170 hp AQ175</b>		
88-87	All Eng.; 3-1 Bbl. Carb. ....	AL-487
86	All Eng.; 3-1 Bbl. Carb. ....	AL-487
85-81	All Eng.; 3-1 Bbl. Carb. ....	AL-487
<b>4.3L 155 hp 430</b>		
93-92	All Eng.; 2 Bbl. Carb. ....	AL-487
91-90	All Eng.; 2 Bbl. Carb. ....	AL-487
<b>4.3L 160 hp GL</b>		
96-94	All Eng.; 2 Bbl. Carb. ....	DR-460X
<b>4.3L 164 hp 432</b>		
93	All Eng.; 2 Bbl. Carb. ....	AL-487
<b>4.3L 180 hp 431</b>		
93-92	All Eng.; 4 Bbl. Carb. ....	AL-487
91-89	All Eng.; 4 Bbl. Carb. ....	AL-487
<b>4.3L 180 hp AQ205</b>		
90-89	All Eng.; 4 Bbl. Carb. ....	AL-487
<b>4.3L 180 hp Gi</b>		
96	All Eng.; TBI .....	DR-460X
95	All Eng.; TBI .....	DR-460X
<b>4.3L 185 hp GS</b>		
96	All Eng.; 4 Bbl. Carb. ....	DR-460X
95	All Eng.; 4 Bbl. Carb. ....	DR-460X
94	All Eng.; 4 Bbl. Carb. ....	DR-460X

Continued on Next Page

DISTRIBUTOR CAP		
Year	Model	Part No.
93	All Eng.; 4 Bbl. Carb. .... <b>4.3L 187 hp 434</b>	AL-487
07-99	All Eng.; 2 Bbl. Carb. .... <b>4.3L 190 hp GL</b>	DR-460X
98	All Eng.; 2 Bbl. Carb. ....	DR-460X
97	All Eng.; 2 Bbl. Carb. ....	DR-460X
00-97	All Eng.; TBI .... <b>4.3L 205 hp Gi</b>	DR-460X
99-98	All Eng.; 4 Bbl. Carb. .... <b>4.3L 205 hp GS</b>	DR-460X
97	All Eng.; 4 Bbl. Carb. ....	DR-460X
97	All Eng.; 4 Bbl. Carb. .... <b>4.3L 215 hp GS</b>	DR-460X
01	All Eng.; TBI .... <b>4.3L 220 hp Gi</b>	DR-460X
07-03	All Eng.; MFI .... <b>4.3L 225 hp GXi</b>	DR-460X
02	All Eng.; TBI ....	DR-460X
	All Eng.; MFI ....	DR-460X
07-03	All Eng.; MFI .... <b>4.3L 225 hp OSi</b>	DR-460X
88-80	All Eng.; 2 Bbl. Carb. .... <b>5.0L 180 hp AQ190</b>	AL-483
93-89	All Eng.; 2 Bbl. Carb. .... <b>5.0L 190 hp 500</b>	AL-488
90-89	All Eng.; 2 Bbl. Carb. .... <b>5.0L 190 hp AQ211</b>	MY-407
97	All Eng.; 2 Bbl. Carb. .... <b>5.0L 190 hp FL</b>	AL-488
96	All Eng.; 2 Bbl. Carb. ....	AL-488
95	All Eng.; 2 Bbl. Carb. ....	AL-488
94	All Eng.; 2 Bbl. Carb. ....	AL-488
88-80	All Eng.; 2 Bbl. Carb. .... <b>5.0L 200 hp AQ200</b>	MY-407
93-89	All Eng.; 4 Bbl. Carb. .... <b>5.0L 205 hp 501</b>	AL-488
90-89	All Eng.; 4 Bbl. Carb. .... <b>5.0L 205 hp AQ231</b>	MY-407
93	All Eng.; 4 Bbl. Carb. .... <b>5.0L 205 hp BB231A</b>	AL-488
92-89	All Eng.; 4 Bbl. Carb. ....	AL-488
94	All Eng.; TBI .... <b>5.0L 215 hp Fi</b>	FD-168X
97	All Eng.; TBI .... <b>5.0L 220 hp Fi</b>	FD-168X
96-95	All Eng.; TBI ....	FD-168X
07-98	All Eng.; 2 Bbl. Carb. .... <b>5.0L 220 hp GL</b>	DR-468X
88-80	All Eng.; 4 Bbl. Carb. .... <b>5.0L 225 hp AQ225</b>	MY-407
01-98	All Eng.; TBI .... <b>5.0L 250 hp Gi</b>	DR-468X
07-03	All Eng.; MFI .... <b>5.0L 270 hp GXi</b>	DR-474
02	All Eng.; TBI ....	DR-474
	All Eng.; MFI ....	DR-474
07-03	All Eng.; MFI .... <b>5.0L 270 hp OSi</b>	DR-474
97	All Eng.; 2 Bbl. Carb. .... <b>5.7L 215 hp GL</b>	AL-488
93-92	All Eng.; 2 Bbl. Carb. .... <b>5.7L 225 hp 572</b>	AL-488
94	All Eng.; 2 Bbl. Carb. .... <b>5.7L 225 hp GL</b>	AL-488
97	All Eng.; TBI .... <b>5.7L 225 hp GLi</b>	DR-468X

Continued on Next Column

DISTRIBUTOR CAP		
Year	Model	Part No.
94	All Eng.; 2 Bbl. Carb. .... <b>5.7L 230 hp GL</b>	AL-488
93-89	All Eng.; 4 Bbl. Carb. .... <b>5.7L 240 hp 570</b>	AL-488
91-89	All Eng.; 4 Bbl. Carb. .... <b>5.7L 240 hp BB261A</b>	AL-488
93-89	All Eng.; 4 Bbl. Carb. .... <b>5.7L 245 hp 570</b>	AL-488
90-89	All Eng.; 4 Bbl. Carb. .... <b>5.7L 245 hp AQ271</b>	AL-488
97	All Eng.; TBI .... <b>5.7L 250 hp Gi</b>	DR-468X
96-94	All Eng.; TBI ....	DR-468X
01-98	All Eng.; 2 Bbl. Carb. .... <b>5.7L 250 hp GS</b>	AL-488
97	All Eng.; 4 Bbl. Carb. ....	AL-488
94	All Eng.; TBI .... <b>5.7L 255 hp Gi</b>	DR-468X
85-80	All Eng.; 4 Bbl. Carb. .... <b>5.7L 260 hp AQ260</b>	AL-488
05-02	All Eng.; 2 Bbl. Carb. .... <b>5.7L 260 hp GL</b>	AL-488
88-86	All Eng.; 4 Bbl. Carb. .... <b>5.7L 270 hp AQ271</b>	AL-488
91-89	All Eng.; 4 Bbl. Carb. .... <b>5.7L 275 hp 571</b>	AL-488
91	All Eng.; 4 Bbl. Carb. .... <b>5.7L 275 hp AQ311</b>	AL-488
90-89	All Eng.; 4 Bbl. Carb. ....	AL-488
88	All Eng.; 4 Bbl. Carb. ....	AL-488
87-80	All Eng.; 4 Bbl. Carb. .... <b>5.7L 280 hp AQ280</b>	AL-488
07-03	All Eng.; MFI .... <b>5.7L 280 hp Gi</b>	DR-468X
02	All Eng.; MFI ....	DR-468X
	All Eng.; TBI ....	DR-468X
01	All Eng.; TBI ....	DR-468X
07-03	All Eng.; MFI .... <b>5.7L 280 hp Gil</b>	DR-468X
00-97	All Eng.; TBI .... <b>5.7L 280 hp GSi</b>	DR-468X
07-03	All Eng.; MFI .... <b>5.7L 280 hp OSi</b>	DR-468X
87-86	All Eng.; 4 Bbl. Carb. .... <b>5.7L 290 hp AQ290</b>	AL-488
85-81	All Eng.; 4 Bbl. Carb. ....	AL-488
80	All Eng.; 4 Bbl. Carb. ....	AL-488
01	All Eng.; TBI .... <b>5.7L 315 hp GSi</b>	DR-468X
07-03	All Eng.; MFI .... <b>5.7L 320 hp GXi</b>	DR-468X
02	All Eng.; MFI ....	DR-468X
	All Eng.; TBI ....	DR-468X
07-03	All Eng.; MFI .... <b>5.7L 320 hp GXil</b>	DR-468X
07-03	All Eng.; MFI .... <b>5.7L 320 hp OSXi</b>	DR-474
88-80	All Eng.; 4 Bbl. Carb. .... <b>5.8L 230 hp AQ240</b>	AL-483
94	All Eng.; 4 Bbl. Carb. .... <b>5.8L 230 hp FL</b>	AL-488
97-95	All Eng.; 4 Bbl. Carb. .... <b>5.8L 235 hp FL</b>	AL-488
96-95	All Eng.; 4 Bbl. Carb. .... <b>5.8L 245 hp FL</b>	AL-488
94	All Eng.; TBI .... <b>5.8L 255 hp Fi</b>	FD-168X

Continued on Next Page

# Volvo Penta Marine

## DISTRIBUTOR CAP

Year	Model	Part No.
97-96 95	5.8L 265 hp FSi All Eng.; TBI .....	FD-168X
	All Eng.; TBI .....	FD-168X
96 95	5.8L 275 hp FSi All Eng.; TBI .....	FD-168X
	All Eng.; TBI .....	FD-168X
93-89	7.4L 300 hp 740 All Eng.; 4 Bbl. Carb. ....	AL-488
97-94	7.4L 300 hp GL All Eng.; 4 Bbl. Carb. ....	AL-488
93-90	7.4L 305 hp 740 All Eng.; 4 Bbl. Carb. ....	AL-488
94	7.4L 305 hp GL All Eng.; 4 Bbl. Carb. ....	AL-488
00-98	7.4L 310 hp Gi All Eng.; MFI .....	DR-468X
96 95	7.4L 310 hp GL All Eng.; 4 Bbl. Carb. ....	AL-488
	All Eng.; 4 Bbl. Carb. ....	AL-488
97-95	7.4L 330 hp Gi All Eng.; TBI .....	DR-468X
96-95	7.4L 340 hp Gi All Eng.; TBI .....	DR-468X
00-98 97	7.4L 385 hp DPX 385 All Eng.; MFI .....	DR-468X
	All Eng.; TBI .....	DR-468X
00-98	7.4L 385 hp GSi All Eng.; MFI .....	DR-468X

Continued on Next Column

## DISTRIBUTOR PICK-UP ASSY

Year	Model	Part No.
07-03 02	5.0L 270 hp GXi All Eng.; MFI .....	LX-756
	All Eng.; TBI .....	LX-756
	All Eng.; MFI .....	LX-756
07-03	5.0L 270 hp OSi All Eng.; MFI .....	LX-756

Continued on Next Column

## DISTRIBUTOR RELUCTOR

Year	Model	Part No.
98-94	3.0L 120 hp GL All Eng.; 2 Bbl. Carb. ....	LX-375
07-02	3.0L 135 hp GL All Eng.; 2 Bbl. Carb. ....	LX-375
	3.0L 135 hp GS All Eng.; 2 Bbl. Carb. ....	LX-375
01-99	All Eng.; 2 Bbl. Carb. ....	LX-375
98-97	All Eng.; 2 Bbl. Carb. ....	LX-375
96-94	All Eng.; 2 Bbl. Carb. ....	LX-375
96 95	4.3L 160 hp GL All Eng.; 2 Bbl. Carb. ....	LX-375
	4.3L 180 hp Gi All Eng.; TBI .....	LX-375
96 95 94	4.3L 185 hp GS All Eng.; 4 Bbl. Carb. ....	LX-375
	All Eng.; 4 Bbl. Carb. ....	LX-375
	All Eng.; 4 Bbl. Carb. ....	LX-375
07-99 98 97	4.3L 190 hp GL All Eng.; 2 Bbl. Carb. ....	LX-375
	All Eng.; 2 Bbl. Carb. ....	LX-375
	All Eng.; 2 Bbl. Carb. ....	LX-375
00-97	4.3L 205 hp Gi All Eng.; TBI .....	LX-375

Continued on Next Column

## DISTRIBUTOR CAP

Year	Model	Part No.
97-96 95	7.4L 385 hp GSi (Cont'd) All Eng.; TBI .....	DR-468X
	All Eng.; TBI .....	DR-468X
96-94	8.2L 390 hp GL All Eng.; 4 Bbl. Carb. ....	AL-488
	8.2L 400 hp GL All Eng.; 4 Bbl. Carb. ....	AL-488
00-98 97	8.2L 415 hp DPX 415 All Eng.; MFI .....	DR-468X
00-97	All Eng.; TBI .....	DR-468X
	8.2L 415 hp GSi All Eng.; MFI .....	DR-468X
01 00-99	8.2L 475 hp DPX 500 All Eng.; MFI .....	DR-468X
	All Eng.; TBI .....	DR-468X
99	8.2L 505 hp DPX 525 All Eng.; TBI .....	DR-468X
	8.8L 560 hp DPX 600 All Eng.; MFI .....	DR-468X

## DISTRIBUTOR PICK-UP ASSY

Year	Model	Part No.
07-03	5.7L 320 hp OSXi All Eng.; MFI .....	LX-756

## DISTRIBUTOR RELUCTOR

Year	Model	Part No.
99-98 97	4.3L 205 hp GS All Eng.; 4 Bbl. Carb. ....	LX-375
	All Eng.; 4 Bbl. Carb. ....	LX-375
97 01	4.3L 215 hp GS All Eng.; 4 Bbl. Carb. ....	LX-375
	4.3L 220 hp Gi All Eng.; TBI .....	LX-375
07-03 02	4.3L 225 hp GXi All Eng.; MFI .....	LX-375
	All Eng.; TBI .....	LX-375
	All Eng.; MFI .....	LX-375
07-03	4.3L 225 hp OSi All Eng.; MFI .....	LX-375
07-98	5.0L 220 hp GL All Eng.; 2 Bbl. Carb. ....	LX-375
	5.0L 250 hp Gi All Eng.; TBI .....	LX-375
01-98	5.7L 225 hp GLi All Eng.; TBI .....	LX-375
97 96-94	5.7L 250 hp Gi All Eng.; TBI .....	LX-375
	All Eng.; TBI .....	LX-375

Continued on Next Page

DISTRIBUTOR RELUCTOR		
Year	Model	Part No.
94	All Eng.; TBI 5.7L 255 hp Gi	LX-375
07-03 02	All Eng.; MFI 5.7L 280 hp Gi	LX-375
01	All Eng.; TBI 5.7L 280 hp Gi	LX-375
07-03	All Eng.; MFI 5.7L 280 hp GSi	LX-375
00-97	All Eng.; TBI 5.7L 280 hp OSi	LX-375
07-03	All Eng.; MFI 5.7L 315 hp GSi	LX-375
01	All Eng.; TBI 5.7L 320 hp GXi	LX-375
07-03 02	All Eng.; MFI 5.7L 320 hp GXil	LX-375
00-98	All Eng.; MFI 7.4L 310 hp Gi	LX-375
97-95	All Eng.; TBI 7.4L 330 hp Gi	LX-375
96-95	All Eng.; TBI 7.4L 340 hp Gi	LX-375

Continued on Next Column

DISTRIBUTOR ROTOR		
Year	Model	Part No.
88	All Eng.; 1 Bbl. Carb. 2.1L 110 hp AQ125A	GB-324
87	All Eng.; 1 Bbl. Carb.	GB-324
86-80	All Eng.; 1 Bbl. Carb.	GB-324
88-87 86-80	All Eng.; 2-1 Bbl. Carb. 2.1L 120 hp AQ125B	GB-324
88-87 86	All Eng.; 2-1 Bbl. Carb. 2.1L 125 hp AQ140	GB-324
85-80	All Eng.; 2-1 Bbl. Carb.	GB-324
92-89	All Eng.; 1 Bbl. Carb. 2.3L 110 hp 230	GB-324
89	All Eng.; 1 Bbl. Carb. 2.3L 110 hp AQ131	GB-324
88-80	All Eng.; 2-1 Bbl. Carb. 2.3L 138 hp AQ145A	GB-324
88-80	All Eng.; 2-1 Bbl. Carb. 2.3L 139 hp AQ145B	GB-324
92-91 90	All Eng.; 2-1 Bbl. Carb. 2.5L 135 hp 250	GB-324
90	All Eng.; 2-1 Bbl. Carb. 2.5L 135 hp AQ151	GB-324
92 91 90	All Eng.; 2-1 Bbl. Carb. 2.5L 150 hp 251	GB-348
90-88	All Eng.; 2-1 Bbl. Carb. 2.5L 150 hp AQ171	GB-348
95-94	All Eng.; 2 Bbl. Carb. 3.0L 120 hp GL	DR-327X
07-02	All Eng.; 2 Bbl. Carb. 3.0L 135 hp GL	DR-327X

Continued on Next Column

DISTRIBUTOR RELUCTOR		
Year	Model	Part No.
00-98 97	All Eng.; MFI 7.4L 385 hp DPX 385	LX-375
00-98 97-96 95	All Eng.; MFI 7.4L 385 hp GSi	LX-375
00-98 97	All Eng.; MFI 8.2L 415 hp DPX 415	LX-375
00-97	All Eng.; MFI 8.2L 415 hp GSi	LX-375
01 00-99	All Eng.; MFI 8.2L 475 hp DPX 500	LX-375
99	All Eng.; TBI 8.2L 505 hp DPX 525	LX-375
01-99	All Eng.; MFI 8.8L 560 hp DPX 600	LX-375

DISTRIBUTOR ROTOR		
Year	Model	Part No.
01-99 98-97 96-94	All Eng.; 2 Bbl. Carb. 3.0L 135 hp GS	DR-327X
88-87 86 85-81	All Eng.; 3-1 Bbl. Carb. 3.8L 170 hp AQ175	AL-171
93-92 91-90	All Eng.; 2 Bbl. Carb. 4.3L 155 hp 430	AL-171
96-94	All Eng.; 2 Bbl. Carb. 4.3L 160 hp GL	DR-323X
93	All Eng.; 2 Bbl. Carb. 4.3L 164 hp 432	AL-171
93-92 91-89	All Eng.; 4 Bbl. Carb. 4.3L 180 hp 431	AL-171
90-89	All Eng.; 4 Bbl. Carb. 4.3L 180 hp AQ205	AL-171
96 95	All Eng.; TBI 4.3L 180 hp Gi	DR-323X
96 95 94	All Eng.; 4 Bbl. Carb. 4.3L 185 hp GS	DR-323X
07-99 98 97	All Eng.; 2 Bbl. Carb. 4.3L 190 hp GL	DR-323X
00-97	All Eng.; TBI 4.3L 205 hp Gi	DR-323X
99-98	All Eng.; 4 Bbl. Carb. 4.3L 205 hp GS	DR-323X

Continued on Next Page

# Volvo Penta Marine

## DISTRIBUTOR ROTOR

Year	Model	Part No.
	<b>4.3L 205 hp GS (Cont'd)</b>	
97	All Eng.; 4 Bbl. Carb. ....	DR-323X
	<b>4.3L 215 hp GS</b>	
97	All Eng.; 4 Bbl. Carb. ....	DR-323X
	<b>4.3L 220 hp Gi</b>	
01	All Eng.; TBI .....	DR-323X
	<b>4.3L 225 hp GXi</b>	
07-03	All Eng.; MFI .....	DR-323X
02	All Eng.; TBI .....	DR-323X
	All Eng.; MFI .....	DR-323X
	<b>4.3L 225 hp OSi</b>	
07-03	All Eng.; MFI .....	DR-323X
	<b>5.0L 180 hp AQ190</b>	
88-80	All Eng.; 2 Bbl. Carb. ....	AL-183
	<b>5.0L 190 hp 500</b>	
93-89	All Eng.; 2 Bbl. Carb. ....	AL-171
	<b>5.0L 190 hp AQ211</b>	
90-89	All Eng.; 2 Bbl. Carb. ....	AL-171
	<b>5.0L 190 hp FL</b>	
97	All Eng.; 2 Bbl. Carb. ....	AL-171
96	All Eng.; 2 Bbl. Carb. ....	AL-171
95	All Eng.; 2 Bbl. Carb. ....	AL-171
94	All Eng.; 2 Bbl. Carb. ....	AL-171
	<b>5.0L 200 hp AQ200</b>	
88-80	All Eng.; 2 Bbl. Carb. ....	AL-171
	<b>5.0L 205 hp 501</b>	
93-89	All Eng.; 4 Bbl. Carb. ....	AL-171
	<b>5.0L 205 hp AQ231</b>	
90-89	All Eng.; 4 Bbl. Carb. ....	AL-171
	<b>5.0L 205 hp BB231A</b>	
93	All Eng.; 4 Bbl. Carb. ....	AL-171
92-89	All Eng.; 4 Bbl. Carb. ....	AL-171
	<b>5.0L 215 hp Fi</b>	
94	All Eng.; TBI .....	FD-307X
	<b>5.0L 220 hp Fi</b>	
97	All Eng.; TBI .....	FD-307X
96-95	All Eng.; TBI .....	FD-307X
	<b>5.0L 220 hp GL</b>	
07-98	All Eng.; 2 Bbl. Carb. ....	DR-330
	<b>5.0L 225 hp AQ225</b>	
88-80	All Eng.; 4 Bbl. Carb. ....	AL-171
	<b>5.0L 250 hp Gi</b>	
01-98	All Eng.; TBI .....	DR-330
	<b>5.0L 270 hp GXi</b>	
07-03	All Eng.; MFI .....	DR-331X
02	All Eng.; TBI .....	DR-331X
	All Eng.; MFI .....	DR-331X
	<b>5.0L 270 hp OSi</b>	
07-03	All Eng.; MFI .....	DR-331X
	<b>5.7L 215 hp GL</b>	
97	All Eng.; 2 Bbl. Carb. ....	AL-171
	<b>5.7L 225 hp 572</b>	
93-92	All Eng.; 2 Bbl. Carb. ....	AL-171
	<b>5.7L 225 hp GL</b>	
94	All Eng.; 2 Bbl. Carb. ....	AL-171
	<b>5.7L 225 hp GLi</b>	
97	All Eng.; TBI .....	DR-329
	<b>5.7L 230 hp GL</b>	
94	All Eng.; 2 Bbl. Carb. ....	AL-171
	<b>5.7L 240 hp 570</b>	
93-89	All Eng.; 4 Bbl. Carb. ....	AL-171
	<b>5.7L 240 hp BB261A</b>	
91-89	All Eng.; 4 Bbl. Carb. ....	AL-171
	<b>5.7L 245 hp 570</b>	
93-89	All Eng.; 4 Bbl. Carb. ....	AL-171
	<b>5.7L 245 hp AQ271</b>	
90-89	All Eng.; 4 Bbl. Carb. ....	AL-171

Continued on Next Column

## DISTRIBUTOR ROTOR

Year	Model	Part No.
	<b>5.7L 250 hp Gi</b>	
97	All Eng.; TBI .....	DR-329
96-94	All Eng.; TBI .....	DR-329
	<b>5.7L 250 hp GS</b>	
01-98	All Eng.; 2 Bbl. Carb. ....	AL-171
97	All Eng.; 4 Bbl. Carb. ....	AL-171
	<b>5.7L 255 hp Gi</b>	
94	All Eng.; TBI .....	DR-329
	<b>5.7L 260 hp AQ260</b>	
85-80	All Eng.; 4 Bbl. Carb. ....	AL-171
	<b>5.7L 260 hp GL</b>	
05-02	All Eng.; 2 Bbl. Carb. ....	AL-171
	<b>5.7L 270 hp AQ271</b>	
88-86	All Eng.; 4 Bbl. Carb. ....	AL-171
	<b>5.7L 275 hp 571</b>	
91-89	All Eng.; 4 Bbl. Carb. ....	AL-171
	<b>5.7L 275 hp AQ311</b>	
91	All Eng.; 4 Bbl. Carb. ....	AL-171
90-89	All Eng.; 4 Bbl. Carb. ....	AL-171
88	All Eng.; 4 Bbl. Carb. ....	AL-171
	<b>5.7L 280 hp AQ280</b>	
87-80	All Eng.; 4 Bbl. Carb. ....	AL-171
	<b>5.7L 280 hp Gi</b>	
07-03	All Eng.; MFI .....	DR-330
02	All Eng.; MFI .....	DR-330
	All Eng.; TBI .....	DR-329
01	All Eng.; TBI .....	DR-329
	<b>5.7L 280 hp Gil</b>	
07-03	All Eng.; MFI .....	DR-330
	<b>5.7L 280 hp GSi</b>	
00-97	All Eng.; TBI .....	DR-329
	<b>5.7L 280 hp OSi</b>	
07-03	All Eng.; MFI .....	DR-330
	<b>5.7L 290 hp AQ290</b>	
87-86	All Eng.; 4 Bbl. Carb. ....	AL-171
85-81	All Eng.; 4 Bbl. Carb. ....	AL-171
80	All Eng.; 4 Bbl. Carb. ....	AL-171
	<b>5.7L 315 hp GSi</b>	
01	All Eng.; TBI .....	DR-329
	<b>5.7L 320 hp GXi</b>	
07-03	All Eng.; MFI .....	DR-330
02	All Eng.; MFI .....	DR-330
	All Eng.; TBI .....	DR-329
	<b>5.7L 320 hp GXil</b>	
07-03	All Eng.; MFI .....	DR-330
	<b>5.7L 320 hp OSXi</b>	
07-03	All Eng.; MFI .....	DR-331X
	<b>5.8L 230 hp AQ240</b>	
88-80	All Eng.; 4 Bbl. Carb. ....	AL-183
	<b>5.8L 230 hp FL</b>	
94	All Eng.; 4 Bbl. Carb. ....	AL-171
	<b>5.8L 235 hp FL</b>	
97-95	All Eng.; 4 Bbl. Carb. ....	AL-171
	<b>5.8L 245 hp FL</b>	
96-95	All Eng.; 4 Bbl. Carb. ....	AL-171
	<b>5.8L 255 hp Fi</b>	
94	All Eng.; TBI .....	FD-307X
	<b>5.8L 265 hp FSi</b>	
97-96	All Eng.; TBI .....	FD-307X
95	All Eng.; TBI .....	FD-307X
	<b>5.8L 275 hp FSi</b>	
96	All Eng.; TBI .....	FD-307X
95	All Eng.; TBI .....	FD-307X
	<b>7.4L 300 hp 740</b>	
93-89	All Eng.; 4 Bbl. Carb. ....	AL-171
	<b>7.4L 300 hp GL</b>	
97-94	All Eng.; 4 Bbl. Carb. ....	AL-171

Continued on Next Page



DISTRIBUTOR ROTOR		
Year	Model	Part No.
93-90	All Eng.; 4 Bbl. Carb. .... 7.4L 305 hp 740	AL-171
94	All Eng.; 4 Bbl. Carb. .... 7.4L 305 hp GL	AL-171
00-98	All Eng.; MFI ..... 7.4L 310 hp Gi	DR-329
96	All Eng.; 4 Bbl. Carb. .... 7.4L 310 hp GL	AL-171
95	All Eng.; 4 Bbl. Carb. .... 7.4L 310 hp GL	AL-171
97-95	All Eng.; TBI ..... 7.4L 330 hp Gi	DR-329
96-95	All Eng.; TBI ..... 7.4L 340 hp Gi	DR-329
00-98	All Eng.; MFI ..... 7.4L 385 hp DPX 385	DR-329
97	All Eng.; TBI ..... 7.4L 385 hp DPX 385	DR-329
00-98	All Eng.; MFI ..... 7.4L 385 hp GSi	DR-329
97-96	All Eng.; TBI ..... 7.4L 385 hp GSi	DR-329
95	All Eng.; TBI ..... 7.4L 385 hp GSi	DR-329
96-94	All Eng.; 4 Bbl. Carb. .... 8.2L 390 hp GL	AL-171

Continued on Next Column

DISTRIBUTOR ROTOR		
Year	Model	Part No.
96-95	All Eng.; 4 Bbl. Carb. .... 8.2L 400 hp GL	AL-171
00-98	All Eng.; MFI ..... 8.2L 415 hp DPX 415	DR-329
97	All Eng.; TBI ..... 8.2L 415 hp DPX 415	DR-329
00-97	All Eng.; MFI ..... 8.2L 415 hp GSi	DR-329
01	All Eng.; MFI ..... 8.2L 475 hp DPX 500	DR-329
00-99	All Eng.; TBI ..... 8.2L 475 hp DPX 500	DR-329
99	All Eng.; TBI ..... 8.2L 505 hp DPX 525	DR-329
01-99	All Eng.; MFI ..... 8.8L 560 hp DPX 600	DR-329

EXHAUST GAS TEMPERATURE SENSOR		
Year	Model	Part No.
07-98	All Eng.; 2 Bbl. Carb. .... 5.0L 220 hp GL	TS-124
01-98	All Eng.; TBI ..... 5.0L 250 hp Gi	TS-124
07-03	All Eng.; MFI ..... 5.0L 270 hp GXi	TS-124
02	All Eng.; TBI ..... 5.0L 270 hp GXi	TS-124
	All Eng.; MFI ..... 5.0L 270 hp GXi	TS-124
97	All Eng.; TBI ..... 5.7L 225 hp GLi	TS-124 <sup>2U</sup>
97-94	All Eng.; TBI ..... 5.7L 250 hp Gi	TS-124 <sup>2U</sup>
94	All Eng.; TBI ..... 5.7L 255 hp Gi	TS-124 <sup>2U</sup>
07-03	All Eng.; MFI ..... 5.7L 280 hp Gi	TS-124
02	All Eng.; MFI ..... 5.7L 280 hp Gi	TS-124
	All Eng.; TBI ..... 5.7L 280 hp Gi	TS-124 <sup>2U</sup>
01	All Eng.; TBI ..... 5.7L 280 hp Gi	TS-124 <sup>2U</sup>
07-03	All Eng.; MFI ..... 5.7L 280 hp Gil	TS-124
00-97	All Eng.; TBI ..... 5.7L 280 hp GSi	TS-124 <sup>2U</sup>
07-03	All Eng.; MFI ..... 5.7L 280 hp OSi	TS-124
01	All Eng.; TBI ..... 5.7L 315 hp GSi	TS-124 <sup>2U</sup>
07-03	All Eng.; MFI ..... 5.7L 320 hp GXi	TS-124
02	All Eng.; MFI ..... 5.7L 320 hp GXi	TS-124
	All Eng.; TBI ..... 5.7L 320 hp GXi	TS-124 <sup>2U</sup>

Continued on Next Column

EXHAUST GAS TEMPERATURE SENSOR		
Year	Model	Part No.
07-03	All Eng.; MFI ..... 5.7L 320 hp GXil	TS-124
07-03	All Eng.; MFI ..... 5.7L 320 hp OSXi	TS-124 <sup>2U</sup>
02-01	All Eng.; MFI ..... 8.1L 375 hp DPX 375	TS-124 <sup>2U</sup>
07-05	All Eng.; MFI ..... 8.1L 375 hp Gi	TS-124 <sup>2U</sup>
04-01	All Eng.; MFI ..... 8.1L 375 hp Gi	TS-124 <sup>2U</sup>
07-03	All Eng.; MFI ..... 8.1L 375 hp Gil	TS-124 <sup>2U</sup>
02-01	All Eng.; MFI ..... 8.1L 420 hp DPX 420	TS-124 <sup>2U</sup>
07-01	All Eng.; MFI ..... 8.1L 420 hp GXi	TS-124 <sup>2U</sup>
07-03	All Eng.; MFI ..... 8.1L 420 hp GXil	TS-124 <sup>2U</sup>
07-06	All Eng.; MFI ..... 8.1L 375 hp Osi	TS-124 <sup>2U</sup>

FUEL INJECTOR		
Year	Model	Part No.
96-95	All Eng.; TBI ..... 4.3L 180 hp Gi	TJ11
00-97	All Eng.; TBI ..... 4.3L 205 hp Gi	TJ11

Continued on Next Column

FUEL INJECTOR		
Year	Model	Part No.
01	All Eng.; TBI ..... 4.3L 220 hp Gi	TJ11
07-03	All Eng.; MFI ..... 4.3L 225 hp GXi	TJ11

Continued on Next Page

<sup>2U</sup> 2 Used

# Volvo Penta Marine

## FUEL INJECTOR

Year	Model	Part No.
02	4.3L 225 hp GXi (Cont'd) All Eng.; TBI .....	TJ11
	All Eng.; MFI .....	TJ11
07-03	4.3L 225 hp OSi All Eng.; MFI .....	TJ11
	5.7L 225 hp GLi All Eng.; TBI .....	TJ11 <sup>2U</sup>
97	5.7L 250 hp Gi All Eng.; TBI .....	TJ11 <sup>2U</sup>
	All Eng.; TBI .....	TJ11 <sup>2U</sup>
94	5.7L 255 hp Gi All Eng.; TBI .....	TJ11 <sup>2U</sup>
	5.7L 280 hp Gi All Eng.; TBI .....	TJ11 <sup>2U</sup>

Continued on Next Column

## IDLE SPEED CONTROL MOTOR

Year	Model	Part No.
96-95	4.3L 180 hp Gi All Eng.; TBI .....	AC6
	4.3L 205 hp Gi All Eng.; TBI .....	AC6
01	4.3L 220 hp Gi All Eng.; TBI .....	AC6
	4.3L 225 hp GXi All Eng.; MFI .....	AC6
07-03 02	All Eng.; TBI .....	AC6
	All Eng.; MFI .....	AC6
	All Eng.; MFI .....	AC6
07-03	4.3L 225 hp OSi All Eng.; MFI .....	AC6
	5.0L 250 hp Gi All Eng.; TBI .....	AC6
01-98	5.0L 270 hp GXi All Eng.; MFI .....	AC147
	All Eng.; TBI .....	AC147
	All Eng.; MFI .....	AC147
07-03	5.0L 270 hp OSi All Eng.; MFI .....	AC147
	5.7L 225 hp GLi All Eng.; TBI .....	AC6
97	5.7L 250 hp Gi All Eng.; TBI .....	AC6
	All Eng.; TBI .....	AC6
94	5.7L 255 hp Gi All Eng.; TBI .....	AC6
	5.7L 280 hp Gi All Eng.; MFI .....	AC6
07-03 02	All Eng.; MFI .....	AC6
	All Eng.; TBI .....	AC6
	All Eng.; TBI .....	AC6
01	5.7L 280 hp Gi All Eng.; TBI .....	AC6
	5.7L 280 hp Gil All Eng.; MFI .....	AC6
00-97	5.7L 280 hp GSi All Eng.; TBI .....	AC6
	5.7L 280 hp OSi All Eng.; MFI .....	AC6
07-03	5.7L 315 hp GSi All Eng.; TBI .....	AC6
	5.7L 320 hp GXi All Eng.; MFI .....	AC6
02	All Eng.; MFI .....	AC6

Continued on Next Column

## FUEL INJECTOR

Year	Model	Part No.
01	5.7L 280 hp Gi (Cont'd) All Eng.; TBI .....	TJ11 <sup>2U</sup>
	5.7L 280 hp GSi All Eng.; TBI .....	TJ11 <sup>2U</sup>
01	5.7L 315 hp GSi All Eng.; TBI .....	TJ11 <sup>2U</sup>
	5.7L 320 hp GXi All Eng.; TBI .....	TJ11 <sup>2U</sup>

## IDLE SPEED CONTROL MOTOR

Year	Model	Part No.
02	5.7L 320 hp GXi (Cont'd) All Eng.; TBI .....	AC6
	5.7L 320 hp GXil All Eng.; MFI .....	AC6
07-03	7.4L 310 hp Gi All Eng.; MFI .....	AC6
	7.4L 330 hp Gi All Eng.; TBI .....	AC6
97-95	7.4L 340 hp Gi All Eng.; TBI .....	AC6
	7.4L 385 hp DPX 385 All Eng.; MFI .....	AC6
00-98 97	All Eng.; TBI .....	AC6
	7.4L 385 hp GSi All Eng.; MFI .....	AC6
00-98 97-96 95	All Eng.; TBI .....	AC6
	All Eng.; TBI .....	AC6
	All Eng.; TBI .....	AC6
00-98 97	8.2L 415 hp DPX 415 All Eng.; MFI .....	AC147
	All Eng.; TBI .....	AC147
00-97	8.2L 415 hp GSi All Eng.; MFI .....	AC147
	8.2L 475 hp DPX 500 All Eng.; MFI .....	AC147
01 00-99	All Eng.; TBI .....	AC147
	All Eng.; TBI .....	AC147
99	8.2L 505 hp DPX 525 All Eng.; TBI .....	AC147
	8.8L 560 hp DPX 600 All Eng.; MFI .....	AC6

IGNITION COIL		
Year	Model	Part No.
	<b>2.5L 150 hp 251</b>	
92	All Eng.; 2-1 Bbl. Carb. ....	UF-50
91	All Eng.; 2-1 Bbl. Carb. ....	UF-50
90	All Eng.; 2-1 Bbl. Carb. ....	UF-50
	<b>2.5L 150 hp AQ171</b>	
90-88	All Eng.; 2-1 Bbl. Carb. ....	UF-50
	<b>3.0L 120 hp GL</b>	
98-94	All Eng.; 2 Bbl. Carb. ....	DR-38M
	<b>3.0L 135 hp GL</b>	
07-02	All Eng.; 2 Bbl. Carb. ....	DR-38M
	<b>3.0L 135 hp GS</b>	
01-99	All Eng.; 2 Bbl. Carb. ....	DR-38M
98-97	All Eng.; 2 Bbl. Carb. ....	DR-38M
96-94	All Eng.; 2 Bbl. Carb. ....	DR-38M
	<b>3.8L 170 hp AQ175</b>	
88-87	All Eng.; 3-1 Bbl. Carb. ....	UC-12X
86	All Eng.; 3-1 Bbl. Carb. ....	UC-12X
85-81	All Eng.; 3-1 Bbl. Carb. ....	UC-12X
	<b>4.3L 160 hp GL</b>	
96-94	All Eng.; 2 Bbl. Carb. - Coil Only .....	DR-38M
	<b>4.3L 180 hp Gi</b>	
96	All Eng.; TBI - Coil Only .....	DR-38M
95	All Eng.; TBI - Coil Only .....	DR-38M
	<b>4.3L 185 hp GS</b>	
96	All Eng.; 4 Bbl. Carb. - Coil Only .....	DR-38M
95	All Eng.; 4 Bbl. Carb. - Coil Only .....	DR-38M
94	All Eng.; 4 Bbl. Carb. - Coil Only .....	DR-38M
	<b>4.3L 190 hp GL</b>	
07-99	All Eng.; 2 Bbl. Carb. - Coil Only .....	DR-38M
98	All Eng.; 2 Bbl. Carb. - Coil Only .....	DR-38M
97	All Eng.; 2 Bbl. Carb. - Coil Only .....	DR-38M
	<b>4.3L 205 hp Gi</b>	
00-97	All Eng.; TBI - Coil Only .....	DR-38M
	<b>4.3L 205 hp GS</b>	
99-98	All Eng.; 4 Bbl. Carb. - Coil Only .....	DR-38M
97	All Eng.; 4 Bbl. Carb. - Coil Only .....	DR-38M
	<b>4.3L 215 hp GS</b>	
97	All Eng.; 4 Bbl. Carb. - Coil Only .....	DR-38M
	<b>4.3L 220 hp Gi</b>	
01	All Eng.; TBI - Coil Only .....	DR-38M
	<b>4.3L 225 hp GXi</b>	
07-03	All Eng.; MFI - Coil Only .....	DR-38M
02	All Eng.; TBI - Coil Only .....	DR-38M
	All Eng.; MFI - Coil Only .....	DR-38M
	<b>4.3L 225 hp OSi</b>	
07-03	All Eng.; MFI - Coil Only .....	DR-38M
	<b>5.0L 220 hp Fi</b>	
96	All Eng.; TBI .....	FD-478X
	<b>5.0L 220 hp GL</b>	
07-98	All Eng.; 2 Bbl. Carb. ....	DR-38M
	<b>5.0L 250 hp Gi</b>	
01-98	All Eng.; TBI .....	DR-38M
	<b>5.7L 225 hp GLi</b>	
97	All Eng.; TBI .....	DR-38M
	<b>5.7L 250 hp Gi</b>	
97	All Eng.; TBI .....	DR-38M
96-94	All Eng.; TBI .....	DR-38M
	<b>5.7L 255 hp Gi</b>	
94	All Eng.; TBI .....	DR-38M
	<b>5.7L 280 hp Gi</b>	
07-06	All Eng.; MFI .....	DR-38M
05-03	All Eng.; MFI .....	DR-38M
02	All Eng.; MFI .....	DR-38M
	All Eng.; TBI .....	DR-38M
01	All Eng.; TBI .....	DR-38M
	<b>5.7L 280 hp Gil</b>	
07-05	All Eng.; MFI .....	DR-38M

Continued on Next Column

IGNITION COIL		
Year	Model	Part No.
	<b>5.7L 280 hp Gil (Cont'd)</b>	
04-03	All Eng.; MFI .....	DR-38M
	<b>5.7L 280 hp GSi</b>	
00-97	All Eng.; TBI .....	DR-38M
	<b>5.7L 280 hp OSi</b>	
07-03	All Eng.; MFI .....	DR-38M
	<b>5.7L 315 hp GSi</b>	
01	All Eng.; TBI .....	DR-38M
	<b>5.7L 320 hp GXi</b>	
07-03	All Eng.; MFI .....	DR-38M
02	All Eng.; MFI .....	DR-38M
	All Eng.; TBI .....	DR-38M
	<b>5.7L 320 hp GXil</b>	
07-03	All Eng.; MFI .....	DR-38M
	<b>7.4L 310 hp Gi</b>	
00-98	All Eng.; MFI .....	DR-38M
	<b>7.4L 330 hp Gi</b>	
97-95	All Eng.; TBI .....	DR-38M
	<b>7.4L 340 hp Gi</b>	
96-95	All Eng.; TBI .....	DR-38M
	<b>7.4L 385 hp DPX 385</b>	
00-98	All Eng.; MFI .....	DR-38M
97	All Eng.; TBI .....	DR-38M
	<b>7.4L 385 hp GSi</b>	
00-98	All Eng.; MFI .....	DR-38M
97-96	All Eng.; TBI .....	DR-38M
95	All Eng.; TBI .....	DR-38M
	<b>8.1L 375 hp DPX 375</b>	
02-01	All Eng.; MFI - Coil output lead facing DOWN when mounted .....	UF-192 <sup>8U</sup>
	All Eng.; MFI - Coil output lead facing UP when mounted .....	UF-271 <sup>8U</sup>
	<b>8.1L 375 hp Gi</b>	
07-05	All Eng.; MFI - Coil output lead facing DOWN when mounted .....	UF-192 <sup>8U</sup>
	All Eng.; MFI - Coil output lead facing UP when mounted .....	UF-271 <sup>8U</sup>
04-01	All Eng.; MFI - Coil output lead facing DOWN when mounted .....	UF-192 <sup>8U</sup>
	All Eng.; MFI - Coil output lead facing UP when mounted .....	UF-271 <sup>8U</sup>
	<b>8.1L 375 hp Gil</b>	
07-03	All Eng.; MFI - Coil output lead facing DOWN when mounted .....	UF-192 <sup>8U</sup>
	All Eng.; MFI - Coil output lead facing UP when mounted .....	UF-271 <sup>8U</sup>
	<b>8.1L 420 hp DPX 420</b>	
02-01	All Eng.; MFI - Coil output lead facing DOWN when mounted .....	UF-192 <sup>8U</sup>
	All Eng.; MFI - Coil output lead facing UP when mounted .....	UF-271 <sup>8U</sup>
	<b>8.1L 420 hp GXi</b>	
07-01	All Eng.; MFI - Coil output lead facing DOWN when mounted .....	UF-192 <sup>8U</sup>
	All Eng.; MFI - Coil output lead facing UP when mounted .....	UF-271 <sup>8U</sup>
	<b>8.1L 420 hp GXil</b>	
07-03	All Eng.; MFI - Coil output lead facing DOWN when mounted .....	UF-192 <sup>8U</sup>
	All Eng.; MFI - Coil output lead facing UP when mounted .....	UF-271 <sup>8U</sup>
	<b>8.2L 415 hp DPX 415</b>	
00-98	All Eng.; MFI .....	DR-38M
97	All Eng.; TBI .....	DR-38M
	<b>8.2L 415 hp GSi</b>	
00-97	All Eng.; MFI .....	DR-38M

Continued on Next Page

<sup>8U</sup> 8 Used

# Volvo Penta Marine

## IGNITION COIL

Year	Model	Part No.
01 00-99	<b>8.2L 475 hp DPX 500</b>	
	All Eng.; MFI .....	DR-38M
99	<b>8.2L 505 hp DPX 525</b>	
	All Eng.; TBI .....	DR-38M
01-99	<b>8.8L 560 hp DPX 600</b>	
	All Eng.; MFI .....	DR-38M

Continued on Next Column

## IGNITION COIL

Year	Model	Part No.
07-06	<b>8.1L 375 hp Osi</b>	
	All Eng.; MFI - Coil output lead facing DOWN when mounted .....	UF-192 <sup>BU</sup>
	All Eng.; MFI - Coil output lead facing UP when mounted .....	UF-271 <sup>BU</sup>

## IGNITION CONTROL MODULE

Year	Model	Part No.
98-94	<b>3.0L 120 hp GL</b>	
	All Eng.; 2 Bbl. Carb. ....	LX-384
07-02	<b>3.0L 135 hp GL</b>	
	All Eng.; 2 Bbl. Carb. ....	LX-384
01-99 98-97 96-94	<b>3.0L 135 hp GS</b>	
	All Eng.; 2 Bbl. Carb. ....	LX-384
	All Eng.; 2 Bbl. Carb. ....	LX-384
	All Eng.; 2 Bbl. Carb. ....	LX-384
96-94	<b>4.3L 160 hp GL</b>	
	All Eng.; 2 Bbl. Carb. ....	LX-384
96	<b>4.3L 180 hp Gi</b>	
	All Eng.; TBI .....	LX-384
95	<b>4.3L 185 hp GS</b>	
	All Eng.; TBI .....	LX-384
96-94	<b>4.3L 185 hp GS</b>	
	All Eng.; 4 Bbl. Carb. ....	LX-384
07-99 98-97	<b>4.3L 190 hp GL</b>	
	All Eng.; 2 Bbl. Carb. ....	LX-384
00-97	<b>4.3L 205 hp Gi</b>	
	All Eng.; TBI .....	LX-384
99-98 97	<b>4.3L 205 hp GS</b>	
	All Eng.; 4 Bbl. Carb. ....	LX-384
97	<b>4.3L 215 hp GS</b>	
	All Eng.; 4 Bbl. Carb. ....	LX-384
01	<b>4.3L 220 hp Gi</b>	
	All Eng.; TBI .....	LX-384
07-03 02	<b>4.3L 225 hp GXi</b>	
	All Eng.; MFI .....	LX-384
	All Eng.; MFI .....	LX-384
07-03	<b>4.3L 225 hp OSi</b>	
	All Eng.; MFI .....	LX-384
07-98	<b>5.0L 220 hp GL</b>	
	All Eng.; 2 Bbl. Carb. ....	LX-384
01-98	<b>5.0L 250 hp Gi</b>	
	All Eng.; TBI .....	LX-384
07-03 02	<b>5.0L 270 hp GXi</b>	
	All Eng.; MFI .....	LX-381
	All Eng.; TBI .....	LX-381
07-03	<b>5.0L 270 hp OSi</b>	
	All Eng.; MFI .....	LX-381
97	<b>5.7L 225 hp GLi</b>	
	All Eng.; TBI .....	LX-384
97 96-94	<b>5.7L 250 hp Gi</b>	
	All Eng.; TBI .....	LX-384
94	<b>5.7L 255 hp Gi</b>	
	All Eng.; TBI .....	LX-384
07-03 02	<b>5.7L 280 hp Gi</b>	
	All Eng.; MFI .....	LX-384
	All Eng.; TBI .....	LX-384

Continued on Next Column

## IGNITION CONTROL MODULE

Year	Model	Part No.
01	<b>5.7L 280 hp Gi (Cont'd)</b>	
	All Eng.; TBI .....	LX-384
07-03	<b>5.7L 280 hp Gil</b>	
	All Eng.; MFI .....	LX-384
00-97	<b>5.7L 280 hp GSi</b>	
	All Eng.; TBI .....	LX-384
07-03	<b>5.7L 280 hp OSi</b>	
	All Eng.; MFI .....	LX-384
01	<b>5.7L 315 hp GSi</b>	
	All Eng.; TBI .....	LX-384
07-03 02	<b>5.7L 320 hp GXi</b>	
	All Eng.; MFI .....	LX-384
	All Eng.; MFI .....	LX-384
07-03	<b>5.7L 320 hp GXil</b>	
	All Eng.; MFI .....	LX-384
07-03	<b>5.7L 320 hp OSXi</b>	
	All Eng.; MFI .....	LX-381
00-98	<b>7.4L 310 hp Gi</b>	
	All Eng.; MFI .....	LX-384
97-95	<b>7.4L 330 hp Gi</b>	
	All Eng.; TBI .....	LX-384
96-95	<b>7.4L 340 hp Gi</b>	
	All Eng.; TBI .....	LX-384
00-98 97	<b>7.4L 385 hp DPX 385</b>	
	All Eng.; MFI .....	LX-384
00-98 97	<b>7.4L 385 hp GSi</b>	
	All Eng.; TBI .....	LX-384
00-98 97-96 95	<b>8.2L 415 hp DPX 415</b>	
	All Eng.; MFI .....	LX-384
	All Eng.; TBI .....	LX-384
00-97	<b>8.2L 415 hp GSi</b>	
	All Eng.; MFI .....	LX-384
01 00-99	<b>8.2L 475 hp DPX 500</b>	
	All Eng.; MFI .....	LX-384
99	<b>8.2L 505 hp DPX 525</b>	
	All Eng.; TBI .....	LX-384
01-99	<b>8.8L 560 hp DPX 600</b>	
	All Eng.; MFI .....	LX-384

## KNOCK (DETONATION) SENSOR

Year	Model	Part No.
96	All Eng.; TBI	KS7
95	All Eng.; TBI	KS7
	<b>4.3L 180 hp Gi</b>	
00-97	All Eng.; TBI	KS7
	<b>4.3L 205 hp Gi</b>	
01	All Eng.; TBI	KS7
	<b>4.3L 220 hp Gi</b>	
07-03	All Eng.; MFI	KS7
02	All Eng.; TBI	KS7
	All Eng.; MFI	KS7
	<b>4.3L 225 hp GXi</b>	
07-03	All Eng.; MFI	KS7
	<b>5.0L 250 hp Gi</b>	
01-98	All Eng.; TBI	KS7
	<b>5.0L 270 hp GXi</b>	
07-03	All Eng.; MFI	KS3
02	All Eng.; TBI	KS3
	All Eng.; MFI	KS3
	<b>5.0L 270 hp OSi</b>	
07-03	All Eng.; MFI	KS3
	<b>5.7L 225 hp GLi</b>	
97	All Eng.; TBI	KS7
	<b>5.7L 250 hp Gi</b>	
97	All Eng.; TBI	KS7
96-94	All Eng.; TBI	KS7
	<b>5.7L 255 hp Gi</b>	
94	All Eng.; TBI	KS7
	<b>5.7L 280 hp Gi</b>	
07-03	All Eng.; MFI	KS7
02	All Eng.; TBI	KS7
	All Eng.; MFI	KS7
01	All Eng.; TBI	KS7
	<b>5.7L 280 hp Gil</b>	
07-03	All Eng.; MFI	KS7
	<b>5.7L 280 hp GSi</b>	
00-97	All Eng.; TBI	KS7
	<b>5.7L 280 hp OSi</b>	
07-03	All Eng.; MFI	KS7
	<b>5.7L 315 hp GSi</b>	
01	All Eng.; TBI	KS7
	<b>5.7L 320 hp GXi</b>	
07-03	All Eng.; MFI	KS7
02	All Eng.; TBI	KS7
	All Eng.; MFI	KS7
	<b>5.7L 320 hp GXil</b>	
07-05	All Eng.; MFI	KS7
04	All Eng.; MFI	KS7
03	All Eng.; MFI	KS7
	<b>5.7L 320 hp OSXi</b>	
07-03	All Eng.; MFI	KS3
	<b>7.4L 300 hp 740</b>	
93-89	All Eng.; 4 Bbl. Carb.	KS8
	<b>7.4L 300 hp GL</b>	
97-94	All Eng.; 4 Bbl. Carb.	KS8

Continued on Next Column

## MAP SENSOR

Year	Model	Part No.
96-95	All Eng.; TBI	AS165
	<b>4.3L 180 hp Gi</b>	
00-97	All Eng.; TBI	AS165
	<b>4.3L 205 hp Gi</b>	
01	All Eng.; TBI	AS165
	<b>4.3L 220 hp Gi</b>	

Continued on Next Column

## KNOCK (DETONATION) SENSOR

Year	Model	Part No.
93-90	All Eng.; 4 Bbl. Carb.	KS8
	<b>7.4L 305 hp 740</b>	
	<b>7.4L 305 hp GL</b>	
94	All Eng.; 4 Bbl. Carb.	KS8
	<b>7.4L 310 hp GL</b>	
96	All Eng.; 4 Bbl. Carb.	KS8
95	All Eng.; 4 Bbl. Carb.	KS8
	<b>7.4L 385 hp DPX 385</b>	
00-98	All Eng.; MFI	KS50
97	All Eng.; TBI	KS50
	<b>8.1L 375 hp DPX 375</b>	
02-01	All Eng.; MFI	KS112 <sup>2U</sup>
	<b>8.1L 375 hp Gi</b>	
07-05	All Eng.; MFI	KS112 <sup>2U</sup>
04-01	All Eng.; MFI	KS112 <sup>2U</sup>
	<b>8.1L 375 hp Gil</b>	
07-03	All Eng.; MFI	KS112 <sup>2U</sup>
	<b>8.1L 420 hp DPX 420</b>	
02-01	All Eng.; MFI	KS112 <sup>2U</sup>
	<b>8.1L 420 hp GXi</b>	
07-01	All Eng.; MFI	KS112 <sup>2U</sup>
	<b>8.1L 420 hp GXil</b>	
07-03	All Eng.; MFI	KS112 <sup>2U</sup>
	<b>8.2L 415 hp DPX 415</b>	
00-98	All Eng.; MFI	KS8
97	All Eng.; TBI	KS8
	<b>8.2L 415 hp GSi</b>	
00-97	All Eng.; MFI	KS8
	<b>8.2L 475 hp DPX 500</b>	
01	All Eng.; MFI	KS8
00-99	All Eng.; TBI	KS8
	<b>8.2L 505 hp DPX 525</b>	
99	All Eng.; TBI	KS8
	<b>8.8L 560 hp DPX 600</b>	
01-99	All Eng.; MFI	KS50
	<b>8.1L 375 hp Osi</b>	
07-06	All Eng.; MFI	KS112 <sup>2U</sup>

Continued on Next Page

## MAP SENSOR

Year	Model	Part No.
07-03	All Eng.; MFI	AS165
02	All Eng.; TBI	AS165
	All Eng.; MFI	AS165
	<b>4.3L 225 hp GXi</b>	
07-03	All Eng.; MFI	AS165
	<b>4.3L 225 hp OSi</b>	

# Volvo Penta Marine

## MAP SENSOR

Year	Model	Part No.
01-98	All Eng.; TBI 5.0L 250 hp Gi	AS165
97	All Eng.; TBI 5.7L 225 hp GLi	AS165
97	All Eng.; TBI 5.7L 250 hp Gi	AS165
96-94	All Eng.; TBI 5.7L 255 hp Gi	AS165
94	All Eng.; TBI 5.7L 280 hp Gi	AS165
07-03	All Eng.; MFI 5.7L 280 hp GSi	AS165
02	All Eng.; MFI 5.7L 280 hp OSi	AS165
01	All Eng.; TBI 5.7L 280 hp Gil	AS165
07-03	All Eng.; MFI 5.7L 280 hp GSi	AS165
00-97	All Eng.; TBI 5.7L 280 hp OSi	AS165
07-03	All Eng.; MFI 5.7L 315 hp GSi	AS165
01	All Eng.; TBI 5.7L 320 hp GXi	AS165
07-03	All Eng.; MFI 5.7L 320 hp GXil	AS165
02	All Eng.; MFI 7.4L 310 hp Gi	AS165
07-03	All Eng.; MFI 7.4L 310 hp Gi	AS165
00-98	All Eng.; MFI 7.4L 330 hp Gi	AS165
97-95	All Eng.; TBI 7.4L 340 hp Gi	AS165
96-95	All Eng.; TBI 7.4L 385 hp DPX 385	AS165
00-98	All Eng.; MFI 7.4L 385 hp GSi	AS165
97	All Eng.; TBI 7.4L 385 hp GSi	AS165
00-98	All Eng.; MFI 7.4L 385 hp GSi	AS165

Continued on Next Column

## MAP SENSOR

Year	Model	Part No.
97-96	All Eng.; TBI 7.4L 385 hp GSi (Cont'd)	AS165
95	All Eng.; TBI 7.4L 385 hp GSi (Cont'd)	AS165
02-01	All Eng.; MFI 8.1L 375 hp DPX 375	AS59
07-05	All Eng.; MFI 8.1L 375 hp Gi	AS59
04-01	All Eng.; MFI 8.1L 375 hp Gil	AS59
07-03	All Eng.; MFI 8.1L 420 hp DPX 420	AS59
02-01	All Eng.; MFI 8.1L 420 hp GXi	AS59
07-01	All Eng.; MFI 8.1L 420 hp GXil	AS59
07-03	All Eng.; MFI 8.2L 415 hp DPX 415	AS59
00-98	All Eng.; MFI 8.2L 415 hp GSi	AS165
97	All Eng.; TBI 8.2L 415 hp GSi	AS165
00-97	All Eng.; MFI 8.2L 475 hp DPX 500	AS165
01	All Eng.; MFI 8.2L 505 hp DPX 525	AS165
00-99	All Eng.; TBI 8.2L 505 hp DPX 525	AS165
99	All Eng.; TBI 8.8L 560 hp DPX 600	AS165
01-99	All Eng.; MFI 8.1L 375 hp Osi	AS165
07-06	All Eng.; MFI 8.1L 375 hp Osi	AS59

## OIL PRESSURE GAUGE SWITCH

Year	Model	Part No.
92-89	All Eng.; 1 Bbl. Carb. 2.3L 110 hp 230	PS-219
89	All Eng.; 1 Bbl. Carb. 2.3L 110 hp AQ131	PS-219
88-80	All Eng.; 2-1 Bbl. Carb. 2.3L 138 hp AQ145A	PS-219
88-80	All Eng.; 2-1 Bbl. Carb. 2.3L 139 hp AQ145B	PS-219
92-91	All Eng.; 2-1 Bbl. Carb. 2.5L 135 hp 250	PS-219
90	All Eng.; 2-1 Bbl. Carb. 2.5L 135 hp AQ151	PS-219
90	All Eng.; 2-1 Bbl. Carb. 2.5L 150 hp 251	PS-219
92	All Eng.; 2-1 Bbl. Carb. 2.5L 150 hp AQ171	PS-219
91	All Eng.; 2-1 Bbl. Carb. 2.5L 150 hp AQ171	PS-219
90	All Eng.; 2-1 Bbl. Carb. 2.5L 150 hp AQ171	PS-219
90-88	All Eng.; 2-1 Bbl. Carb. 3.8L 170 hp AQ175	PS-219
88-87	All Eng.; 3-1 Bbl. Carb. 3.8L 170 hp AQ175	PS-219
86	All Eng.; 3-1 Bbl. Carb. 3.8L 170 hp AQ175	PS-219
85-81	All Eng.; 3-1 Bbl. Carb. 3.8L 170 hp AQ175	PS-219

Continued on Next Column

## OIL PRESSURE GAUGE SWITCH

Year	Model	Part No.
93-92	All Eng.; 2 Bbl. Carb. - Exc. For Flying Bridge 4.3L 155 hp 430	PS-219
91-90	All Eng.; 2 Bbl. Carb. - For Flying Bridge 4.3L 155 hp 430	PS-377
91-90	All Eng.; 2 Bbl. Carb. - Exc. For Flying Bridge 4.3L 155 hp 430	PS-219
91-90	All Eng.; 2 Bbl. Carb. - For Flying Bridge 4.3L 155 hp 430	PS-377
96-94	All Eng.; 2 Bbl. Carb. - For Flying Bridge 4.3L 160 hp GL	PS-377
93	All Eng.; 2 Bbl. Carb. - Exc. For Flying Bridge 4.3L 164 hp 432	PS-219
93	All Eng.; 2 Bbl. Carb. - For Flying Bridge 4.3L 164 hp 432	PS-377
93-92	All Eng.; 4 Bbl. Carb. - Exc. For Flying Bridge 4.3L 180 hp 431	PS-219
91-89	All Eng.; 4 Bbl. Carb. - For Flying Bridge 4.3L 180 hp 431	PS-377
91-89	All Eng.; 4 Bbl. Carb. - Exc. For Flying Bridge 4.3L 180 hp 431	PS-219
91-89	All Eng.; 4 Bbl. Carb. - For Flying Bridge 4.3L 180 hp 431	PS-377
90-89	All Eng.; 4 Bbl. Carb. - Exc. For Flying Bridge 4.3L 180 hp AQ205	PS-219
90-89	All Eng.; 4 Bbl. Carb. - For Flying Bridge 4.3L 180 hp AQ205	PS-377
96	All Eng.; TBI - For Flying Bridge 4.3L 180 hp Gi	PS-377
95	All Eng.; TBI - For Flying Bridge 4.3L 180 hp Gi	PS-377
96	All Eng.; 4 Bbl. Carb. - For Flying Bridge 4.3L 185 hp GS	PS-377

Continued on Next Page

<b>OIL PRESSURE GAUGE SWITCH</b>		
Year	Model	Part No.
<b>4.3L 185 hp GS (Cont'd)</b>		
95	All Eng.; 4 Bbl. Carb. - For Flying Bridge .....	PS-377
94	All Eng.; 4 Bbl. Carb. - For Flying Bridge .....	PS-377
<b>4.3L 187 hp 434</b>		
93	All Eng.; 4 Bbl. Carb. - Exc. For Flying Bridge .....	PS-219
	All Eng.; 4 Bbl. Carb. - For Flying Bridge .....	PS-377
<b>4.3L 190 hp GL</b>		
07-99	All Eng.; 2 Bbl. Carb. - For Flying Bridge .....	PS-377
98	All Eng.; 2 Bbl. Carb. - For Flying Bridge .....	PS-377
97	All Eng.; 2 Bbl. Carb. - For Flying Bridge .....	PS-377
<b>4.3L 205 hp Gi</b>		
00-97	All Eng.; TBI - For Flying Bridge .....	PS-377
<b>4.3L 205 hp GS</b>		
99-98	All Eng.; 4 Bbl. Carb. - For Flying Bridge .....	PS-377
97	All Eng.; 4 Bbl. Carb. - For Flying Bridge .....	PS-377
<b>4.3L 215 hp GS</b>		
97	All Eng.; 4 Bbl. Carb. - For Flying Bridge .....	PS-377
<b>4.3L 220 hp Gi</b>		
01	All Eng.; TBI - For Flying Bridge .....	PS-377
<b>4.3L 225 hp GXi</b>		
07-03	All Eng.; MFI - For Flying Bridge .....	PS-377
02	All Eng.; TBI - For Flying Bridge .....	PS-377
	All Eng.; MFI - For Flying Bridge .....	PS-377
<b>4.3L 225 hp OSi</b>		
07-03	All Eng.; MFI - For Flying Bridge .....	PS-377
<b>5.0L 180 hp AQ190</b>		
88-80	All Eng.; 2 Bbl. Carb. ....	PS-219
<b>5.0L 190 hp AQ211</b>		
90-89	All Eng.; 2 Bbl. Carb. ....	PS-219
<b>5.0L 200 hp AQ200</b>		
88-80	All Eng.; 2 Bbl. Carb. ....	PS-219
<b>5.0L 205 hp AQ231</b>		
90-89	All Eng.; 4 Bbl. Carb. ....	PS-219
<b>5.0L 205 hp BB231A</b>		
93	All Eng.; 4 Bbl. Carb. ....	PS-219
92-89	All Eng.; 4 Bbl. Carb. ....	PS-219
<b>5.0L 220 hp GL</b>		
07-98	All Eng.; 2 Bbl. Carb. - Dual Station .....	PS-377
	All Eng.; 2 Bbl. Carb. - Exc. Dual Station .....	PS-219
<b>5.0L 225 hp AQ225</b>		
88-80	All Eng.; 4 Bbl. Carb. ....	PS-219
<b>5.0L 250 hp Gi</b>		
01-98	All Eng.; TBI - Dual Station .....	PS-377
	All Eng.; TBI - Exc. Dual Station .....	PS-219
<b>5.0L 270 hp GXi</b>		
07-03	All Eng.; MFI - Dual Station .....	PS-377
	All Eng.; MFI - Exc. Dual Station .....	PS-219
02	All Eng. - Dual Station .....	PS-377
	All Eng. - Exc. Dual Station .....	PS-219
<b>5.0L 270 hp OSi</b>		
07-03	All Eng.; MFI - Dual Station .....	PS-377
	All Eng.; MFI - Exc. Dual Station .....	PS-219
<b>5.7L 215 hp GL</b>		
97	All Eng.; 2 Bbl. Carb. ....	PS-377
<b>5.7L 225 hp 572</b>		
93-92	All Eng.; 2 Bbl. Carb. ....	PS-377
<b>5.7L 225 hp GL</b>		
94	All Eng.; 2 Bbl. Carb. ....	PS-377
<b>5.7L 225 hp GLi</b>		
97	All Eng.; TBI .....	PS-219
<b>5.7L 230 hp GL</b>		
94	All Eng.; 2 Bbl. Carb. ....	PS-377
<b>5.7L 240 hp 570</b>		
93-89	All Eng.; 4 Bbl. Carb. ....	PS-219
<b>5.7L 240 hp BB261A</b>		
91-89	All Eng.; 4 Bbl. Carb. ....	PS-219

Continued on Next Column

<b>OIL PRESSURE GAUGE SWITCH</b>		
Year	Model	Part No.
<b>5.7L 245 hp 570</b>		
93-89	All Eng.; 4 Bbl. Carb. ....	PS-219
<b>5.7L 245 hp AQ271</b>		
90	All Eng.; 4 Bbl. Carb. ....	PS-219
89	All Eng.; 4 Bbl. Carb. ....	PS-219
<b>5.7L 250 hp Gi</b>		
97	All Eng.; TBI .....	PS-219
96-94	All Eng.; TBI .....	PS-219
<b>5.7L 250 hp GS</b>		
01-98	All Eng.; 2 Bbl. Carb. ....	PS-377
97	All Eng.; 4 Bbl. Carb. ....	PS-219
<b>5.7L 255 hp Gi</b>		
94	All Eng.; TBI .....	PS-219
<b>5.7L 260 hp AQ260</b>		
85-80	All Eng.; 4 Bbl. Carb. ....	PS-219
<b>5.7L 260 hp GL</b>		
05-02	All Eng.; 2 Bbl. Carb. ....	PS-377
<b>5.7L 270 hp AQ271</b>		
88	All Eng.; 4 Bbl. Carb. ....	PS-219
87	All Eng.; 4 Bbl. Carb. ....	PS-219
86	All Eng.; 4 Bbl. Carb. ....	PS-219
<b>5.7L 275 hp 571</b>		
91-89	All Eng.; 4 Bbl. Carb. ....	PS-219
<b>5.7L 275 hp AQ311</b>		
91	All Eng.; 4 Bbl. Carb. ....	PS-219
90	All Eng.; 4 Bbl. Carb. ....	PS-219
89	All Eng.; 4 Bbl. Carb. ....	PS-219
88	All Eng.; 4 Bbl. Carb. ....	PS-219
<b>5.7L 280 hp AQ280</b>		
87-80	All Eng.; 4 Bbl. Carb. ....	PS-219
<b>5.7L 280 hp Gi</b>		
07-03	All Eng.; MFI .....	PS-219
02	All Eng.; TBI .....	PS-219
	All Eng.; MFI .....	PS-219
01	All Eng.; TBI .....	PS-219
<b>5.7L 280 hp Gil</b>		
07-03	All Eng.; MFI .....	PS-219
<b>5.7L 280 hp GSi</b>		
00-97	All Eng.; TBI .....	PS-219
<b>5.7L 280 hp OSi</b>		
07-03	All Eng.; MFI .....	PS-219
<b>5.7L 290 hp AQ290</b>		
87-86	All Eng.; 4 Bbl. Carb. ....	PS-219
85	All Eng.; 4 Bbl. Carb. ....	PS-219
84	All Eng.; 4 Bbl. Carb. ....	PS-219
83-81	All Eng.; 4 Bbl. Carb. ....	PS-219
80	All Eng.; 4 Bbl. Carb. ....	PS-219
<b>5.7L 315 hp GSi</b>		
01	All Eng.; TBI .....	PS-219
<b>5.7L 320 hp GXi</b>		
07-03	All Eng.; MFI .....	PS-219
02	All Eng.; TBI .....	PS-219
	All Eng.; MFI .....	PS-219
<b>5.7L 320 hp GXil</b>		
07-03	All Eng.; MFI .....	PS-219
<b>5.7L 320 hp OSXi</b>		
07-03	All Eng.; MFI .....	PS-219
<b>5.8L 230 hp AQ240</b>		
88-80	All Eng.; 4 Bbl. Carb. ....	PS-219
<b>5.8L 230 hp FL</b>		
94	All Eng.; 4 Bbl. Carb. ....	PS-203
<b>5.8L 235 hp FL</b>		
97-95	All Eng.; 4 Bbl. Carb. ....	PS-203
<b>5.8L 245 hp FL</b>		
96-95	All Eng.; 4 Bbl. Carb. ....	PS-203
<b>5.8L 255 hp Fi</b>		
94	All Eng.; TBI .....	PS-203

Continued on Next Page

# Volvo Penta Marine

## OIL PRESSURE GAUGE SWITCH

Year	Model	Part No.
97-96 95	5.8L 265 hp FSi	PS-203
	All Eng.; TBI	PS-203
96 95	5.8L 275 hp FSi	PS-203
	All Eng.; TBI	PS-203
00-98 97	7.4L 385 hp DPX 385	PS-219
	All Eng.; TBI	PS-219
02-01	8.1L 375 hp DPX 375	PS-219
	All Eng.; MFI	PS-219
07 06	8.1L 375 hp Gi	PS-219
	All Eng.; MFI	PS-219
05 04-01	8.1L 375 hp Gil	PS-219
	All Eng.; MFI	PS-219
07-03	8.1L 420 hp DPX 420	PS-219
	All Eng.; MFI	PS-219
07-01	8.1L 420 hp GXi	PS-219
	All Eng.; MFI	PS-219
07-03	8.1L 420 hp GXil	PS-219
	All Eng.; MFI	PS-219
96-94	8.2L 390 hp GL	PS-219
	All Eng.; 4 Bbl. Carb.	PS-219
96-95	8.2L 400 hp GL	PS-219
	All Eng.; 4 Bbl. Carb.	PS-219
00-98	8.2L 415 hp DPX 415	PS-219
	All Eng.; MFI	PS-219

Continued on Next Column

## OIL PRESSURE GAUGE SWITCH

Year	Model	Part No.
97	8.2L 415 hp DPX 415 (Cont'd)	PS-219
	All Eng.; TBI	PS-219
00-97	8.2L 415 hp GSi	PS-219
	All Eng.; MFI	PS-219
01 00-99	8.2L 475 hp DPX 500	PS-219
	All Eng.; MFI	PS-219
99	8.2L 505 hp DPX 525	PS-219
	All Eng.; TBI	PS-219
01-99	8.8L 560 hp DPX 600	PS-219
	All Eng.; MFI	PS-219
07-06	8.1L 375 hp Osi	PS-219
	All Eng.; MFI	PS-219

## OIL PRESSURE LIGHT SWITCH

Year	Model	Part No.
96-94	4.3L 160 hp GL	PS-12X
	All Eng.; 2 Bbl. Carb.	PS-12X
96-95	4.3L 180 hp Gi	PS-12X
	All Eng.; TBI	PS-12X
07-99 98-97	4.3L 190 hp GL	PS-12X
	All Eng.; 2 Bbl. Carb.	PS-12X
00-97	4.3L 205 hp Gi	PS-12X
	All Eng.; TBI	PS-12X
99-98 97	4.3L 205 hp GS	PS-12X
	All Eng.; 4 Bbl. Carb.	PS-12X
97	4.3L 215 hp GS	PS-12X
	All Eng.; 4 Bbl. Carb.	PS-12X
01	4.3L 220 hp Gi	PS-12X
	All Eng.; TBI	PS-12X
07-03 02	4.3L 225 hp GXi	PS-12X
	All Eng.; MFI	PS-12X
07-03	4.3L 225 hp OSi	PS-12X
	All Eng.; MFI	PS-12X
07-98	5.0L 220 hp GL	PS-12X
	All Eng.; 2 Bbl. Carb.	PS-12X
01-98	5.0L 250 hp Gi	PS-12X
	All Eng.; TBI	PS-12X
07-03 02	5.0L 270 hp GXi	PS-12X
	All Eng.; MFI	PS-12X
97	5.7L 215 hp GL	PS-12X
	All Eng.; 2 Bbl. Carb.	PS-12X

Continued on Next Column

## OIL PRESSURE LIGHT SWITCH

Year	Model	Part No.
93-92	5.7L 225 hp 572	PS-12X
	All Eng.; 2 Bbl. Carb.	PS-12X
94	5.7L 225 hp GL	PS-12X
	All Eng.; 2 Bbl. Carb.	PS-12X
97	5.7L 225 hp GLi	PS-12X
	All Eng.; TBI	PS-12X
94	5.7L 230 hp GL	PS-12X
	All Eng.; 2 Bbl. Carb.	PS-12X
97-94	5.7L 250 hp Gi	PS-12X
	All Eng.; TBI	PS-12X
01-98	5.7L 250 hp GS	PS-12X
	All Eng.; 2 Bbl. Carb.	PS-12X
94	5.7L 255 hp Gi	PS-12X
	All Eng.; TBI	PS-12X
05-02	5.7L 260 hp GL	PS-12X
	All Eng.; 2 Bbl. Carb.	PS-12X
07-03 02	5.7L 280 hp Gi	PS-12X
	All Eng.; MFI	PS-12X
01	5.7L 280 hp GSi	PS-12X
	All Eng.; TBI	PS-12X
07-03	5.7L 280 hp OSi	PS-12X
	All Eng.; MFI	PS-12X
00-97	5.7L 315 hp GSi	PS-12X
	All Eng.; TBI	PS-12X
07-03 02	5.7L 320 hp GXi	PS-12X
	All Eng.; MFI	PS-12X

Continued on Next Page



<b>OIL PRESSURE LIGHT SWITCH</b>		
Year	Model	Part No.
	<b>5.7L 320 hp GXi (Cont'd)</b>	
02	All Eng.; MFI .....	PS-12X
	<b>5.7L 320 hp GXil</b>	
07-03	All Eng.; MFI .....	PS-12X
	<b>5.7L 320 hp OSXi</b>	
07-03	All Eng.; MFI .....	PS-12X
	<b>7.4L 300 hp 740</b>	
93-89	All Eng.; 4 Bbl. Carb. ....	PS-12X
	<b>7.4L 300 hp GL</b>	
97-94	All Eng.; 4 Bbl. Carb. ....	PS-12X
	<b>7.4L 305 hp 740</b>	
93-90	All Eng.; 4 Bbl. Carb. ....	PS-12X
	<b>7.4L 305 hp GL</b>	
94	All Eng.; 4 Bbl. Carb. ....	PS-12X
	<b>7.4L 310 hp Gi</b>	
00-98	All Eng.; MFI .....	PS-12X
	<b>7.4L 310 hp GL</b>	
96-95	All Eng.; 4 Bbl. Carb. ....	PS-12X
	<b>7.4L 330 hp Gi</b>	
97-95	All Eng.; TBI .....	PS-12X
	<b>7.4L 340 hp Gi</b>	
96-95	All Eng.; TBI .....	PS-12X
	<b>7.4L 385 hp DPX 385</b>	
00-98	All Eng.; MFI .....	PS-12X
97	All Eng.; TBI .....	PS-12X
	<b>7.4L 385 hp GSi</b>	
00-98	All Eng.; MFI .....	PS-12X
97-95	All Eng.; TBI .....	PS-12X
	<b>8.1L 375 hp DPX 375</b>	
02-01	All Eng.; MFI .....	PS-12X
	<b>8.1L 375 hp Gi</b>	
07-01	All Eng.; MFI .....	PS-12X
	<b>8.1L 375 hp Gil</b>	
07-03	All Eng.; MFI .....	PS-12X

Continued on Next Column

<b>OIL PRESSURE LIGHT SWITCH</b>		
Year	Model	Part No.
	<b>8.1L 420 hp DPX 420</b>	
02-01	All Eng.; MFI .....	PS-12X
	<b>8.1L 420 hp GXi</b>	
07-01	All Eng.; MFI .....	PS-12X
	<b>8.1L 420 hp GXil</b>	
07-03	All Eng.; MFI .....	PS-12X
	<b>8.2L 390 hp GL</b>	
96-94	All Eng.; 4 Bbl. Carb. ....	PS-12X
	<b>8.2L 400 hp GL</b>	
96-95	All Eng.; 4 Bbl. Carb. ....	PS-12X
	<b>8.2L 415 hp DPX 415</b>	
00-98	All Eng.; MFI .....	PS-12X
97	All Eng.; TBI .....	PS-12X
	<b>8.2L 415 hp GSi</b>	
00-97	All Eng.; MFI .....	PS-12X
	<b>8.2L 475 hp DPX 500</b>	
01	All Eng.; MFI .....	PS-12X
00-99	All Eng.; TBI .....	PS-12X
	<b>8.2L 505 hp DPX 525</b>	
99	All Eng.; TBI .....	PS-12X
	<b>8.8L 560 hp DPX 600</b>	
01-99	All Eng.; MFI .....	PS-12X
	<b>8.1L 375 hp Osi</b>	
07-06	All Eng.; MFI .....	PS-12X

<b>SPARK PLUG WIRE SET</b>		
Year	Model	Premium Wire Set
	<b>2.1L 110 hp AQ125A</b>	
88	All Eng.; 1 Bbl. Carb. ....	4405M
87	All Eng.; 1 Bbl. Carb. ....	4405M
86-80	All Eng.; 1 Bbl. Carb. ....	4405M
	<b>2.1L 120 hp AQ125B</b>	
88-87	All Eng.; 2-1 Bbl. Carb. ....	4405M
86-80	All Eng.; 2-1 Bbl. Carb. ....	4405M
	<b>2.1L 125 hp AQ140</b>	
88-87	All Eng.; 2-1 Bbl. Carb. ....	4405M
86	All Eng.; 2-1 Bbl. Carb. ....	4405M
85-80	All Eng.; 2-1 Bbl. Carb. ....	4405M
	<b>2.3L 110 hp 230</b>	
92-89	All Eng.; 1 Bbl. Carb. ....	4405M
	<b>2.3L 110 hp AQ131</b>	
89	All Eng.; 1 Bbl. Carb. ....	4405M
	<b>2.3L 138 hp AQ145A</b>	
88-87	All Eng.; 2-1 Bbl. Carb. ....	4405M
86-80	All Eng.; 2-1 Bbl. Carb. ....	4405M
	<b>2.3L 139 hp AQ145B</b>	
88-80	All Eng.; 2-1 Bbl. Carb. ....	4405M
	<b>2.5L 135 hp 250</b>	
92-91	All Eng.; 2-1 Bbl. Carb. ....	4405M
90	All Eng.; 2-1 Bbl. Carb. ....	4405M
	<b>2.5L 135 hp AQ151</b>	
90	All Eng.; 2-1 Bbl. Carb. ....	4405M
	<b>2.5L 150 hp 251</b>	
92	All Eng.; 2-1 Bbl. Carb. ....	4410M

Continued on Next Column

<b>SPARK PLUG WIRE SET</b>		
Year	Model	Premium Wire Set
	<b>2.5L 150 hp 251 (Cont'd)</b>	
91	All Eng.; 2-1 Bbl. Carb. ....	4410M
90	All Eng.; 2-1 Bbl. Carb. ....	4410M
	<b>2.5L 150 hp AQ171</b>	
90-88	All Eng.; 2-1 Bbl. Carb. ....	4410M
	<b>3.0L 120 hp GL</b>	
95-94	All Eng.; 2 Bbl. Carb. ....	4404M
	<b>3.0L 135 hp GL</b>	
07-02	All Eng.; 2 Bbl. Carb. ....	4404M
	<b>3.0L 135 hp GS</b>	
01-99	All Eng.; 2 Bbl. Carb. ....	4404M
98-97	All Eng.; 2 Bbl. Carb. ....	4404M
96-94	All Eng.; 2 Bbl. Carb. ....	4404M
	<b>3.8L 170 hp AQ175</b>	
88-87	All Eng.; 3-1 Bbl. Carb. ....	4805M
86	All Eng.; 3-1 Bbl. Carb. ....	4805M
85-81	All Eng.; 3-1 Bbl. Carb. ....	4805M
	<b>4.3L 155 hp 430</b>	
93-92	All Eng.; 2 Bbl. Carb. ....	4805M
91-90	All Eng.; 2 Bbl. Carb. ....	4805M
	<b>4.3L 160 hp GL</b>	
96-94	All Eng.; 2 Bbl. Carb. ....	4609M
	<b>4.3L 164 hp 432</b>	
93	All Eng.; 2 Bbl. Carb. ....	4805M
	<b>4.3L 180 hp 431</b>	
93-92	All Eng.; 4 Bbl. Carb. ....	4805M
91-89	All Eng.; 4 Bbl. Carb. ....	4805M

Continued on Next Page

# Volvo Penta Marine

## SPARK PLUG WIRE SET

Year	Model	Premium Wire Set
90-89	<b>4.3L 180 hp AQ205</b> All Eng.; 4 Bbl. Carb. ....	4805M
96	<b>4.3L 180 hp Gi</b> All Eng.; TBI .....	4609M
95	All Eng.; TBI .....	4609M
96	<b>4.3L 185 hp GS</b> All Eng.; 4 Bbl. Carb. ....	4609M
95	All Eng.; 4 Bbl. Carb. ....	4609M
94	All Eng.; 4 Bbl. Carb. ....	4609M
93	<b>4.3L 187 hp 434</b> All Eng.; 4 Bbl. Carb. ....	4805M
07-99	<b>4.3L 190 hp GL</b> All Eng.; 2 Bbl. Carb. ....	4609M
98	All Eng.; 2 Bbl. Carb. ....	4609M
97	All Eng.; 2 Bbl. Carb. ....	4609M
00-97	<b>4.3L 205 hp Gi</b> All Eng.; TBI .....	4609M
99-98	<b>4.3L 205 hp GS</b> All Eng.; 4 Bbl. Carb. ....	4609M
97	All Eng.; 4 Bbl. Carb. ....	4609M
97	<b>4.3L 215 hp GS</b> All Eng.; 4 Bbl. Carb. ....	4609M
01	<b>4.3L 220 hp Gi</b> All Eng.; TBI .....	4609M
07-03	<b>4.3L 225 hp GXi</b> All Eng.; MFI .....	4609M
02	All Eng.; TBI .....	4609M
	All Eng.; MFI .....	4609M
07-03	<b>4.3L 225 hp OSi</b> All Eng.; MFI .....	4609M
88-80	<b>5.0L 180 hp AQ190</b> All Eng.; 2 Bbl. Carb. ....	4805M
93-89	<b>5.0L 190 hp 500</b> All Eng.; 2 Bbl. Carb. ....	4821M
90-89	<b>5.0L 190 hp AQ211</b> All Eng.; 2 Bbl. Carb. ....	4805M
97	<b>5.0L 190 hp FL</b> All Eng.; 2 Bbl. Carb. ....	4821M
96	All Eng.; 2 Bbl. Carb. ....	4821M
95	All Eng.; 2 Bbl. Carb. ....	4821M
94	All Eng.; 2 Bbl. Carb. ....	4821M
88-80	<b>5.0L 200 hp AQ200</b> All Eng.; 2 Bbl. Carb. ....	4805M
93-89	<b>5.0L 205 hp 501</b> All Eng.; 4 Bbl. Carb. ....	4821M
90-89	<b>5.0L 205 hp AQ231</b> All Eng.; 4 Bbl. Carb. ....	4805M
93	<b>5.0L 205 hp BB231A</b> All Eng.; 4 Bbl. Carb. ....	4805M
92-89	All Eng.; 4 Bbl. Carb. ....	4805M
94	<b>5.0L 215 hp Fi</b> All Eng.; TBI .....	4821M
97	<b>5.0L 220 hp Fi</b> All Eng.; TBI .....	4821M
96-95	All Eng.; TBI .....	4821M
07-98	<b>5.0L 220 hp GL</b> All Eng.; 2 Bbl. Carb. ....	4822M
88-80	<b>5.0L 225 hp AQ225</b> All Eng.; 4 Bbl. Carb. ....	4805M
01-98	<b>5.0L 250 hp Gi</b> All Eng.; TBI .....	4822M
07-03	<b>5.0L 270 hp GXi</b> All Eng.; MFI .....	4822M
02	All Eng.; TBI .....	4822M
	All Eng.; MFI .....	4822M

Continued on Next Column

## SPARK PLUG WIRE SET

Year	Model	Premium Wire Set
07-03	<b>5.0L 270 hp OSi</b> All Eng.; MFI .....	4822M
97	<b>5.7L 215 hp GL</b> All Eng.; 2 Bbl. Carb. ....	4823M
93-92	<b>5.7L 225 hp 572</b> All Eng.; 2 Bbl. Carb. ....	4823M
94	<b>5.7L 225 hp GL</b> All Eng.; 2 Bbl. Carb. ....	4823M
97	<b>5.7L 225 hp GLi</b> All Eng.; TBI .....	4825M
94	<b>5.7L 230 hp GL</b> All Eng.; 2 Bbl. Carb. ....	4823M
93-89	<b>5.7L 240 hp 570</b> All Eng.; 4 Bbl. Carb. ....	4805M
91-89	<b>5.7L 240 hp BB261A</b> All Eng.; 4 Bbl. Carb. ....	4805M
93-89	<b>5.7L 245 hp 570</b> All Eng.; 4 Bbl. Carb. ....	4805M
90-89	<b>5.7L 245 hp AQ271</b> All Eng.; 4 Bbl. Carb. ....	4805M
97	<b>5.7L 250 hp Gi</b> All Eng.; TBI .....	4825M
96-94	All Eng.; TBI .....	4825M
01-98	<b>5.7L 250 hp GS</b> All Eng.; 2 Bbl. Carb. ....	4823M
97	All Eng.; 4 Bbl. Carb. ....	4805M
94	<b>5.7L 255 hp Gi</b> All Eng.; TBI .....	4825M
85-80	<b>5.7L 260 hp AQ260</b> All Eng.; 4 Bbl. Carb. ....	4805M
05-02	<b>5.7L 260 hp GL</b> All Eng.; 2 Bbl. Carb. ....	4823M
88-86	<b>5.7L 270 hp AQ271</b> All Eng.; 4 Bbl. Carb. ....	4805M
91-89	<b>5.7L 275 hp 571</b> All Eng.; 4 Bbl. Carb. ....	4805M
91	<b>5.7L 275 hp AQ311</b> All Eng.; 4 Bbl. Carb. ....	4805M
90-89	All Eng.; 4 Bbl. Carb. ....	4805M
88	All Eng.; 4 Bbl. Carb. ....	4805M
87-80	<b>5.7L 280 hp AQ280</b> All Eng.; 4 Bbl. Carb. ....	4805M
07-03	<b>5.7L 280 hp Gi</b> All Eng.; MFI .....	4822M
02	All Eng.; MFI .....	4822M
01	All Eng.; TBI .....	4825M
	All Eng.; TBI .....	4825M
07-03	<b>5.7L 280 hp Gil</b> All Eng.; MFI .....	4822M
00-97	<b>5.7L 280 hp GSi</b> All Eng.; TBI .....	4825M
07-03	<b>5.7L 280 hp OSi</b> All Eng.; MFI .....	4822M
87-86	<b>5.7L 290 hp AQ290</b> All Eng.; 4 Bbl. Carb. ....	4805M
85-81	All Eng.; 4 Bbl. Carb. ....	4805M
80	All Eng.; 4 Bbl. Carb. ....	4805M
01	<b>5.7L 315 hp GSi</b> All Eng.; TBI .....	4825M
07-03	<b>5.7L 320 hp GXi</b> All Eng.; MFI .....	4822M
02	All Eng.; MFI .....	4822M
	All Eng.; TBI .....	4825M
07-03	<b>5.7L 320 hp GXil</b> All Eng.; MFI .....	4822M

Continued on Next Page

## SPARK PLUG WIRE SET

Year	Model	Premium Wire Set
07-03	All Eng.; MFI 5.7L 320 hp OSXi	4824M
88-80	All Eng.; 4 Bbl. Carb. 5.8L 230 hp AQ240	4805M
94	All Eng.; TBI 5.8L 255 hp Fi	4809M
97-96	All Eng.; TBI 5.8L 265 hp FSi	4809M
95	All Eng.; TBI	4809M
96	All Eng.; TBI 5.8L 275 hp FSi	4809M
95	All Eng.; TBI	4809M
93-89	All Eng.; 4 Bbl. Carb. 7.4L 300 hp 740	4813M
97-94	All Eng.; 4 Bbl. Carb. 7.4L 300 hp GL	4813M
93-90	All Eng.; 4 Bbl. Carb. 7.4L 305 hp 740	4813M
94	All Eng.; 4 Bbl. Carb. 7.4L 305 hp GL	4813M
00-98	All Eng.; MFI 7.4L 310 hp Gi	4825M
96	All Eng.; 4 Bbl. Carb. 7.4L 310 hp GL	4813M
95	All Eng.; 4 Bbl. Carb.	4813M
97-95	All Eng.; TBI 7.4L 330 hp Gi	4825M
96-95	All Eng.; TBI 7.4L 340 hp Gi	4825M
00-98	All Eng.; MFI 7.4L 385 hp DPX 385	4812M
97	All Eng.; TBI	4812M
00-98	All Eng.; MFI 7.4L 385 hp GSi	4825M
97-96	All Eng.; TBI	4825M
95	All Eng.; TBI	4825M
02-01	All Eng.; MFI 8.1L 375 hp DPX 375	4826M
07-05	All Eng.; MFI 8.1L 375 hp Gi	4826M

Continued on Next Column

## STARTER SOLENOID

Year	Model	Part No.
95-94	All Eng.; 2 Bbl. Carb. 3.0L 120 hp GL	SS-251X
07-02	All Eng.; 2 Bbl. Carb. 3.0L 135 hp GL	SS-251X
01-99	All Eng.; 2 Bbl. Carb. 3.0L 135 hp GS	SS-251X
98-97	All Eng.; 2 Bbl. Carb.	SS-251X

Continued on Next Column

## THROTTLE POSITION SENSOR (TPS)

Year	Model	Part No.
96-95	All Eng.; TBI 4.3L 180 hp Gi	TH42
00-97	All Eng.; TBI 4.3L 205 hp Gi	TH42
01	All Eng.; TBI 4.3L 220 hp Gi	TH42
07-03	All Eng.; MFI 4.3L 225 hp GXi	TH42
02	All Eng.; TBI	TH42
	All Eng.; MFI	TH42

Continued on Next Column

## SPARK PLUG WIRE SET

Year	Model	Premium Wire Set
04-01	All Eng.; MFI 8.1L 375 hp Gi (Cont'd)	4826M
07-03	All Eng.; MFI 8.1L 375 hp Gil	4826M
02-01	All Eng.; MFI 8.1L 420 hp DPX 420	4826M
07-01	All Eng.; MFI 8.1L 420 hp GXi	4826M
07-03	All Eng.; MFI 8.1L 420 hp GXil	4826M
96-94	All Eng.; 4 Bbl. Carb. 8.2L 390 hp GL	4805M
96-95	All Eng.; 4 Bbl. Carb. 8.2L 400 hp GL	4805M
00-98	All Eng.; MFI 8.2L 415 hp DPX 415	4812M
97	All Eng.; TBI	4812M
00-97	All Eng.; MFI 8.2L 415 hp GSi	4812M
01	All Eng.; MFI 8.2L 475 hp DPX 500	4812M
00-99	All Eng.; TBI	4812M
99	All Eng.; TBI 8.2L 505 hp DPX 525	4812M
01-99	All Eng.; MFI 8.8L 560 hp DPX 600	4812M
07-06	All Eng.; MFI 8.1L 375 hp Osi	4826M

## STARTER SOLENOID

Year	Model	Part No.
96	All Eng.; 2 Bbl. Carb. 3.0L 135 hp GS (Cont'd)	SS-251X
95-94	All Eng.; 2 Bbl. Carb.	SS-251X

## THROTTLE POSITION SENSOR (TPS)

Year	Model	Part No.
07-03	All Eng.; MFI 4.3L 225 hp OSi	TH42
01-98	All Eng.; TBI 5.0L 250 hp Gi	TH42
07-03	All Eng.; MFI 5.0L 270 hp GXi	TH149
02	All Eng.; TBI	TH149
	All Eng.; MFI	TH149
07-03	All Eng.; MFI 5.0L 270 hp OSi	TH149

Continued on Next Page

# Volvo Penta Marine

## THROTTLE POSITION SENSOR (TPS)

Year	Model	Part No.
97	All Eng.; TBI 5.7L 225 hp GLi	TH42
97	All Eng.; TBI 5.7L 250 hp Gi	TH42
96-94	All Eng.; TBI	TH42
94	All Eng.; TBI 5.7L 255 hp Gi	TH42
07-03	All Eng.; MFI 5.7L 280 hp Gi	TH42
02	All Eng.; MFI	TH42
	All Eng.; TBI	TH42
01	All Eng.; TBI	TH42
07-03	All Eng.; MFI 5.7L 280 hp Gil	TH42
00-97	All Eng.; TBI 5.7L 280 hp GSi	TH42
07-03	All Eng.; MFI 5.7L 280 hp OSi	TH42
01	All Eng.; TBI 5.7L 315 hp GSi	TH42
07-03	All Eng.; MFI 5.7L 320 hp GXi	TH42
02	All Eng.; MFI	TH42
	All Eng.; TBI	TH42
07-03	All Eng.; MFI 5.7L 320 hp GXil	TH42
00-98	All Eng.; MFI 7.4L 310 hp Gi	TH47
97-95	All Eng.; TBI 7.4L 330 hp Gi	TH47
96-95	All Eng.; TBI 7.4L 340 hp Gi	TH47
00-98	All Eng.; MFI 7.4L 385 hp DPX 385	TH47
97	All Eng.; TBI	TH47
00-98	All Eng.; MFI 7.4L 385 hp GSi	TH47
97-96	All Eng.; TBI	TH47

Continued on Next Column


## THROTTLE POSITION SENSOR (TPS)

Year	Model	Part No.
95	All Eng.; TBI 7.4L 385 hp GSi (Cont'd)	TH47
07-01	All Eng.; MFI 8.1L 375 hp DPX 375	TH149
07-05	All Eng.; MFI 8.1L 375 hp Gi	TH149
04-01	All Eng.; MFI	TH149
07-03	All Eng.; MFI 8.1L 375 hp Gil	TH149
02-01	All Eng.; MFI 8.1L 420 hp DPX 420	TH149
07-01	All Eng.; MFI 8.1L 420 hp GXi	TH149
07-03	All Eng.; MFI 8.1L 420 hp GXil	TH149
00-98	All Eng.; MFI 8.2L 415 hp DPX 415	TH149
97	All Eng.; TBI	TH149
00-97	All Eng.; MFI 8.2L 415 hp GSi	TH149
01	All Eng.; MFI 8.2L 475 hp DPX 500	TH149
00-99	All Eng.; TBI	TH149
99	All Eng.; TBI 8.2L 505 hp DPX 525	TH149
01-99	All Eng.; MFI 8.8L 560 hp DPX 600	TH47
07-06	All Eng.; MFI 8.1L 375 hp Osi	TH149

A black and white photograph of a vintage white boat with an outboard motor, floating on water. The boat is the central focus, with another similar boat partially visible to the right. The background shows a rocky shoreline and a cloudy sky. The text is overlaid on the upper half of the image.

***VINTAGE MARINE SECTION***

***1979 AND OLDER***



## Distributor & D.I.S. Unit Parts ACADIA GAS ENGINE (CANADA)

### INBOARD ENGINES

#### DISTRIBUTOR PARTS

YEAR	MODEL/ENGINE	Unit No./Description	Point Set	Condenser	Rotor	Cap
62-56	Herc. JXC,JXLD	1111876	DR-2227XP	DR-50X	DR-158	DR-413
62-52	W6B2	1111759,111229	DR-2227XP	DR-50X	DR-158	.....
62-50	6 Cylinder, WXAH	1111766876	DR-2227XP	DR-50X	DR-158	DR-413
62-49	4 Cylinder, WGBK	1112317	DR-2227XP	DR-50X	DR-158	DR-405
58-49	W6BK	1111759	DR-2227XP	DR-50X	DR-158	.....

#### IGNITION COIL

YEAR	MODEL/ENGINE	Part No.
62-49	6 Volt	UC-14X
	12 Volt -w/o External Resistor	UC-15X

## Charging System Unit Parts

### INBOARD ENGINES

#### CHARGING SYSTEM PARTS

YEAR	MODEL/ENGINE	Unit No./Description	Volt. Reg.	Brush Set	Bushing
71-68	All	ALE-5201C,S,SS	VR-107	.....	.....
62-56	Hercules Eng. -6 Volt	1100520	VR-217	RX-46	X-4242C
	-12 Volt	1101010	VR-216	RX-46	X-4242C
62-52	W6BZ	1101666	VR-213	RX-31	.....
62-49	WXAH	941W	CO-107	RX-31	.....
58-49	W6BK	1101666	VR-213	RX-31	.....

## Starter Unit Parts

### INBOARD ENGINES

#### STARTER SYSTEM PARTS

YEAR	MODEL/ENGINE	Unit No./Description	Starter Solenoid	Brush Set	Bushing D.E.
71-68	All -12 Volt	MDT-7010	.....	EX-85	X-4427
62-56	6 Volt	1108219	SS-544A <sup>20</sup>	.....	.....
	12 Volt - Hercules Eng.	1107833	SS-547A <sup>2</sup>	RX-45	.....
62-52	W6BZ	1107434	.....	RX-60	.....
62-49	WXAH	737X	.....	RX-60	X-4378

## Distributor & D.I.S. Unit Parts

## AEROJET

### INBOARD ENGINES

#### DISTRIBUTOR PARTS

YEAR	MODEL/ENGINE	Unit No./Description	Point Set	Condenser	Rotor	Cap
54-50	Crosley CD	IAD-4038	AL-4556XP	AL-111X	AL-85	AL-35
54-48	Crosley CD	IGW-4181A, C	AL-5661X	AL-63	AL-102	AL-25

#### IGNITION COIL

YEAR	MODEL/ENGINE	Ign. Coil
54-48	6 Volt	UC-14X

## Charging System Unit Parts

### INBOARD ENGINES

#### CHARGING SYSTEM PARTS

YEAR	MODEL/ENGINE	Unit No./Description	Volt. Reg.	Brush Set	Bushing
54-48	Crosley CD	GDZ-4806B	VR-2	EX-57	.....

<sup>2</sup>SS-547 (Push Button Type) or SS-597 (Flat Mounting Bracket) may also be used. <sup>20</sup>SS-544 (Push Button Type) may also be used.

## Starter Unit Parts

**AEROJET (Cont'd)**

### INBOARD ENGINES

#### STARTER SYSTEM PARTS

YEAR	MODEL/ENGINE	Unit No./Description	Starter Solenoid	Brush Set	Bushing D.E.
54-48	Crosley CD .....	MZ-4147 .....	.....	EX-16B	.....

## Charging System Unit Parts

**ALLIS CHALMERS ENGINES**

### INBOARD ENGINES

#### CHARGING SYSTEM PARTS

YEAR	MODEL/ENGINE	Unit No./Description	Volt. Reg.	Diode(P)/Trio	Diode(N)/Rectifier	Brush Set
60-55	All -24 Volt .....	1117772 .....	VR-135	D-1P	D-1N	.....
	-30 Volt .....	1117773 .....	VR-402	D-1P	D-1N	.....
	-32 Volt .....	1117773 .....	VR-195	D-1P	D-1N	.....
68-61	All -24 Volt .....	1103019 .....	VR-227	.....	.....	.....
62-60	All -24 Volt .....	1103014 .....	VR-227	.....	.....	.....
		1106955 .....	VR-36	.....	.....	.....
		1117072 .....	VR-135	.....	.....	.....
		1117074 .....	VR-402	.....	.....	.....
60-55	6DAMR273 (Diesel) .....	GHC-6003A .....	.....	.....	.....	EX-74

## Starter Unit Parts

### INBOARD ENGINES

#### STARTER SYSTEM PARTS

YEAR	MODEL/ENGINE	Unit No./Description	Drive or Clutch	Solenoid or Switch	Brush Set
71-68	All .....	1113855,892 .....	SDN-67	SS-215	RX-69A
		1-68 .....	SDN-67	.....	RX-69A
71-68	All .....	1113783 .....	.....	.....	RX-55
60-55	6DAMR273 (Diesel) .....	ML-4308 .....	.....	SS-547	.....

## Distributor & D.I.S. Unit Parts

**ARNOLT**

### INBOARD ENGINES

#### DISTRIBUTOR PARTS

YEAR	MODEL/ENGINE	Unit No./Description	Point Set	Condenser	Rotor	Cap
50-39	Sea-Mite (WAG-ICK) .....	IGW-4118 .....	AL-5661X	AL-63	AL-102	AL-25

#### IGNITION COIL

YEAR	MODEL/ENGINE	Ign. Coil
50-39	Sea-Mite (WAG-ICK) .....	UC-14X

## Charging System Unit Parts

### INBOARD ENGINES

#### CHARGING SYSTEM PARTS

YEAR	MODEL/ENGINE	Unit No./Description	Volt. Reg.	Brush Set	Bushing
50-39	Sea Mite (WAG-ICK) .....	GAS-4144 .....	CO-107	.....	.....

## Starter Unit Parts

### INBOARD ENGINES

#### STARTER SYSTEM PARTS

YEAR	MODEL/ENGINE	Unit No./Description	Starter Solenoid	Brush Set	Bushing D.E.
50-39	Sea Mite (WAG-ICK) .....	MAK-4021 .....	SS-544A	.....	.....



## Distributor & D.I.S. Unit Parts

**ATLAS**

### INBOARD ENGINES

#### DISTRIBUTOR PARTS

YEAR	MODEL/ENGINE	Unit No./Description	Point Set	Condenser	Rotor	Cap
47-46	Herc. IXB .....	IGW-4120, 92 .....	AL-5661X	AL-63	AL-102	AL-25

#### IGNITION COIL

YEAR	MODEL/ENGINE	Ign. Coil
47-46	Herc. IXB .....	UC-14X

## Charging System Unit Parts

### INBOARD ENGINES

#### CHARGING SYSTEM PARTS

YEAR	MODEL/ENGINE	Unit No./Description	Volt. Reg.	Brush Set	Bushing
47-46	Herc. IXB .....	GAS-4128 .....	CO-107	.....	.....

## Starter Unit Parts

### INBOARD ENGINES

#### STARTER SYSTEM PARTS

YEAR	MODEL/ENGINE	Unit No./Description	Starter Solenoid	Brush Set	Bushing D.E.
47-46	Herc. IXB .....	MZ-4063 .....	.....	EX-16B	.....
47-46	Herc. IXB .....	MZ-4138 .....	.....	EX-16B	X-4258

## Distributor & D.I.S. Unit Parts

**BOAT ENGINES INC.**

### INBOARD ENGINES

#### DISTRIBUTOR PARTS

YEAR	MODEL/ENGINE	Unit No./Description	Point Set	Condenser	Rotor	Cap
41-37	8-140 Packard .....	.....	.....	.....	DR-142	DR-196
41-37	675 Chrysler .....	656N .....	DR-1823	.....	DR-158	.....
41-37	675 Chrysler .....	632K .....	.....	DR-60X	DR-157	DR-402
40-35	Herc. WXC3 .....	.....	DR-2227P	DR-70X	DR-158	DR-413
40-37	282 Herc. JXC .....	.....	.....	.....	DR-157	.....

## Charging System Unit Parts

### INBOARD ENGINES

#### CHARGING SYSTEM PARTS

YEAR	MODEL/ENGINE	Unit No./Description	Volt. Reg.	Brush Set	Bushing
41-37	8-140 Packard .....	.....	.....	RX-46	.....
41-37	675 Chrysler .....	.....	.....	RX-46	.....
40-38	Herc. JXC .....	.....	.....	RX-46	.....
40-37	282 Herc. JXC .....	.....	.....	RX-46	.....

## Starter Unit Parts

### INBOARD ENGINES

#### STARTER SYSTEM PARTS

YEAR	MODEL/ENGINE	Unit No./Description	Starter Solenoid	Brush Set	Bushing D.E.
40-37	282 Herc. JXC .....	737B .....	.....	RX-60	X-4378
40-37	282 Herc. JXC .....	720V .....	.....	RX-60	.....

## Distributor & D.I.S. Unit Parts

**BRENNAN**

### INBOARD ENGINES

#### DISTRIBUTOR PARTS

YEAR	MODEL/ENGINE	Unit No./Description	Point Set	Condenser	Rotor	Cap
53-47	Imp, Imp Jr. ....	IGW-6003-2A .....	AL-5661X	AL-63	AL-102	AL-25

**Distributor & D.I.S. Unit Parts (Cont'd)****BRENNAN (Cont'd)****INBOARD ENGINES (Cont'd)****IGNITION COIL**

YEAR	MODEL/ENGINE	Ign. Coil
53-47	Imp, Imp Jr. ....	UC-14X

**Charging System Unit Parts****INBOARD ENGINES****CHARGING SYSTEM PARTS**

YEAR	MODEL/ENGINE	Unit No./Description	Volt. Reg.	Brush Set	Bushing
53-47	Imp, Imp Jr. ....	GAS-4111, A ....	CO-107	.....	.....

**Distributor & D.I.S. Unit Parts****BUCHANAN****INBOARD ENGINES****DISTRIBUTOR PARTS**

YEAR	MODEL/ENGINE	Unit No./Description	Point Set	Condenser	Rotor	Cap
55-51	Master 6 Meteor (Herc. QXC) ....	IGW-4149A ....	AL-5661X	AL-63	AL-102	AL-92
55-51	Jr. 4, Jr. 4 Special, Midget ....	IGW-4178 ....	AL-5661X	AL-63	AL-64	AL-65
48	Twin ....	IGW-4122 ....	AL-5661X	AL-63	AL-102	.....
47-40	Rocket 6, Master 6, Meteor Special ....	IGW-4023, 4149A ....	AL-5661X	AL-63	AL-102	.....
47-38	Jr. 4, Jr. Special, Midget 4 ....	IGW-4022 ....	AL-5661X	AL-63	AL-64	AL-65
44-37	Cor. 8, Master 8, Strandard 8 ....	IGP-4007 ....	AL-5661X	AL-111X	AL-99	.....
39-37	Master 6, Meteor, Meteor Special ....	IGW-4023 ....	AL-5661X	AL-63	AL-102	AL-92
39-36	Rocket 6 ....	IGB-4322, IGW-4023 ....	AL-5661X	AL-63	AL-102	AL-92

**IGNITION COIL**

YEAR	MODEL/ENGINE	Ign. Coil
55-36	All ....	UC-14X

**Charging System Unit Parts****INBOARD ENGINES****CHARGING SYSTEM PARTS**

YEAR	MODEL/ENGINE	Unit No./Description	Volt. Reg.	Brush Set	Bushing
55-51	Master 6 Meteor (Herc. QXC) ....	GEO-4807-3 ....	CO-107	.....	X-4278
55-31	Jr. 4, Jr. 4 Special, Midget ....	GAS-4126 ....	CO-107	.....	.....
48	Twin ....	GAS-4141 ....	CO-107	.....	.....
47-40	Master 6, meteor Special, Rocket 6 ....	GDF-4805-2, 6-2 ....	CO-107	.....	.....
47-38	Jr. 4, Jr. Special, Midget 4 ....	GAS-4110, 26 ....	CO-107	.....	.....
39-37	Master 6, Meteor, Meteor Special ....	GAR-4550,51 ....	CO-107	.....	.....
39-36	Rocket 6 ....	GAR-4548,50,51,GDF-4805-2 ....	CO-107	.....	.....

**Starter Unit Parts****INBOARD ENGINES****STARTER SYSTEM PARTS**

YEAR	MODEL/ENGINE	Unit No./Description	Starter Solenoid	Brush Set	Bushing D.E.
55-51	Master 6 Meteor (Herc. QXC) ....	MCL-6004 ....	SS-544A	EX-16B	X-4258
55-51	Jr. 4, Jr. 4 Special, Midget ....	MZ-4040 ....	.....	EX-16B	.....
48	Twin ....	MZ-4063 ....	.....	EX-16B	.....
47-40	Master 6, Meteor Special, Rocket 6 ....	MAJ-4046, 48 ....	SS-544A	.....	.....
47-38	Jr. 4, Jr. Special, Midget 4 ....	MZ-4040 ....	.....	EX-16B	.....
44-37	Master 8 ....	MAS-4004 ....	SS-547	EX-87	.....
39-37	Master 6, Meteor, Meteor Special ....	MAJ-4046, 48 ....	SS-544A	.....	X-4258
39-36	Rocket 6 ....	MAJ-4046 ....	SS-544A	.....	X-4258

# Distributor & D.I.S. Unit Parts

**BUFFALO**

## INBOARD ENGINES

### DISTRIBUTOR PARTS

YEAR	MODEL/ENGINE	Unit No./Description	Point Set	Condenser	Rotor	Cap
47-40	RR-RAB	1110117	DR-2227XP	DR-50X	DR-158	DR-413
47-40	RR-RAB	4061, 1111203	DR-1823	.....	.....	.....
47-40	RR-RAB	1111522	DR-2227XP	DR-50X	DR-158	DR-405
47-40	RR-RAB	4200, 1111521	DR-1823	.....	.....	.....

### IGNITION COIL

YEAR	MODEL/ENGINE	Ign. Coil
47-40	RR-RAB	UC-15X

# Charging System Unit Parts

**CATERPILLAR**

## INBOARD ENGINES

### CHARGING SYSTEM PARTS

YEAR	MODEL/ENGINE	Unit No./Description	Volt. Reg.	Diode(P)/Trio	Diode(N)/Rectifier	Brush Set
<b>w/ Alternator</b>						
75-69	45 Amp. -24 Volt	1117226	VR-168	.....	.....	.....
74-67	45 Amp. -24 Volt	1117772	VR-135	D-1P	D-1N	.....
	-30 Volt	1117773	VR-402	D-1P	D-1N	.....
	-32 Volt	1117773	VR-195	D-1P	D-1N	.....
	60 Amp. -30 Volt	1117074	VR-402	.....	.....	.....
74-66	60 Amp. -32 Volt	1117074,098	VR-195	.....	.....	.....
74-64	60 Amp. -24 Volt	1117072	VR-135	.....	.....	.....
66-64	60 Amp. -12 Volt	1117070	VR-119	.....	.....	.....
<b>w/ Generator</b>						
71-64	15 Amp. -24 Volt	1105236	.....	.....	.....	RX-63
	18 Amp. -24 Volt,32 Volt	1105214,221	.....	.....	.....	RX-59
68-64	14 Amp. -12 Volt	1105148,153	.....	.....	.....	RX-59
	15 Amp. -32 Volt	1106863,864	.....	.....	.....	RX-56T
	24 Amp. -12 Volt	1105156	.....	.....	.....	RX-63

# Starter Unit Parts

## INBOARD ENGINES

### STARTER SYSTEM PARTS

YEAR	MODEL/ENGINE	Unit No./Description	Drive or Clutch	Solenoid or Switch	Brush Set	Bushing D.E
75-69	12 Volt -C.C.W. Rotation	1114155	.....	SS-216	RX-69A	X-5407
	-C.W. Rotation	1114158, 160	SDN-144	SS-216	RX-69A	X-5407
	24 Volt- w/o Auto Start & Stop-D348	1113976	SDN-67	SS-215	RX-69A	X-5407
75-67	24 Volt- w/ Auto Start & Stop	1113771, 946	.....	.....	RX-55	.....
	-D330C, 333C, 336, 344, 348 -D342, 343, 346, 353, 379, 399	1109953	.....	.....	D-115	.....
74-67	24 Volt- w/Auto Start & Stop	1113969	SDN-144	SS-215	RX-69A	X-5407
	-D330C, 333C, 336, 344, 348 -D342, 343, 346	1109755, 759	SDN-67	SS-215	D-115	X-5407
	32 Volt-w/o Auto Start & Stop	1109625, 627	.....	.....	.....	X-5407
68-67	-398, 399 -C.C.W. Rotation	1109625, 627	SDN-67	.....	.....	X-5407
	-C.W. Rotation	1113945	.....	.....	RX-69A	X-5407
	-D336	.....	.....	.....	.....	.....
	32 Volt -w/Auto Starter & Stop	1109976	.....	.....	D-115	.....
66	-D353, 379, 398, 399	1113942	.....	SS-215	RX-69A	X-5407
	24 Volt-D336	1109961	SDN-67	SS-215	.....	X-5407
	-D342	1113945	.....	.....	RX-69A	X-5407
	32 Volt-D336	1109963, 974	SDN-67	.....	.....	X-5407

# Distributor & D.I.S. Unit Parts CHEVROLET MARINE ENGINES

## INBOARD ENGINES

### DISTRIBUTOR PARTS

YEAR	MODEL/ENGINE	Unit No./Description	Point Set	Condenser	Rotor	Cap
79-76	305,350,454 Eng. ....	IBM-7011,C,D .....	AL-5677XM	AL-118 <sup>6</sup>	AL-153	AL-483 <sup>7</sup>
		IBM-7011A .....	AL-5677XM	AL-118 <sup>6</sup>	.....	AL-483 <sup>7</sup>
		IBM-7011B .....	.....	AL-118 <sup>6</sup>	.....	AL-483 <sup>7</sup>
		IBM-7013,C,D,IBM-7013A,E .....	AL-5677XM	AL-118 <sup>6</sup>	AL-183	AL-488
		IBM-7013B .....	.....	AL-118 <sup>6</sup>	AL-183	AL-488

# Distributor & D.I.S. Unit Parts

# CHRIS-CRAFT

## INBOARD ENGINES

### DISTRIBUTOR PARTS

YEAR	MODEL/ENGINE	Unit No./Description	Point Set	Condenser	Rotor	Cap	Conversion Kit
<b>4 C linder</b>							
79-75	FL181,153 .....	Delco .....	DR-2240X	MY-100	DR-314X	DR-437	.....
68-63	A,B -w/Hercules Eng. ....	IAY-4028 .....	AL-5661X	AL-63	AL-64	AL-65	.....
	A,B,BR,BR3 .....	IAY-4010 .....	AL-4556XP	AL-118X	AL-150	AL-134	.....
62-46	B,BR,BR3 .....	IAY-4010 .....	AL-4556XP	AL-118X	AL-150	AL-134	.....
		IGW-4152,C .....	AL-5661X	AL-63	AL-102	AL-25	.....
<b>6 C linder</b>							
71-67	225B,225BVC .....	1110342 .....	DR-2270XP	DR-60X	DR-313	.....	.....
63-47	K,KL,KLO,KO,R,S,SO,W,WO .....	IAY-4009 .....	AL-4556XP	AL-106X	AL-150	AL-132	.....
	W,WO .....	IGC-4279B .....	AL-5661X	AL-118X <sup>6</sup>	.....	.....	.....
63-40	A,B,K,L,M -w/Hercules Eng. ....	IGW-4023,4149C .....	AL-5661X	AL-63	AL-102	AL-92	.....
60-47	M,ML,MLO,MO .....	IAY-4009 .....	AL-4556XP	AL-106X	AL-150	AL-132	.....
46	K,KA,KLO,KO .....	IAY-4009 .....	AL-4556XP	AL-106X	AL-150	AL-132	.....
<b>8 C linder</b>							
79	All .....	IBM-7011 .....	AL-5677XM	AL-118X <sup>6</sup>	AL-153	AL-483 <sup>7</sup>	LX-804
71-63	283F,327F -Corvette Eng. ....	IBM-4115,16 .....	AL-5677XM	AL-118X <sup>6</sup>	AL-159	AL-145	.....
71-59	427,430,431 -12 Volt .....	YD372A,B,C,D,C2,D,D2,E,F2 ..	MY-201XP	MY-100	MY-302	MY-407	.....
		YL502A2,B2 .....	MY-201XP	MY-100	MY-302	MY-407	.....
67-58	283F,283-0 -Corvette Eng. ....	1110630 .....	DR-2236XP	DR-60X	DR-309	DR-427	.....
		IBB-4109A;4201A,B .....	AL-5677XM	AL-118X <sup>6</sup>	AL-99	AL-131	LX-802
		IBB-4301A,B .....	AL-5677XM	AL-118X <sup>6</sup>	AL-153	AL-483 <sup>7</sup>	LX-804

### IGNITION COILS & RESISTORS

YEAR	MODEL/ENGINE	Ign. Coil	Resistor
79	12 Volt -w/ External Resistor .....	UC-12X	RU-26
	-w/o External Resistor .....	UC-15X	.....
71-67	12 Volt -225B ,BVC -w/External Resistor .....	UC-12X	RU-26
68-47	12 Volt -w/ External Resistor .....	UC-12X	RU-26
		UC-15X	.....

# Charging System Unit Parts

## INBOARD ENGINES

### CHARGING SYSTEM PARTS

YEAR	MODEL/ENGINE	Unit No./Description	Volt. Reg.	Brush Set	Bushing
78-67	283,F,O;307,327,F;350,454 -12 Volt .....	ALE-6207AY,Y,YS;ALE-6221AY,Y,YS .....	VR-113	.....	.....
78-61	283,F,O;307,327,F,Q;427,F,430,H;430-0,H0 -12 Volt ..	ALE-5203 .....	VR-408	.....	.....
		ALE-5204 .....	VR-128	.....	.....
		ALD-5006; ALE-5202,B,Y .....	VR-107	.....	.....
66-56	283,F,O;307,327,F,Q;430,H,430-0,-H0 -12 Volt .....	GHW-4803,04 .....	.....	EX-57	X-4347
66-53	W,WO -12 Volt .....	GEG .....	.....	EX-59	.....
66-47	K,KR,KRO,KS,KSO -6 Volt .....	GHW-4803,04 .....	.....	EX-57	X-4347
		K,KR,KRO,KS,KSO,KO,M,ML,MLO,MO -12 Volt .....	GEO-4801,02 .....	CO-107	.....
66-46	K,KR,KRO,KS,KSO,KO,M,ML,MLO,MO,W,WO -6 Volt ..	-12 Volt ..	GDB .....	.....	X-4278
			GFW .....	.....	.....
			GEG .....	.....	EX-59
			GAS .....	CO-107	.....
			GEO-4807 .....	CO-107	.....

(continued on next page)

<sup>6</sup> AL-111X ma also be used. <sup>7</sup> Use AL-483G for cap gasket.

# Charging System Unit Parts (Cont'd) CHRIS-CRAFT (Cont'd)

## INBOARD ENGINES (Cont'd)

### CHARGING SYSTEM PARTS (Cont'd)

YEAR	MODEL/ENGINE	Unit No./Description	Volt. Reg.	Brush Set	Bushing
66-46	A,B,BR,BR3 -12 Volt	GHW-4803,04	.....	EX-57	X-4347
65-61	430GH,HO -12 Volt	GHW-4807,08	.....	EX-57	.....
63-58	283 -Corvette/Lincoln Eng. -12 Volt	1102178,179	.....	RX-63	.....
		GHW-4807,08	.....	EX-57	.....
		GKE-7301,02	.....	EX-74	.....
54-47	W,WO -12 Volt	GHW-4803,04	.....	EX-57	X-4347
51-47	K,KR,KRO,KS,KSO -6 Volt	GEG	.....	EX-59	.....

## Starter Unit Parts

### INBOARD ENGINES

### STARTER SYSTEM PARTS

YEAR	MODEL/ENGINE	Unit No./Description	Drive or Clutch	Solenoid or Switch	Brush Set	Bushing D.E	Bushing C.E.
79	All -12 Volt	MDY-7045,A	SDN-60	SS-547A <sup>2</sup>	EX-85	X-4427	.....
78-76	327,F;350,454 -12 Volt	1108366	SDN-1A	SS-200X	RX-60	X-4349	X-4349
		1108417	.....	SS-200X	RX-60	X-4349	X-4349
78-67	283,F,305,307 -12 Volt	MDU,MDY,MHA	SDN-60	SS-547A <sup>2</sup>	EX-85	X-4427	.....
	283,F;307 -12 Volt	MHA-7005,7010	SDN-60	SS-547A <sup>2</sup>	EX-85	X-4427	.....
		MHA-7006,7009,7012,7013	.....	SS-547A <sup>2</sup>	EX-85	X-4427	.....
78-61	283,F;307,327,F,Q;427,F,430,H; 430-O,HO -12 Volt	MDY-6006,6007,7019	.....	SS-547A <sup>2</sup>	EX-85	X-4427	.....
		MDU-7022,7033,7035	.....	SS-547A <sup>2</sup>	EX-85	X-4427	.....
		MDU-7032,7034	SDN-60	SS-547A <sup>2</sup>	EX-85	X-4427	.....
	327,F,Q;427,F,430,H;430-O,HO -12 Volt	MHA-7005,7010	SDN-60	SS-547A <sup>2</sup>	EX-85	X-4427	.....
		MHA-7006,7009,7012,7013	.....	SS-547A <sup>2</sup>	EX-85	X-4427	.....
74-67	327,F;350,454 -12 Volt	1108366	SDN-1A	SS-200X	RX-60	X-4349	X-4349
		1108417	.....	SS-200X	RX-60	X-4349	X-4349
66-56	K,KR,KRO,KS,KSO -6 Volt	MCL	SDN-144	SS-544A <sup>20</sup>	EX-16B	X-4258	.....
	-12 Volt	ML-4324,4345	SDN-13	SS-544A <sup>20</sup>	.....	X-4258	.....
		MAS-4008,09	.....	.....	.....	X-4258	.....
		MAS-4011,12	.....	SS-547A <sup>2</sup>	.....	X-4258	.....
		MAU-4034	.....	.....	.....	X-4258	X-4258
		MAU-4035	SDN-17	.....	.....	X-4258	X-4258
		MBG-4007	SDN-17	.....	EX-16B	X-4258	.....
		MBG-4106	SDN-13	.....	EX-16B	X-4258	.....
		MDL	SDN-144	.....	EX-80	.....	.....
66-47	KO,M,ML,MLO,MO,W,WO -6 Volt	MCL	SDN-144	SS-544A <sup>20</sup>	EX-16B	X-4258	.....
	-12 Volt	ML-4324,4345	SDN-13	SS-544A <sup>20</sup>	.....	X-4258	.....
		MAS-4008,09	.....	.....	.....	X-4258	.....
		MAS-4011,12	.....	SS-547A <sup>2</sup>	.....	X-4258	.....
		MAU-4034	.....	.....	.....	X-4258	X-4258
		MAU-4035	SDN-17	.....	.....	X-4258	X-4258
		MBG-4007	SDN-17	.....	EX-16B	X-4258	.....
		MBG-4106	SDN-13	.....	EX-16B	X-4258	.....
		MDL	SDN-144	.....	EX-80	.....	.....
66-46	A,B,BR,BR3 -6 Volt	MZ-4106A	.....	SS-544A <sup>20</sup>	EX-16B	X-4264	.....
65-61	283,F;307 -12 Volt	MHA-7005,7010	SDN-60	SS-547A <sup>2</sup>	EX-85	X-4427	.....
		MHA-7006,7009,7012,7013	.....	SS-547A <sup>2</sup>	EX-85	X-4427	.....
	430H,HO -12 Volt	MDL-6007	.....	SS-544A <sup>2</sup>	EX-80	X-4427	.....
63-58	283 -Corvette/Lincoln Eng. -12 Volt	MDU-7015, 18,	SDN-60	.....	EX-85	X-4427	.....
		MDY-60018, P,19,A,22,07,08	.....	SS-203	EX-85	X-4427	.....
59-49	W Series -w/Hercules Eng.	MAS-4109,ML,4325,46, ML-4324,45	SDN-17	SS-547	.....	X-4258	.....
54-47	K,KR,KRO,KS,KSO -6 Volt	MCL	SDN-144	SS-544A <sup>20</sup>	EX-16B	X-4258	.....
	-12 Volt	ML-4324,4345	SDN-13	SS-544A <sup>20</sup>	.....	X-4258	.....
		MAS-4008,09	.....	.....	.....	X-4258	.....
		MAS-4011,12	.....	SS-547A <sup>2</sup>	.....	X-4258	.....
		MAU-4034	.....	.....	.....	X-4258	X-4258
		MAU-4035	SDN-17	.....	.....	X-4258	X-4258
		MBG-4007	SDN-17	.....	EX-16B	X-4258	.....

(continued on next page)

<sup>2</sup>SS-547 (Push Button T pe) or SS-597 (Flat Mounting Bracket ) ma also be used.

<sup>20</sup>SS-544 (Push Button T pe) ma also be used.

# Starter Unit Parts (Cont'd)

# CHRIS-CRAFT (Cont'd)

## INBOARD ENGINES (Cont'd)

### STARTER SYSTEM PARTS (Cont'd)

YEAR	MODEL/ENGINE	Unit No./Description	Drive or Clutch	Solenoid or Switch	Brush Set	Bushing D.E	Bushing C.E.
54-47		MBG-4106 .....	SDN-13	.....	EX-16B	X-4258	.....
		MDL .....	SDN-144	.....	EX-80	.....	.....

## Distributor & D.I.S. Unit Parts

## CHRYSLER I/O

### INBOARD ENGINES

#### DISTRIBUTOR PARTS-ELECTRONIC IGN.

YEAR	MODEL/ENGINE	Unit No./Description	Module	Pick-Up Assy.	Pick-Up	Reluctor	Rotor	Cap
79	318,340,360,440 Eng. ....	IDH-7001,S .....	LX-101	LX-102	.....	LX-104	AL-153	AL-483 <sup>7</sup>

#### DISTRIBUTOR PARTS-BREAKER POINT IGN

YEAR	MODEL/ENGINE	Unit No./Description	Point Set	Condenser	Rotor	Cap
<b>6 C linder</b>						
77-73	M225X .....	IBR-7002,A,AS,S .....	AL-4556XP	AL-118X <sup>6</sup>	AL-98	AL-130
72	M225X .....	IBR-4205,A,AS .....	AL-4556XP	AL-118X <sup>6</sup>	AL-98	AL-130
72-69	M225X .....	IBR-4205,A,AS .....	CH-14XV	AL-118X <sup>6</sup>	CH-303X	CH-410X
70	M265X .....	IAO-4114-1M .....	AL-4556XP	AL-118X <sup>6</sup>	AL-98	AL-130
65-61	M170,225,MH225 .....	2098748;2444430 .....	CH-14XV	AL-118X <sup>6</sup>	CH-303X	.....
62-55	M36,M46,(ACE),M46-3,4,M49,M47(CROWN) .....	IAO-4109-1M,4113-1M .....	AL-4556XP	AL-118X <sup>6</sup>	AL-98	AL-130
60-49	M36,M37,M47 (Crown) .....	IAL-4004-1M;IGC-4510-1M .....	AL-4556XP	AL-118X <sup>6</sup>	AL-98	.....
<b>8 C linder</b>						
79-71	M273,ML318,ML340,ML440 .....	IBM-7001,7002,IBM-7003B,BS; 7004AS,B,BS .....	AL-5677XM	AL-118X <sup>6</sup>	AL-153	AL-483 <sup>7</sup>
76	M318 .....	3675979 .....	AL-5677XM	AL-118X <sup>6</sup>	AL-153	.....
73	IBB-7003,S .....	All .....	AL-5677XM	AL-118X <sup>6</sup>	AL-153	AL-483 <sup>7</sup>
72-60	M80,M81,M273,A,B,C,X,M318A,B,C,X;M383,B, X,M413,B,D,E,M426 Hemi,M426,B,D,X .....	IBM-4106; 4108,A,B,C; 4109,A .....	AL-5677XM	AL-118X <sup>6</sup>	AL-153	AL-483 <sup>7</sup>
	M250,260,273X,M283,B,X,M300; 318A,B,C,X,M335;M413,B,D,E,M426B,D,X; M440X,M80,80A,200,225 .....	IBM-4108B,C,9A .....	AL-5677XM	AL-118X <sup>6</sup>	AL-153	AL-483 <sup>7</sup>
71	M273,M318 .....	IBM-4122 .....	AL-5677XM	AL-118X <sup>6</sup>	AL-153	AL-483 <sup>7</sup>
70	M440X .....	IBM-4205 .....	AL-5677XM	AL-118X <sup>6</sup>	AL-153	AL-483 <sup>7</sup>
66-65	M318X .....	IBM-4120,S .....	AL-5677XM	AL-118X <sup>6</sup>	AL-159	AL-145

#### IGNITION COILS & RESISTORS

YEAR	MODEL/ENGINE	Ign. Coil	Resistor
79-78	12 Volt -w/ External Resistor -2 Prong .....	UC-12X	RU-26
79-49	12 Volt -w/o External Resistor .....	UC-15X	.....
79-47	12 Volt -w/ External Resistor -4 Prong .....	UC-12X	RU-12

## Charging System Unit Parts

### INBOARD ENGINES

#### CHARGING SYSTEM PARTS

YEAR	MODEL/ENGINE	Unit No./Description	Volt. Reg.	Brush Set	Bushing
79-70	M80A,81,115,LM318X,340X,M170A,200,M225,A,X, M250,M251X,260,265X,M273X,300,M318X,LM318X, M318A,B .....	ANE-5201S;5202S,YS .....	VR-128	.....	.....
	M246B,D,X,M413,B,D,E,X,M440,X -12 Volt .....	ANA-6201,6220 .....	VR-101	.....	.....
77-72	225,318X;340,X,400,440 -12 Volt .....	3527502 .....	VR-128	EX-93	.....
70-67	M251,M256 -12 Volt .....	ALK-6208,P;ANA-6201 .....	VR-101	.....	.....
70-61	LM318,B,LM318A,B,C,M225,M273,A,B,M383,B,X, M413,E,M426 Hemi,M426,B,D,X,MH225(Opt.) -12 Volt .....	2095857;2642880,895 .....	VR-101	EX-87	.....
		2095860(Field Relay) .....	MR-10	EX-87	.....
	M170,A;M225,A,X,M473 -12 Volt .....	GJU-7501,7502 .....	.....	EX-74	.....
70-59	M80A,81,M318A,B,C,M413,D,E,X -12 Volt .....	GEF-5003,5004,GHW-4809,4810 .....	.....	EX-74	X-4347
		GJU-7501,7502 .....	.....	EX-74	.....
68-61	M46-4(Ace) ,M47-4(Crown) -6 Volt,12 Volt .....	GJU-7501,7502 .....	.....	EX-74	.....

(continued on next page)

<sup>6</sup> AL-111X ma also be used. <sup>7</sup> Use AL-483G for cap gasket.

# Charging System Unit Parts (Cont'd) CHRYSLER I/O (Cont'd)

## INBOARD ENGINES (Cont'd)

### CHARGING SYSTEM PARTS (Cont'd)

YEAR	MODEL/ENGINE	Unit No./Description	Volt. Reg.	Brush Set	Bushing
65-61	M273,X;M318 -12 Volt	2095857	VR-101	EX-87	.....
60-55	M44,M45,M46(Ace),M47(Crown),M49 -6 Volt	GHR-4801,4802NM	VR-11	EX-57	X-4347
		GHU Series	.....	EX-57	X-4347
	-6 Volt,12 Volt	GGZ-6001DM	.....	EX-57	X-4347
		GHF-6001AM,BM	.....	.....	X-4347
	-12 Volt	GEF-4903,4904M	.....	EX-57	X-4278
		GHW Series,GHX-4803,4804	.....	EX-74	X-4347
		GHX-4801,4802NM	.....	EX-57	X-4347

## Starter Unit Parts

### INBOARD ENGINES

#### STARTER DRIVE or CLUTCH

YEAR	MODEL/ENGINE	Unit No./Description	Drive or Clutch
<b>Chrysler Equipped</b>			
77-69	225,265,273,318,340,360,383,413,426,440 -Paragon or Warner Drive	2095393	SDN-51
77-68	225,265,273,318,340,360,383,413,426,440 -X-Dana,Paragon or Warner Drive -C.W.Rotation	2875928	SDN-60
75-72	225,265,273,318,340,360,383,413,426,440 -Dana or Volvo Drive	3755900	SDN-21
73-66	225,265,273,318,340,360,383,413,426,440 -C.C.W. Rotation	2874660	SDN-21
67-66	225,265,273,318,340,360,383,413,426,440 -X-Dana,Paragon or Warner Drive -C.W.Rotation	2874660	SDN-60
<b>Prestolite Equipped</b>			
79-59	LM318X,340X;M170A,200;M225,M225A;M251X,260,M265X,300;M318A,M318B,C,X;M375;M413B,D,E,X;M426B,D,X	MDT-7001,21;MDU-7001 MDT-7002	SDN-60 SDN-51
79	M79,A;M79,155 -X-Dana,Paragon or Warner Drive -C.W.Rotation	MDT-7001,21;MDU-7001 MDT-7002	SDN-60 SDN-51
78-71	M80,A;M81,155 -X-Dana,Paragon or Warner Drive -C.W.Rotation	MDT-7001,21;MDU-7001 MDT-7002	SDN-60 SDN-51
70	M80,A;M80,155 -X-Dana,Paragon or Warner Drive -C.W.Rotation	MDT-7001,21;MDU-7001 MDT-7002	SDN-60 SDN-51
69	M79,A;M79,155 -X-Dana,Paragon or Warner Drive -C.W.Rotation	MDT-7001,21;MDU-7001 MDT-7002	SDN-60 SDN-51
68-61	M80,A;M81,155 -X-Dana,Paragon or Warner Drive -C.W.Rotation	MDT-7001,21;MDU-7001 MDT-7002	SDN-60 SDN-51
60	M80,A;M80,155 -X-Dana,Paragon or Warner Drive -C.W.Rotation	MDT-7001,21;MDU-7001 MDT-7002	SDN-60 SDN-51
59	M79,A;M79,155 -X-Dana,Paragon or Warner Drive -C.W.Rotation	MDT-7001,21;MDU-7001	SDN-60

#### STARTER SYSTEM PARTS

YEAR	MODEL/ENGINE	Unit No./Description	Starter Solenoid	Brush Set	Bushing D.E.
79-60	M80A, 81, 115, 155, 170A, 200, 225, 250, 251X, 260, 265X, 273X, 300, M318, A, B, C, X; LM318X; M335, LM340X, M375, M383BX, M413, B, D, E, X; M440, X	2875660;2095150 3755900 MCL-6115 MDT-6003,6010 MDT-6010,6011 MDT-7001,7010,MDT-7021, 7022 MDT-7002,7014 MDU-7001	..... SBA-3 ..... SS-607 SS-547A <sup>2</sup> ..... SS-547A SS-566	CX-4 CX-4 EX-18T EX-80 EX-80 EX-85 EX-85 EX-85	X-4427 X-4427 X-4264 X-4427 X-4258 X-4427 X-5255 X-4427
71-60	M26, 28, 36,37,38,44,44-3, M45 (Imperial), M45-3; 46, 46-3, 46-4(Ace); 47, M47, 47-4(Crown); M48(Royal); M49	MCL-6020,M MCL-6115 MDT-6010,6011 MDU-7013	..... ..... SS-547A <sup>2</sup> .....	EX-18T EX-18T EX-80 EX-85	X-4258 X-4264 X-4258 .....
71-55	M26, 27, 28, 36,37,38,44,44-3, M45 (Imperial), M45-3; 46, 46-3, 46-4(Ace); 47, M47, 47-4(Crown); M48(Royal); M49	MCL-6102,2M;6107, 6127;6128, M	.....	EX-18T	X-4264

(continued on next page)

<sup>2</sup>SS-547 (Push Button T pe) or SS-597 (Flat Mounting Bracket ) ma also be used.

## Starter Unit Parts (Cont'd)

## CHRYSLER I/O (Cont'd)

### INBOARD ENGINES (Cont'd)

#### STARTER SYSTEM PARTS (Cont'd)

YEAR	MODEL/ENGINE	Unit No./Description	Starter Solenoid	Brush Set	Bushing D.E.
69-61	M225, MH226(Opt.); M273, A, B; LM318, LM318B; M318A, B, LM318C; M383, B, X; M413, E, M426 Hemi, M426, B, D, X -6, 12 Volt .....	1779955 .....	SS-566	EX-80	X-4427
		2095150 .....	SS-566	CX-4	X-4427
		2095393,509 .....	SS-566	EX-85	X-4427
		MDT-7001,7010 .....	SS-607	EX-85	X-4427
		MDT-7002,7014 .....	SS-607	EX-85	.....

## Distributor & D.I.S. Unit Parts CRUSADER (THERMO ELECTRON)

### INBOARD ENGINES

#### DISTRIBUTOR PARTS

YEAR	MODEL/ENGINE	Unit No./Description	Point Set	Condenser	Rotor	Cap	Conversion Kit
	<b>4 C linder</b>						
75-71	PH45, IH60, M60, PH134 .....	IAY-4010A .....	AL-4556XP	AL-118X <sup>6</sup>	AL-150	AL-134	.....
69-61	153 .....	YL-486C,D .....	MY-201XP	MY-100	AL-150	AL-134	.....
	<b>6 C linder</b>						
69-61	230, 292 .....	YL-486A,B .....	MY-201XP	MY-100	AL-150	AL-132	.....
	<b>8 C linder</b>						
79-77	305,350,454 Eng. ....	IBM-7011,D .....	AL-5677XM	AL-118X <sup>6</sup>	AL-153	AL-483 <sup>7</sup>	.....
		IBM-7013 .....	AL-5677XM	AL-118X <sup>6</sup>	AL-183	AL-488	LX-805
78-75	302 -Ford Eng. ....	IBM-7007,A .....	AL-5677XM	AL-118X <sup>6</sup>	AL-153	AL-483 <sup>7</sup>	.....
75-71	302,351 -Ford Eng. ....	Ford/Motorcraft .....	FD-8182XV <sup>5</sup>	FD-75X	FD-311X	FD-129X	.....
71-65	283,327,409,427 .....	1111161 .....	DR-2270XP <sup>8</sup>	DR-70X	DR-311X	DR-466	.....
69-61	170,220,225HP .....	ZD345A,B .....	MY-201XP	MY-102	AL-99	MY-406	LX-802
	185,220,230 .....	YL431A,ZD431 .....	MY-201XP	MY-100	MY-302	MY-407	.....
	283,327,348 .....	YL487A .....	MY-201XP	MY-100	AL-99	MY-406	LX-802
	283,327,409 Chev. Eng. -12 Volt ....	IBM-4110 .....	AL-5677XM	AL-118X <sup>6</sup>	AL-159	AL-145	.....

#### IGNITION COILS & RESISTORS

MODEL/ENGINE	Ign. Coil	Resistor
All -12 Volt -w/ 2 Prong Ext. Resistor .....	UC-12X	RU-26
All- 12 Volt -w/o External Resistor .....	UC-15X	.....

## Charging System Unit Parts

### INBOARD ENGINES

#### CHARGING SYSTEM PARTS

YEAR	MODEL/ENGINE	Unit No./Description	Volt. Reg.
75-66	190,220,250,320 -Conqueror .....	ALE-5204,S .....	VR-128
75-61	150,165,185,190,230,250,280,320 -12 Volt .....	ALD-5002,S .....	VR-101
		ALE-5202,S;ALF-5201-1,A-1,S;ALK-6204A .....	VR-107

## Starter Unit Parts

### INBOARD ENGINES

#### STARTER SYSTEM PARTS

YEAR	MODEL/ENGINE	Unit No./Description	Drive or Clutch	Solenoid or Switch	Brush Set	Bushing D.E
79-72	12 Volt .....	96077,96078 .....	.....	SS-200X	RX-60	.....
79-75	12 Volt .....	MEO-7004,05 .....	.....	SS-547A <sup>2</sup>	EX-85	X-4427
75-60	12 Volt .....	1107710 .....	SDN-7	SS-200X	RX-60	X-4349
		1107754,63 .....	.....	SS-200X	RX-60	X-4349
		1107889 .....	SDN-1A	SS-200X	RX-60	X-4349
		42031,420036 .....	.....	SS-200X	RX-60	.....
		MDU-7015 .....	SDN-60	SS-547A <sup>2</sup>	EX-85	X-4427
		MDU-7016 .....	.....	SS-547A <sup>2</sup>	EX-85	X-4427

<sup>2</sup>SS-547 (Push Button Type) or SS-597 (Flat Mounting Bracket) may also be used. <sup>5</sup>For Hi-Performance use FD-8285XV. <sup>6</sup>AL-111X may also be used.

<sup>7</sup>Use AL-483C for cap gasket. <sup>8</sup>For high RPM engines use DR-2371XP; for Point set & Condenser use DR-3575CX.



# Distributor & D.I.S. Unit Parts DEARBORN (EATON MARINE)

## INBOARD ENGINES

### DISTRIBUTOR PARTS

YEAR	MODEL/ENGINE	Unit No./Description	Point Set	Condenser	Rotor	Cap
69-66	8 Cyl. -165,200,210 -Ford Eng. -Ford	6062,63	FD-8183XV	FD-77X	FD-311X	.....
69-65	8 Cyl.-427 -Mallory	YL494A-2,B2	MY-201XP	MY-100	AL-99	MY-406
69-60	8 Cyl. -221,260,262,272,289,292,312,352,390 -Mallory	YL350A,YL362A,B,C,D;YL519A,B YL387A;YL455A,B	MY-201XP MY-201XP	MY-100 MY-100	MY-302 AL-99	MY-407 MY-406
69-60	6 Cyl. 144-170 -Mallory	YL-414D,E,436A	MY-201XP	MY-100	AL-150	AL-132
60-58	8 Cyl. All -Mallory	YD-350A	MY-201XP	MY-100	MY-302	MY-407
59-56	8 Cyl. -Interceptor 125 -125,145,165,185,215 -Prestolite	IBL-4001A	AL-5677XM	AL-118X <sup>6</sup>	AL-99	AL-131

### IGNITION COILS & RESISTORS

YEAR	MODEL/ENGINE	Ign. Coil	Resistor
69-65	All -w/ 2 Prong external resistor	UC-12X	RU-26

## Charging System Unit Parts

### INBOARD ENGINES

### CHARGING SYSTEM PARTS

YEAR	MODEL/ENGINE	Unit No./Description	Volt. Reg.	Brush Set	Bushing
69-65	221,250,260,285,289,300,352,390,427 -12 Volt	1002011,12;1006527 1018700	VR-166X VR-166X	EX-93 .....	..... .....
62	144,170,221,256,312,352,390 -12 Volt	ALD-5002 ALF-5201S	VR-101 VR-107	..... .....	..... .....
61	135,144,150,165,170,185,215 -12 Volt	GJM-7301S,2S	.....	EX-74	.....
59-55	Interceptor -125 ,145 ,150 ,165 ,185 ,215	GEF-4815MA,4819D	.....	EX-57	X-4278

## Starter Unit Parts

### INBOARD ENGINES

### STARTER SYSTEM PARTS

YEAR	MODEL/ENGINE	Unit No./Description	Starter Solenoid	Brush Set	Bushing D.E.
69-65	All	1001919,920; 1002202,203	SS-566	FX-40	.....
69-60	All	MDU-7105S,7109S;MDU-7110RHS,7111LHS	SS-203	EX-85	X-4427

## Distributor & D.I.S. Unit Parts

## EAST HOPE

### INBOARD ENGINES

### DISTRIBUTOR PARTS

YEAR	MODEL/ENGINE	Unit No./Description	Point Set	Condenser	Rotor	Cap
52-38	20HP,30HP	IGW-4052	AL-5661X	AL-118X	AL-102	.....
51-41	36-45HP,40-60HP	IGW-4050	AL-5661X	AL-118X	AL-64	AL-65
51-37	8-12HP,10-14HP,15-18HP	IGW-4203	.....	AL-118X	AL-102	AL-92

### IGNITION COIL

YEAR	MODEL/ENGINE	Ign. Coil
52-87	All	UC-14X

## Charging System Unit Parts

### INBOARD ENGINES

### CHARGING SYSTEM PARTS

YEAR	MODEL/ENGINE	Unit No./Description	Volt. Reg.	Brush Set	Bushing
52-37	ALL	GDZ-4819CM	.....	EX-57	X-4278

<sup>6</sup> AL-111X ma also be used.

## Starter Unit Parts

## EAST HOPE (Cont'd)

### INBOARD ENGINES

#### STARTER SYSTEM PARTS

YEAR	MODEL/ENGINE	Unit No./Description	Starter Solenoid	Brush Set	Bushing D.E.
52-37	All	MAX-4065	.....	EX-37	X-4258
52-37	All	ML-4305	SS-549	.....	X-4258

## Distributor & D.I.S. Unit Parts

## FAGEOL

### INBOARD ENGINES

#### DISTRIBUTOR PARTS

YEAR	MODEL/ENGINE	Unit No./Description	Point Set	Condenser	Rotor	Cap
<b>4 C linder</b>						
58-57	88 V.I.P.	IGW-4401	AL-5661X	AL-63	AL-102	AL-25
58-56	44 V.I.P.	IGW-4198	AL-5661X	AL-63	AL-102	.....
		IGW-4401	AL-5661X	AL-63	AL-102	AL-25
50-49	FM-200	1111552,553	DR-2227XP	DR-50X	DR-158	DR-413

#### IGNITION COILS & RESISTORS

YEAR	MODEL/ENGINE	Ign. Coil	Resistor
58-56	All -6 Volt	UC-14X	.....
	-12 Volt -w/o External Resistor	UC-15X	.....

## Charging System Unit Parts

### INBOARD ENGINES

#### CHARGING SYSTEM PARTS

YEAR	MODEL/ENGINE	Unit No./Description	Volt. Reg.	Brush Set	Bushing
58-57	88 V.I.P.	GJC-70073	VR-15	EX-74	.....
57-56	44 V.I.P.	GDZ-4806B	VR-2	EX-57	.....
50-49	FM-200	1102970,971,980	VR-20	RX-46	X-4242C

## Starter Unit Parts

### INBOARD ENGINES

#### STARTER SYSTEM PARTS

YEAR	MODEL/ENGINE	Unit No./Description	Starter Solenoid	Brush Set	Bushing D.E.
58-57	88 V.I.P.	MDF-6016	SS-202	.....	.....
57-56	44 V.I.P.	MDH-4002M	SS-571	.....	.....

## Distributor & D.I.S. Unit Parts

## FALCON

### INBOARD ENGINES

#### DISTRIBUTOR PARTS

YEAR	MODEL/ENGINE	Unit No./Description	Point Set	Condenser	Rotor	Cap
51-37	Herc. IX,ZXA,008	IGW-4022	AL-5661X	AL-63	AL-64	AL-65
50-48	Herc. JXC,JXD	IGC-6001C	AL-4556XP	AL-111X	AL-98	AL-96
50-46	Herc. ZXA	IGW-4120C-2	AL-5661X	AL-63	AL-102	AL-25
48-47	Herc. BXB	IGW-4122	AL-5661X	AL-63	AL-102	.....
46-39	Herc. JXC,JXD	IGC-4227C	AL-5661X	AL-111X	.....	.....
41-39	Herc. QXB,QXC-5	IGW-4114B	AL-5661X	AL-63	AL-102	AL-92

#### IGNITION COIL

YEAR	MODEL/ENGINE	Ign. Coil
51-37	All	UC-14X

# Charging System Unit Parts

FALCON (Cont'd)

## INBOARD ENGINES

### CHARGING SYSTEM PARTS

YEAR	MODEL/ENGINE	Unit No./Description	Volt. Reg.	Brush Set	Bushing
51-37	Herc. IX, ZXA, 00B	GAS-4120	CO-107	.....	.....

## Starter Unit Parts

## INBOARD ENGINES

### STARTER SYSTEM PARTS

YEAR	MODEL/ENGINE	Unit No./Description	Starter Solenoid	Brush Set	Bushing D.E.
51-37	Herc. 1X,ZXA,00B	MZ-4031A	SS-525	EX-16B	.....
51-37	Herc. 1X,ZXA,00B	MZ-4063	.....	EX-16B	.....
50-48	Herc. JXC,JXD	MAB-4085A	.....	.....	X-4258
50-46	Herc. ZXA	MZ-4063	.....	EX-16B	.....
48-47	Herc. BXB	MZ-4063	.....	EX-16B	.....
46-39	Herc. JXC,JXD	MAB-4094	SS-525	.....	X-4258
41-39	Herc. QXB, QXC-5	MZ-4063	.....	EX-16B	.....

## Distributor & D.I.S. Unit Parts

FLAGSHIP MARINE (OWENS)

## INBOARD ENGINES

### DISTRIBUTOR PARTS

YEAR	MODEL/ENGINE	Unit No./Description	Point Set	Condenser	Rotor	Cap
<b>4 C linder</b>						
58-54	4-66- Hercules IXB	IAY-4010A	AL-4556XP	AL-106X	AL-150	AL-134
54-53	4-66- Hercules Eng.	IGW-4152	AL-5661X	AL-63	DR-309	DR-427
<b>6 C linder</b>						
58-55	136- Hercules JXD,96- Hercules	IAY-4009A	AL-4556XP	AL-106X	AL-150	AL-132
58-54	Flagship 96,136	IGW-4149	AL-5661X	AL-63	AL-102	AL-92
54-48	100- Hercules	IGC-4810	AL-4556XP	AL-111X	AL-98	AL-141
53	136- Hercules	IGC-4149	AL-5661X	AL-63	AL-102	AL-92
50-48	85, 90	.....	FD-6768X	FD-71	.....	.....
.....	292 Eng.	YL-486A	MY-201XP	MY-100	AL-150	AL-132
<b>8 C linder</b>						
69-59	Corvette Conversion	1110935	DR-2236XP	DR-60X	DR-309	DR-427
68-59	283 Eng.	YL-356-AZ	MY-201XP	MY-100	MY-302	.....
.....	190, 350 Eng.	YL-356-A2	MY-201XP	MY-100	MY-302	.....
.....	427 Eng.	1111161	DR-2371XP	DR-70X	DR-311X	DR-429X

### IGNITION COILS & RESISTORS

YEAR	MODEL/ENGINE	Ign. Coil	Resistor
69-59	12 Volt -Corvette Conversion -w/ 2 prong resistor	UC-12X	RU-26
58-48	6 Volt	UC-14X	.....
	12 Volt -w/o Externat Resistor	UC-15X	.....

## Charging System Unit Parts

## INBOARD ENGINES

### CHARGING SYSTEM PARTS

YEAR	MODEL/ENGINE	Unit No./Description	Volt. Reg.	Brush Set	Bushing
78-77	All -12 Volt	ALK-6225YS	VR-113	.....	.....
76-73	All -12 Volt	ALK-6209Y	VR-113	.....	.....
73-67	292,307,327,350,427 Cu. In. -12 Volt	ALK-6209Y	VR-113	.....	.....
68	Flagship M8 ,427 Cu. In. -12 Volt	ALK-6209Y	VR-113	.....	.....
67-66	Flagship M8 ,427 Cu. In. -12 Volt	ALE-5201,02;ALF-5201;ALK-5202,Y	VR-107	.....	.....
65-62	Flagship M8 -12 Volt	ALE-5201,02;ALF-5201;ALK-5202,Y	VR-107	.....	.....
		ALE-5203	VR-408	.....	.....
64-62	Flagship M8 ,427 Cu. In. -12 Volt	ALE-5201,02;ALF-5201;ALK-5202,Y	VR-107	.....	.....
68-59	Corvette Conversion -12 Volt	1102118,1105119	.....	RX-63	.....
63-59	Flagship M8,283 -12 Volt	GJU-7301A,2A	.....	EX-74	.....
58-55	Flagship 96,136 -12 Volt	GDB-4806-2,2N;4807-2,2N	.....	.....	X-4278

(continued on next page)

## Charging System Unit Parts (Cont'd) FLAGSHIP MARINE (OWENS) (Cont'd)

### INBOARD ENGINES (Cont'd)

#### CHARGING SYSTEM PARTS (Cont'd)

YEAR	MODEL/ENGINE	Unit No./Description	Volt. Reg.	Brush Set	Bushing
58-55		GHW-4803,04	.....	EX-57	X-4347
58-53	Flagship 4-66,Hercules IXB -12 Volt	GEO-4807-3	CO-107	.....	X-4278
	Hercules -IXB4 -12 Volt	GAS-4168	CO-107	.....	.....
57-55	136 -Hercules JXD,96 -Hercules QX -12	GDB-4806-2,2N;4807-2,2N	.....	.....	X-4278
		GHW-4803,04	.....	EX-57	.....
54-48	Flagship 100,118 -6 Volt	GEG-4830-1	.....	EX-59	.....
		GEO-4805-3;4806-3,4803-1	CO-107	.....	.....

## Starter Unit Parts

### INBOARD ENGINES

#### STARTER SYSTEM PARTS

YEAR	MODEL/ENGINE	Unit No./Description	Drive or Clutch	Solenoid or Switch	Brush Set	Bushing D.E	Bushing C.E
78-73	All	MDT-7019	.....	SS-547A <sup>2</sup>	EX-85	X-4427	.....
76-73	All	MDT-7020	SDN-60	SS-547A <sup>2</sup>	EX-85	X-4427	.....
		MDU-6011,012	.....	.....	EX-80	X-4427	.....
73-67	292,307,327,350,427 Cu. In.	MDU-7015	SDN-60	SS-547A <sup>2</sup>	EX-85	X-4427	.....
		MDU-7016	.....	SS-547A <sup>2</sup>	EX-85	X-4427	.....
68	Flagship 96,136	MDU-6011,012	.....	.....	EX-80	X-4427	.....
68-62	Flagship M8,427 Cu. In.	MDU-7015,7037	SDN-60	SS-547A <sup>2</sup>	EX-85	.....	.....
67-62	Flagship M8,427 Cu. In.	MDU-6011,012	.....	.....	EX-80	X-4427	.....
65-62	Flagship M8	MDU-7015	SDN-60	SS-547A <sup>2</sup>	EX-85	X-4427	.....
		MDU-7016	.....	SS-547A <sup>2</sup>	EX-85	X-4427	.....
63-59	Corvette Conversion	1107696	SDN-19	SS-200X	RX-60	X-5256	X-4378
		1107719	.....	SS-200X	RX-60	X-5256	.....
58-55	Flagship 96,136	MAU-4034	.....	SS-547A <sup>2</sup>	.....	X-4258	.....
		MAU-4035	SDN-17	SS-547A <sup>2</sup>	.....	X-4258	.....
		MBG-4006	SDN-13	SS-547A <sup>2</sup>	EX-16B	X-4258	.....
		MBG-4007	SDN-17	SS-547A <sup>2</sup>	EX-16B	X-4258	.....
		MDL-6017,6018	.....	SS-547A <sup>2</sup>	EX-80	X-4258	.....
58-53	Flagship 4-66 ,Hercules IXB	MDL-6017,6018	.....	SS-547A <sup>2</sup>	EX-80	X-4258	.....
	Hercules IXB4	MZ-4106	.....	SS-547A <sup>2</sup>	EX-16B	X-4264	.....
57-55	136 -Hercules JXD,97 -Hercules QX	MAU-4034	.....	SS-547A <sup>2</sup>	.....	X-4258	.....
		MAU-4035	SDN-17	SS-547A <sup>2</sup>	.....	X-4258	.....
		MBG-4007	SDN-17	SS-547A <sup>2</sup>	EX-16B	X-4258	.....
54-48	Flagship 100	MCL-6001AM, 10M	.....	.....	.....	X-4258	.....

## Distributor & D.I.S. Unit Parts

## FORD MARINE ENGINES

### INBOARD ENGINES

#### DISTRIBUTOR PARTS

YEAR	MODEL/ENGINE	Unit No./Description	Point Set	Condenser	Rotor	Cap
79-73	Interceptor -302,351,460 Eng.	IBM-7007,A,AS;7008,A,AS,B,BS,C,CW, S	AL-5677XM	AL-118X <sup>6</sup>	AL-153	AL-483 <sup>7</sup>
		IBM-7019,A,AS,S;7020,A,AS,B,BS,C, CS,S	AL-5677XM	AL-118X <sup>6</sup>	AL-153	AL-488

#### IGNITION COIL

YEAR	MODEL/ENGINE	Ign. Coil
79-73	12 Volt -w/o External Resistor	UC-15X

## Distributor & D.I.S. Unit Parts

## GRAY MARINE (TELEDYNE)

### INBOARD ENGINES

#### DISTRIBUTOR PARTS

YEAR	MODEL/ENGINE	Unit No./Description	Point Set	Condenser	Rotor	Cap
66-64	DELCO EQUIPPED - 6 C linder All -AO-232	1110340,377	DR-2240X	DR-90X	DR-314X	DR-438X

(continued on next page)

<sup>2</sup>SS-547 (Push Button Type) or SS-597 (Flat Mounting Bracket) may also be used.

<sup>6</sup>AL-111X may also be used.

<sup>7</sup>Use AL-483G for cap gasket.

# Distributor & D.I.S. Unit Parts (Cont'd) GRAY MARINE (TELEDYNE) (Cont'd)

## INBOARD ENGINES (Cont'd)

### DISTRIBUTOR PARTS (Cont'd)

YEAR	MODEL/ENGINE	Unit No./Description	Point Set	Condenser	Rotor	Cap
<b>DELCO EQUIPPED - 6 C linder (Cont d)</b>						
63-45	All -Cruiser Type ,Phantom ,Six-244	1110515	DR-1819	DR-50X	DR-157	DR-402
		1112402	DR-2227XP	DR-90X	DR-308	DR-428
49-45	All -Cruiser Type ,Phantom ,Six-244	1110515	DR-1819	DR-50X	DR-157	DR-402
		1112402	DR-2227XP	DR-90X	DR-308	DR-428
<b>DELCO EQUIPPED - 8 C linder</b>						
63-59	All -V8 Series	1110921,922,937,938,357,358	DR-2236XP	DR-60X	DR-306	DR-427
60-57	All -V8 Series	1110884	DR-2270XP	DR-70X	.....	.....
<b>MALLORY EQUIPPED - 4 C linder</b>						
69-50	F-4 Turo	YL-411 A,B	MY-201XP	MY-100	AL-150	AL-134
<b>MALLORY EQUIPPED - 6 C linder</b>						
69-50	F-6 Turo	YL-411 C,D	MY-201XP	MY-100	AL-150	AL-132
<b>MALLORY EQUIPPED - 8 C linder</b>						
69-50	401 Eng.	YL-455A,B,458,B	MY-201XP	MY-100	AL-99	MY-406
69-50	138-178	YLK-429,C,D	MY-201XP	MY-100	MY-302	MY-407
60-58	All	YD-350A	MY-201XP	MY-100	MY-302	MY-407
<b>PRESTOLITE EQUIPPED - 4 C linder</b>						
71-55	All -FB Four-50,75,80,85,90;FB Four-91,112,162; ,LT Four-69;Sea Scout-91,45,70RD,75,75RD,80RD	IAY-4014,B,C;6003	AL-4556XP	AL-106X	AL-150	AL-134
57-49	All -Phantom Four- 45,62,75; ,Racing-91,Sea Scout-91,112,140,162;Light Four-69; ,620,750	IGW-4116,4136A	AL-5661X	AL-63	AL-102	AL-25
55-54	Fireball 4-50,90,112,140,162,Light 4-69,Phantom 4-45,Sea Scout 91	IAY-6003	AL-4556XP	.....	AL-150	AL-134
54-48	Racing 91	IGW-4136A	AL-5661X	AL-63	AL-102	AL-25
50-40	Sea Scout 91,Light 69,22,40,52	IGW-4116	AL-5661X	AL-63	AL-102	AL-25
50-41	Racing 91	IGW-4136,A	AL-5661X	AL-63	AL-102	AL-25
48-47	Fireball 90	IGW-4116	AL-5661X	AL-63	AL-102	AL-25
	112,140,162	IGW-4116	AL-5661X	AL-63	AL-102	AL-25
48-41	Phantom 45	IGW-4116	AL-5661X	AL-63	AL-102	AL-25
46-39	Light 4,4-22,40,52,69	IGW-4116	AL-5661X	AL-63	AL-102	AL-25
	Phantom 62,75,86	IGW-4112A	AL-5661X	AL-63	AL-102	AL-137
41-40	Sea Scout 91	IGW-4116	AL-5661X	AL-63	AL-102	AL-25
40-37	Phantom 45	IGW-4029,4136	AL-5661X	AL-63	AL-102	AL-137
<b>PRESTOLITE EQUIPPED - 6 C linder</b>						
57-49	All -100,150;172 Phantom Six-88,104; Phantom Six-112,186,226,330;Six-427; Super Six-427,Super Six-330	IGW-4113	AL-5661X	AL-63	AL-102	AL-92
57-49	-Six-427;Super Six-427	IGC-6001MA,6001M-2A	AL-4556XP	AL-111X	AL-98	AL-96
65-58	6-427,Super 6-427	IGW-4113	AL-5661X	AL-63	AL-102	AL-92
65-55	All -100,109,109RD,110,111; 6-111,116,116RD,118,118RD,122,150,165, 175,185,200;Red Dog-59; ,Six-112	IAY-4013,A,B,C,D;6001	AL-4556XP	AL-106X	AL-150	AL-132
60-58	6-112,150,165,175,185,200	IAY-4014A,D	AL-4556XP	AL-106X	AL-150	AL-132
58-54	All -Phantom ,Racing	IGW-4014	AL-5661X	AL-63	AL-102	AL-92
57-56	109,110,116,118,185,200	IAY-4014A,D	AL-4556XP	AL-106X	AL-150	AL-132
55-54	100 Phantom 88,104,112,226,150,175,6-330,Super 6-330	IAY-4014A,D,6001	AL-4556XP	AL-106X	AL-150	AL-132
55-54	6-427,Super 6-427	IAY-6001	AL-4556XP	AL-106X	AL-150	AL-132
54-48	225,Racing 225	IGW-4014A,D	AL-4556XP	AL-106X	AL-150	AL-132
50-40	330,Super	IGW-4413	.....	AL-63	AL-102	AL-92
50-40	Fireball 140,150,160	IGB-4310	AL-5661X	AL-63	AL-102	AL-92
50-40	Super	IGE-4014A	.....	AL-111X	.....	.....
48-47	B6-427	IGC-6001M-2	AL-4556XP	AL-111X	AL-98	AL-96
48-47	186,226	IGW-4113	AL-5661X	AL-63	AL-102	AL-92
48-37	Phantom 69,90,103	IGC-4410	AL-5661X	AL-111X	AL-98	.....
48-40	Phantom 88,104	IGW-4113	AL-5661X	AL-63	AL-102	AL-92
47-37	Phantom 125	IGC-4411	AL-5661X	AL-111X	AL-98	.....
47-40	51,71,91,	IGW-4113	AL-5661X	AL-63	AL-102	AL-92

(continued on next page)

# Distributor & D.I.S. Unit Parts (Cont'd) GRAY MARINE (TELEDYNE) (Cont'd)

## INBOARD ENGINES (Cont'd)

### DISTRIBUTOR PARTS (Cont'd)

YEAR	MODEL/ENGINE	Unit No./Description	Point Set	Condenser	Rotor	Cap
<b>PRESTOLITE EQUIPPED - 6 C linder (Cont d)</b>						
47-40	225	IGW-4014A	AL-4556XP	AL-106X	AL-150	AL-132
46-40	51,71,91	IGE-4014A	.....	AL-111X	.....	.....
46-38	101,121	IGE-4014A	.....	AL-111X	.....	.....
46-37	95,101,105,121	IGW-4118	AL-5661X	AL-63	AL-102	AL-92
43-37	Phantom 69,90,103	IGB-4304C	AL-5661X	AL-63	AL-102	AL-92
43-36	Fireball	IGB-4310	AL-5661X	AL-63	AL-102	AL-92
43-36	Fireball	IGC-4411	AL-5661X	AL-111X	AL-98	.....
43-56	Fireball	IGW-4014A	AL-4556XP	AL-106X	AL-150	AL-132
41-37	Super 117	IGB-4305B	AL-5661X	AL-118X	AL-102	.....
41-37	Super 117	IGE-4014A	.....	AL-111X	.....	.....
41-37	Super 117	IGW-4040A,4113	AL-5661X	AL-63	AL-102	AL-92
41-37	Phantom 125	IGB-4310	AL-5661X	AL-111X	AL-102	AL-92
41-37	Phantom 125	IGC-4411	AL-5661X	AL-111X	AL-98	.....
41-37	Phantom 125	IGW-4014A	AL-4556XP	AL-106X	AL-150	AL-132
40-37	95,105	IGE-4008A,09A	.....	AL-111X	.....	.....
39-37	71,91	IGE-4014A	.....	AL-111X	.....	.....
39-37	71,91	IGW-4040A,4113	AL-5661X	AL-63	AL-102	AL-92
48-47	186,226	IGW-4113	AL-5661X	AL-63	AL-102	AL-92
<b>PRESTOLITE EQUIPPED - 8 C linder</b>						
68-63	C-188,FBC-188,CF-175,CH-175 -C-215, CF-220,CH-220,FBC-220;FBCF-220,C225;C, CF,CH-238	IBP-4110;4112;4113,A,B,C	AL-5486XP	AL-118X <sup>6</sup>	AL-159	AL-145
68-60	FB V8-135,135SDW,170,170SDW -135 FB170BTK,FB188,FB170TD,C170TD -FB215BTK,FB V8-188,225,188TD -238,215	IBM-4112;4118A;4119,A IBM-4107,A;4117,A	AL-5677XM AL-5677XM	AL-118X <sup>6</sup> AL-118X <sup>6</sup>	AL-159 AL-153	AL-145 AL-483 <sup>7</sup>
48-42	Super 160	IBP-4105,A;4011,A	AL-5486XP	AL-118X <sup>6</sup>	AL-153	AL-483 <sup>7</sup>
46-40	Phantom 175	IGP-4007-1	AL-5661X	AL-111X	AL-99	.....
41-36	Super 8-160,Gray 8-135	IGP-4007,-1	AL-5661X	AL-111X	AL-99	.....
41-36	Phantom 8-135	IGP-4007,-1	AL-5661X	AL-111X	AL-99	.....

### IGNITION COIL

YEAR	MODEL/ENGINE	Ign. Coil
71-36	6 Volt	UC-14X
	12 Volt -w/o External Resistor	UC-15X

## Charging System Unit Parts

### INBOARD ENGINES

#### CHARGING SYSTEM PARTS

YEAR	MODEL/ENGINE	Unit No./Description	Volt. Reg.	Brush Set	Bushing
<b>Delco Equipped</b>					
63-59	All -11-13Amps -Cruiser Type ,Gray Phantom -6 Volt	1102420,421,428	CO-107	RX-46	.....
	-20 Amps -6D-427	1102528,529	.....	RX-46	.....
	-7-10 Amps -Cruiser Type ,Phantom -12 Volt	1106867	.....	RX-56T	.....
63-59	6D-427	1100619,654	VR-103 <sup>19</sup>	.....	.....
63-57	All -14 Amps -V8 Series -12 Volt	1117383	.....	RX-56T	.....
	-25 Amps -6D-427	1102062,1102136,117	VR-225	RX-63	.....
	-15 Amps -6D-427-RD6-572	1102116,117	.....	RX-63	.....
63-48	All -15 Amps -6D-427-RD6-572	1102023	VR-20	RX-58	.....
56-51	All -20 Amps -6D-427	1106853,869,870	VR-20	RX-56T	.....
53-47	All -11-13 Amps -Cruiser Type,Gray Phantom -6 Volt	1102976	VR-20	RX-51	.....
	-20 Amps -6D-427	1102420,421,428	CO-107	RX-46	.....
	-7-10 Amps -Cruiser Type ,Phantom -12 Volt	1102528,529	.....	RX-46	.....
53-45	All -7-10 Amps -Cruiser Type ,Phantom -12 Volt	1100619,654	VR-103 <sup>19</sup>	.....	.....
<b>Prestolite Equipped</b>					
68-50	All -12 Amps	GJO-7301S,7302S	.....	EX-74	.....
		GEH-4827M-1,4828M-1	.....	EX-59	.....

(continued on next page)

<sup>6</sup> AL-111X ma also be used. <sup>7</sup> Use AL-483G for cap gasket. <sup>19</sup> Port side pack for "S" Models.

# Charging System Unit Parts (Cont'd) GRAY MARINE (TELEDYNE) (Cont'd)

## INBOARD ENGINES (Cont'd)

### CHARGING SYSTEM PARTS (Cont'd)

YEAR	MODEL/ENGINE	Unit No./Description	Volt. Reg.	Brush Set	Bushing
<b>Prestolite Equipped (Cont d)</b>					
68-50		GGA-4802AM,4809AM .....	VR-17	EX-59	.....
		GJS-7001,7002 .....	.....	EX-74	.....
	-16 Amps .....	GFA-4802-2,4803-2 .....	CO-107	.....	.....
	-20 Amps .....	GEG-4817-1,4835M-1 .....	.....	EX-59	.....
59-55	All -18 Amps .....	GEF-4811AM .....	.....	EX-57	X-4278
57-49	All .....	GAS-4111 .....	CO-107	.....	.....
54-48	Racing 91 .....	GAS,GFA .....	CO-107	.....	.....
54-48	225,Racing 224 .....	GAS,GFA .....	CO-107	.....	.....
50-47	330,Super 330 .....	GEG-4815 .....	.....	EX-59	.....
50-40	Fireball 140,150,160 .....	GAR-4518,21,GAS-4106,11,GFA-4802-2,03-2	CO-107	.....	.....
50-40	22,40,52,Light 69,Racing 91,Sea Scout 91 .....	GAS-4111 .....	CO-107	.....	.....
50-40	Super 330 .....	GCJ,GFA .....	CO-107	.....	.....
48-47	330 .....	GFA-4802-2,03-2 .....	CO-107	.....	.....
48-47	186,226 .....	GEG-4815-1,17-1 .....	.....	EX-59	.....
48-47	186,226 .....	GFA-4802-2,03-2 .....	CO-107	.....	.....
48-47	112,140,662,Fireball 90,Phantom 62,75,86 .....	GEG-4815-1,17-1 .....	.....	EX-59	.....
48-47	112,140,662,Fireball 90,Phantom 62,75,86 .....	GFA-4802-2,03-2 .....	CO-107	.....	.....
48-45	Super 330 .....	GEG-4815-1,17-1 .....	.....	EX-59	.....
48-45	Super 330 .....	GFA-4802-2,03-2 .....	CO-107	.....	.....
48-41	Phantom 69,90,103 .....	GEG-4815-1,17-1 .....	.....	EX-59	.....
48-41	Phantom 69,90,103 .....	GFA-4802-2,03-2 .....	CO-107	.....	.....
48-41	Phantom 45 .....	GAS,GFA .....	CO-107	.....	.....
48-40	Phantom 88,104 .....	GCJ,GFA .....	CO-107	.....	.....
48-40	Phantom 88,104 .....	GEG-4815-1,17-1 .....	.....	EX-59	.....
47-41	Phantom 125 .....	GFA-4802-2,03-2 .....	CO-107	.....	.....
47-41	51,71,91 .....	GEG-4815-1,17-1 .....	.....	EX-59	.....
47-41	51,71,91 .....	GFA-4802-2,03-2 .....	CO-107	.....	.....
47-40	225 .....	GAS-4111 .....	CO-107	.....	.....
46-41	Super 160,Phantom 175 .....	GFA-4802-2,03-2 .....	CO-107	.....	.....
46-40	Phantom 62,75,86 .....	GCM-4821 .....	CO-107	.....	.....
46-40	Phantom 62,75,86 .....	GCJ-4813,14,14-3 .....	CO-107	.....	.....
46-40	51,71,91 .....	GCJ-4813-3,14-3 .....	CO-107	.....	.....
46-40	51,71,91 .....	GCM-4820,21 .....	CO-107	.....	.....
40-38	Super 117 .....	GAS-4336,40 .....	CO-107	.....	.....
40-38	Super 117 .....	GCJ-4813-3,14-3 .....	CO-107	.....	.....
40-37	Phantom 125,Fireball .....	GAR-4518,21,GCJ-4813-3,14-3 .....	CO-107	.....	.....
40-37	Phantom 45 .....	GAS-4111 .....	CO-107	.....	.....
40-36	Fireball 140,150,160 .....	GAR-4518,21,GAS-4106,11 .....	CO-107	.....	.....
40-36	Super 8-160,Phantom 8-175,Gray 8-135 .....	GMC-4820,21 .....	CO-107	.....	.....
39-37	71,91 .....	GBE-4203,04 .....	.....	EX-39	.....

## Starter Unit Parts

### INBOARD ENGINES

#### STARTER SYSTEM PARTS

YEAR	MODEL/ENGINE	Unit No./Description	Drive or Clutch	Solenoid or Switch	Brush Set	Bushing D.E	Bushing C.E.
<b>Delco Equipped</b>							
67-47	12 Volt .....	1107333,337,1107394, 1107769 .....	.....	SS-200X	RX-60	X-4349	X-4378
		1107391,392 .....	SDN-1A	SS-200X	RX-60	X-4349	X-4378
		1107609 .....	SDN-7	SS-201	RX-60	X-4349	X-4378
		1107610 .....	.....	SS-201	RX-60	X-4349	X-4378
		1107681 .....	SDN-2	SS-200X	RX-60	.....	X-4378
		1107717 .....	SDN-7	SS-200X	RX-60	X-4349	X-4378
		1108112,113 .....	.....	SS-547A	RX-45	.....	.....
63-64	6 Volt .....	1107927,28 .....	.....	SS-544A	RX-60	.....	.....
63-54	12 Volt .....	1113706,08,18 .....	.....	.....	RX-55	.....	.....
<b>Prestolite Equipped</b>							
68-36	6 Volt .....	ML-4176A .....	.....	SS-544A	.....	X-4258	.....

(continued on next page)

<sup>19</sup>Port side pack for "S" Models.

## Starter Unit Parts (Cont'd) GRAY MARINE (TELEDYNE) (Cont'd)

### INBOARD ENGINES (Cont'd)

#### STARTER SYSTEM PARTS (Cont'd)

YEAR	MODEL/ENGINE	Unit No./Description	Drive or Clutch	Solenoid or Switch	Brush Set	Bushing D.E	Bushing C.E.
68-36	Prestolite Equipped (Cont d)	ML-4181 .....	.....	SS-544A	.....	X-4258	.....
		MZ-4005 .....	.....	.....	EX-16B	.....	.....
68-36	12 Volt .....	MZ-4045 .....	.....	SS-544A	EX-16B	.....	.....
		MZ-4055 .....	.....	SS-544A	EX-16B	.....	.....
		MCL-6105 .....	SDN-13	SS-544A	EX-18T	X-4258	.....
		MCL-6106 .....	SDN-17	SS-544A	EX-18T	X-4258	.....
		MAJ-4010 .....	.....	SS-525	.....	X-4258	.....
		MAJ-4034 .....	SDN-13	SS-544A	.....	X-4258	X-4259
		MAJ-4058 .....	SDN-17	SS-544A	.....	X-4258	X-4259
		MAW-4008W .....	.....	.....	EX-37	X-4264	.....
		MAS-4004,4007,MAU-4007 .	.....	SS-547	EX-87	X-4258	.....
		MAU-4008 .....	.....	SS-525	.....	X-4258	.....
		MBG-4003 .....	.....	SS-547A	EX-16B	.....	.....
		MBG-4008 .....	SDN-13	SS-547A	EX-16B	X-4264	.....
		MBJ-4105 .....	.....	SS-547A	.....	X-4258	.....
		MDU-6008 .....	.....	SS-547A	EX-80	X-4258	.....
		MDU-6009 .....	SDN-144	SS-547A	EX-80	X-4258	.....
		MDU-7101 .....	.....	SS-203	EX-85	X-4427	.....
MEC-6001 .....	.....	SS-203	EX-85	X-4427	.....		
MEC-6003 .....	.....	.....	EX-85	X-4427	.....		

## Starter Unit Parts

## HALLETT (ENGINE)

### INBOARD ENGINES

#### STARTER SYSTEM PARTS

YEAR	MODEL/ENGINE	Unit No./Description	Starter Solenoid	Brush Set	Bushing D.E.
58-51	AC-1,AC-2 .....	MBJ-4107 .....	SS-547	.....	X-4258
58-47	DG-3,DG-5 Diesel .....	MBG-4007 .....	SS-547A	.....	X-4258

## Starter Unit Parts

## HARMAN ENGINE

### INBOARD ENGINES

#### STARTER SYSTEM PARTS

YEAR	MODEL/ENGINE	Unit No./Description	Drive or Clutch	Solenoid or Switch	Brush Set	Bushing D.E
79-78	Chev. -454 Eng. ....	MDY-7056 .....	.....	.....	EX-85	X-4427
		MDU-7035 .....	.....	.....	EX-85	X-4427

## Distributor & D.I.S. Unit Parts

## HERCULES MOTOR CORP.

### INBOARD ENGINES

#### DISTRIBUTOR PARTS

YEAR	MODEL/ENGINE	Unit No./Description	Point Set	Condenser	Rotor	Cap
.....	432 .....	YD-363A,B .....	MY-201XP	AL-106X	MY-302	MY-401

## Distributor & D.I.S. Unit Parts

## INDMAR PRODUCTS

### INBOARD ENGINES

#### DISTRIBUTOR PARTS

YEAR	MODEL/ENGINE	Unit No./Description	Point Set	Condenser	Rotor	Cap	Ign. Coil
79	8 Cyl. All -305,350,454 -Chev. Eng. . . -350,403 - Olds. Eng. ....	IBM-7011 .....	AL-5677XM	AL-118X <sup>6</sup>	AL-153	AL-483 <sup>7</sup>	UC-12X <sup>10</sup>
		IBM-7010 .....	AL-5486XP	AL-118X <sup>6</sup>	AL-153	AL-483 <sup>7</sup>	UC-12X <sup>10</sup>

<sup>6</sup> AL-111X ma also be used. <sup>7</sup> Use AL-483G for cap gasket. <sup>10</sup> For 2 prong resistor, use RU-26.



## Starter Unit Parts

## INDMAR PRODUCTS (Cont'd)

### INBOARD ENGINES

#### STARTER SYSTEM PARTS

YEAR	MODEL/ENGINE	Unit No./Description	Drive or Clutch	Solenoid or Switch	Brush Set	Bushing D.E
79-78	<b>Prestolite Equip</b> All .....	MDU-7035;MDY-7056 .....	.....	.....	EX-85	X-4427

## Distributor & D.I.S. Unit Parts INTERNATIONAL HARVESTER

### INBOARD ENGINES

#### DISTRIBUTOR PARTS

YEAR	MODEL/ENGINE	Unit No./Description	Point Set	Condenser	Rotor	Cap
40-38	PD80 .....	.....	.....	.....	DR-157	.....
40-38	PD40 .....	.....	DR-2227XP	DR-50X	DR-158	DR-413

#### IGNITION COIL

YEAR	MODEL/ENGINE	Ign. Coil
40-38	PD50 .....	UC-15X
40-38	PD40 .....	UC-14X

## Charging System Unit Parts

### INBOARD ENGINES

#### CHARGING SYSTEM PARTS

YEAR	MODEL/ENGINE	Unit No./Description	Volt. Reg.	Diode(P)/Trio	Diode(N)/Rectifier	Brush Set
70-68	DT-817 Eng. -32 Volt .....	1117773 .....	VR-195	D-1P	D-1N	.....
40-38	PD80 .....	.....	.....	.....	.....	RX-31

## Starter Unit Parts

### INBOARD ENGINES

#### STARTER SYSTEM PARTS

YEAR	MODEL/ENGINE	Unit No./Description	Starter Solenoid	Brush Set	Bushing D.E.
40-38	PD80 .....	.....	.....	D-112	.....
40-38	PD40 .....	.....	.....	RX-45	.....
38-35	140,140-Z Diesel .....	.....	.....	D-112	.....

## Distributor & D.I.S. Unit Parts

## KERMATH

### INBOARD ENGINES

#### DISTRIBUTOR PARTS

YEAR	MODEL/ENGINE	Unit No./Description	Point Set	Condenser	Rotor	Cap
56-54	Sea Flyer, Prince, Rover (Herc. QXB,QXC,QXD)	IGW-4124,83 .....	AL-5661X	AL-63	AL-102	.....
56-54	Sea Flyer, Prince, Rover (Herc. QXB,QXC,QXD)	IGE-4023 .....	AL-5661X	AL-111X	.....	.....
56-48	Sea Club (Herc. ZXB)	IGW-4178A .....	AL-5661X	AL-63	.....	.....
56-48	Sea Jeep .....	IGW-4129A-1,2 .....	AL-5661X	AL-63	AL-102	.....
55-45	Sea Victor .....	IGW-4124 .....	AL-5661X	AL-63	AL-102	.....
55-37	Sea Queen, Rover, Flyer, Prince .....	IGW-4183 .....	AL-5661X	AL-63	AL-102	.....
55-37	Sea Queen, Rover, Flyer, Prince .....	IGE-4023 .....	AL-5661X	AL-111X	.....	.....
53-48	Sea Farer .....	IGC-6001H .....	AL-4556XP	AL-111X	AL-98	AL-96
51-48	Sea Mate, Raider, Wolf .....	IGE .....	AL-5661X	AL-111X	.....	.....
47-46	Sea Mate .....	IGE-4021-1 .....	AL-5661X	AL-111X	.....	.....
47-46	Sea Farer .....	IGC-4227F .....	AL-5661X	AL-111X	.....	.....
47-41	Sea Chief, Jeep .....	IGW .....	AL-5661X	AL-63	AL-102	.....
47-41	Sea Chief, Jeep .....	IAD .....	AL-4556XP	AL-111X	AL-85	AL-35
47-41	Sea Club .....	IGW .....	AL-5661X	AL-63	AL-102	.....
46	Sea Raider .....	IGE-4017A .....	AL-5661X	AL-111X	.....	.....
46-36	Sea Wolf .....	IGE-4016,17 .....	AL-5661X	AL-111X	.....	.....
44-39	Sea Bird, Dog, Man .....	IGW-4120 .....	AL-5661X	AL-63	AL-102	.....
43-38	Sea Raider .....	IGE-4016,A,17,A .....	AL-5661X	AL-111X	.....	.....

(continued on next page)

## Distributor & D.I.S. Unit Parts (Cont'd)

## KERMATH (Cont'd)

### INBOARD ENGINES (Cont'd)

#### DISTRIBUTOR PARTS (Cont'd)

YEAR	MODEL/ENGINE	Unit No./Description	Point Set	Condenser	Rotor	Cap
43-36	Sea Cap, Farer, King, Mate	IGC	AL-5661X	AL-111X	.....	.....
41	Sea Chief	IGW-4129-1	AL-5661X	AL-63	AL-102	.....
41-38	Sea Queen, Rover	IGW-4183	AL-5661X	AL-63	AL-102	.....
41-38	Sea Queen, Rover	IGE-4023	AL-5661X	AL-111X	.....	.....
41-37	Sea Dog, Man	IGW-4025	AL-5661X	AL-63	.....	.....
41-37	Sea Dog, Man	IGW-4120	AL-5661X	AL-63	AL-102	.....
40-36	Sea Club	IGB-4068	AL-5661X	AL-63	.....	.....
40-36	Sea Club	IGW-4022	AL-5661X	AL-63	.....	.....

#### IGNITION COIL

YEAR	MODEL/ENGINE	Ign. Coil
56-36	6 Volt	UC-14X
56-36	12 Volt	UC-15X

## Charging System Unit Parts

### INBOARD ENGINES

#### CHARGING SYSTEM PARTS

YEAR	MODEL/ENGINE	Unit No./Description	Volt. Reg.	Brush Set	Bushing
56-48	Sea Club (Herc. ZXB)	GAS-4126	CO-107	.....	.....
56-48	Sea Jeep	GEO-4814-3	CO-107	.....	X-4278
56-48	Sea Jeep	GHD-6001D, AC	.....	EX-39	X-4347
55-37	Sea Queen, Rover, Flyer, Prince	GAR-4546, 49	CO-107	.....	.....
55-57	Sea Queen, Rover, Flyer, Prince	GCZ-4803	CO-107	.....	X-4278
55-57	Sea Queen, Rover, Flyer, Prince	GEO-4805-3, 06-3	CO-107	.....	.....
53-48	Sea Farer	GEF-4816, 17	.....	EX-57	X-4278
51-48	Sea Mate, Rarder, Wolf	GEF-4816, 17	.....	EX-57	X-4278
47-46	Sea Farer, Mate	GBE-4207, 08	.....	EX-39	.....
47-41	Sea Chief, Jeep	GFA-4823-2	CO-107	.....	X-4278
47-41	Sea Chief, Jeep	GBU-4217	CO-107	EX-39	.....
47-41	Sea Club	GAS-4126	CO-107	.....	.....
46-36	Sea Wolf	GBE-4201, 05, 06	.....	EX-39	.....
44-39	Sea Bird, Dog, Man	GAS, GDF	CO-107	.....	.....
44-39	Sea Bird, Dog, Man	GEO-4806-3	CO-107	.....	X-4278
43-36	Sea Cap, Farer, King, Mate	GBE-4207, 08	.....	EX-39	.....
41	Sea Chief	GEF-4804-1	.....	EX-57	.....
41-38	Sea Queen, Rover	GBE-4207, 08	.....	EX-39	.....
41-37	Sea Dog, Man	GBE-4207, 08	.....	EX-39	.....
56-54	Sea Flyer, Prince, Rover (Herc. QXB, QXC, QXD)	MAB-4069	SS-544A	.....	X-4258
56-54	Sea Flyer, Prince, Rover (Herc. QXB, QXC, QXD)	MAJ-4047	SS-544A	.....	X-4258
56-48	Sea Club (Herc. ZXB)	MAK-4014	SS-544A	.....	.....
56-48	Sea Jeep	MZ-4085	SS-544A	EX-16B	X-4258
55-37	Sea Queen, Rover, Flyer, Prince	MAB, MAJ	SS-544A	.....	.....
53-46	Sea Farer	MAS-4005	SS-547	.....	X-4258
51-48	Sea Mate, Rarder, Wolf	MAS-4005	SS-547	.....	X-4258
47-46	Sea Mate	MAS-4005, 06	SS-547	.....	X-4258
47-41	Sea Chief, Jeep	MZ-4080, 85	.....	EX-16B	X-4258
47-41	Sea Chief, Jeep	MZ-4113	.....	EX-16B	.....
47-41	Sea Club	MAK-4014	SS-544A	.....	.....
46-36	Sea Wolf	MAS-4005, 06	SS-547	.....	X-4258
44-39	Sea Bird, Dog, Man	MZ-4040	.....	EX-16B	.....
44-39	Sea Bird, Dog, Man	MAB-4069	SS-544A	.....	X-4258
43-36	Sea Cap, Farer, King, Mate	MAS-4005, 06	SS-547	.....	X-4258
41	Sea Chief	MBG-4012	SS-547	EX-16B	X-4258
41-37	Sea Dog, Man	MAJ	SS-544A	.....	.....
40-36	Sea Club	MAK-4014	SS-544A	.....	.....

## Distributor & D.I.S. Unit Parts

## LATHROP MARINE

### INBOARD ENGINES

#### DISTRIBUTOR PARTS

YEAR	MODEL/ENGINE	Unit No./Description	Point Set	Condenser	Rotor	Cap	Ign. Coil
62-59	Delux,LH6,LH Atom	IGW-4149	AL-5661X	AL-63	AL-102	AL-92	UC-15X
62-58	6-30,60,135,155	IAY-4010A	AL-4556XP	AL-106X	AL-150	AL-134	UC-15X
58-54	LH4	IAY-4009A	AL-4556XP	AL-106X	AL-150	AL-132	UC-15X
58-50	Delux,LH6,LH Atom	IAY,IGW-4149	AL-5661X	AL-63	.....	.....	UC-15X
54-46	LH-6,LH-D6 (Herc. JX)	IGW-4033,4149	AL-5661X	AL-63	AL-102	AL-92	.....
54-38	LH-4 (Herc. IXB)	IGW-4022	AL-5661X	AL-63	AL-64	AL-65	UC-14X
54-38	LH-4 (Herc. IXB)	IGW-4152	AL-5661X	AL-63	AL-102	AL-25	UC-14X
51-48	115 H.P.	IGC-4294	AL-5661X	AL-111X	.....	.....	UC-15X
51-46	Mystic 100,125,150,175	IGC-4294	AL-5661X	AL-111X	.....	.....	UC-15X
51-46	Mystic 100,125,150,175	IGW-4149	AL-5661X	AL-63	AL-102	AL-92	UC-15X

## Charging System Unit Parts

### INBOARD ENGINES

#### CHARGING SYSTEM PARTS

YEAR	MODEL/ENGINE	Unit No./Description	Volt. Reg.	Brush Set	Bushing
62-58	30,60,135,155	GEF-5002	.....	EX-57	.....
58-55	LH-6,LH Atom,LH Super,LH Deluxe	All	.....	EX-57	.....
58-54	LH-4	All	CO-107	.....	.....
54-46	LH6,LH-D6	GFA-4808-2	VR-224	.....	X-4278
54-38	LH-4 (Herc.IXB)	GAS-4102,19	CO-107	.....	.....

## Starter Unit Parts

### INBOARD ENGINES

#### STARTER SYSTEM PARTS

YEAR	MODEL/ENGINE	Unit No./Description	Starter Solenoid	Brush Set	Bushing D.E.
62-58	30,60	MBG-4004	.....	EX-16B	.....
62-58	135,155	MAU-4034	SS-547A	.....	X-4258
58-55	LH-6,LH Atom,LH Super,LH Deluxe	All	SS-547A	EX-16B	.....
58-54	LH-4	All	SS-547A	EX-16B	.....
54-48	LH Atom,Super,Deluxe	MAB-4069B	SS-544A	.....	X-4258
54-46	LH-6,LH-D6	MAB-4078	SS-525	.....	X-4258
54-38	LH-4 (Herc. IXB)	MZ-4025	SS-544A	EX-16B	.....
54-38	LH-4 (Herc. IXB)	MZ-4063	.....	EX-16B	.....

## Distributor & D.I.S. Unit Parts

## MALLORY

### INBOARD ENGINES

#### DISTRIBUTOR PARTS

MODEL/ENGINE	Unit No./Description	Point Set	Condenser	Rotor	Cap
<b>3 C linder</b>					
-YL488D,E,J,K	Chrysler 75 ,105H.P.	FD-8183XV	.....	.....	.....
-YL532A,B,C,D,E,YL532F,G,H,J,K,YL532L,M	Chrysler 3,4 Cylinder	FD-8183XV	.....	.....	.....
<b>4 C linder</b>					
-YD-349A	Burmeister & Wain	MY-201XP	MY-100	AL-150	AL-134
-YD370A,C,YL370A	Universal Mts.	MY-201XP	MY-100	AL-150	AL-134
-YD410A,411A,B	Gray	MY-201XP	MY-100	AL-150	AL-134
-YL486C,D -153 Eng.	Crusader/Thermo Electro	MY-201XP	MY-100	AL-150	AL-134
-YL488D,E,J,K	Chrysler 75 ,105H.P.	FD-8183XV	.....	.....	.....
-YL532A,B,C,D,E,YL532F,G,H,J,K,YL532L,M	Chrysler 3,4 Cylinder	FD-8183XV	.....	.....	.....
-YL673AV	Chevrolet - 153 Eng.	MY-201XP	MY-100	AL-99	.....
-YL694AV	Mitsubishi	MY-201XP	MY-100	AL-99	.....
-YS621CV	O.M.C.	MY-201XP	MY-100	AL-99	MY-409
<b>6 C linder</b>					
-YD370B	Universal Mts.	MY-201XP	MY-100	AL-150	AL-132
-YD377A	Palmer	MY-201XP	MY-100	AL-150	AL-132
-YD396A,397A	Palmer 308 Eng.	MY-201XP	MY-100	AL-150	AL-132

(continued on next page)

**INBOARD ENGINES (Cont'd)**

**DISTRIBUTOR PARTS (Cont'd)**

MODEL/ENGINE	Unit No./Description	Point Set	Condenser	Rotor	Cap
<b>6 C linder (Cont d)</b>					
-YD410C,411C,D	Gray	MY-201XP	MY-100	AL-150	AL-132
-YL414D,E,J,K	Dearborn	MY-201XP	MY-100	AL-150	AL-132
-YL436A,B	Dorsett	MY-201XP	MY-100	AL-150	AL-132
-YL474D,E	Dearborn(Ford 200 Eng.)	MY-201XP	MY-100	AL-150	AL-132
-YL481A,B	Chev.230,292 Eng.	MY-201XP	MY-100	AL-150	AL-132
-YL486A,B -(Chev.230,292 Eng.)	Crusader/Thermo Electro	MY-201XP	MY-100	AL-150	AL-132
-YL486AV,BV -(Chev.230,292 Eng.)	Crusader/Thermo Electro	MY-201XP	MY-100	AL-150	.....
-YL495A,B	Dearborn (Ford 170 Eng.)	MY-201XP	MY-100	AL-150	AL-132
-YL524AV,BV	Ford 300 Eng.	MY-201XP	MY-100	AL-150	AL-132
-YL676A	Chevrolet In-line	MY-201XP	MY-100	AL-99	.....
-YL677AV	Chevrolet Odd Fire	MY-201XP	MY-100	.....	.....
-YL694AV	Mitsubishi	MY-201XP	MY-100	AL-99	.....
-YL700AV,YS700AV	Chevrolet Even Fire	MY-201XP	MY-100	AL-99	.....
-YP451A,B,C,D,YP451E,F,G,H	Chrysler M170,M225 Eng.	MY-201XP	MY-100	CH-303	CH-410X
<b>8 C linder</b>					
-YD-350A,YL350AV,YL445JV,KV,YL455A,B,BO, YL457CV,DV	Dearborn	MY-201XP	MY-100	MY-302	MY-407
-YD356,YL356A,YD356A-2,YD356AV,AV-2	Flagship(Owens)	MY-201XP	MY-100	MY-302	MY-407
-YD359C,D,E,F	Gray(Am.Mts.250,327 Eng	MY-201XP	MY-100	AL-99	MY-406
-YD362A,AV,BV,CV,YD362A,B,YD362DV	Dearborn 390 Eng.	MY-201XP	MY-100	MY-302	MY-407
-YD372A,B,C,YL372C,D	Chris-Craft 430 Eng.	MY-201XP	MY-100	MY-302	MY-407
-YD375A	Chrysler M80	MY-201XP	MY-100	AL-99	MY-406
-YD420C,D	Palmer 345 Eng.	MY-201XP	MY-100	MY-302	MY-407
-YD429A,B,YL455A,B,YL458B	Gray	MY-201XP	MY-100	AL-99	MY-406
-YD429C,D,YL459A	Gray	MY-201XP	MY-100	MY-302	MY-407
-YL372E-2	Chris-Craft	MY-201XP	MY-100	MY-302	MY-407
-YL387A,YL494A,BO	Dearborn	MY-201XP	MY-100	AL-99	MY-406
-YL431A,ZD352	Crusader/Thermo Electro	MY-201XP	MY-100	MY-302	MY-407
-YL461A,B -Electron 409 Eng.	Crusader/Thermo	MY-201XP	MY-100	AL-99	MY-406
-YL467A	Daytona(Chev.283,327 En	MY-201XP	MY-100	AL-99	MY-406
-YL469A	Chris-Craft(Chev.283,32	MY-201XP	MY-100	MY-302	MY-407
-YL487,AV -(Chev.230.292 Eng.)	Crusader/Thermo Electro	MY-201XP	MY-100	AL-150	MY-406
-YL494A-2,B-2	427 Eng.	MY-201XP	MY-100	AL-99	MY-406
-YL496A,B	Holman & Moody	MY-201XP	MY-100	MY-302	MY-407
-YL501AV,CV,EV,YL501GV	Oldsmobile Eng.	MY-201XP	MY-100	AL-99	MY-406
-YL502A,B,AV,BV	Chris-Craft(Ford 427 En	MY-201XP	MY-100	MY-302	MY-407
-YL512A,B	Dearborn(Ford 289 Eng.)	MY-201XP	MY-100	AL-99	MY-406
-YL512CV,DV	Ford 289,309 Eng.,Ford	MY-201XP	MY-100	AL-99	MY-406
-YL514A,B,C,D	352,390,427,428 Eng.	MY-201XP	MY-100	AL-99	MY-406
-YL515A,B	Chevrolet 283,327 Eng.	MY-201XP	MY-100	MY-302	MY-407
-YL519A,B,AV,BV	Dearborn(Ford Eng.)	MY-201XP	MY-100	MY-302	MY-407
-YL520AV,BV,CV,YL520DV,EV,JV	O.M.C.	MY-201XP	MY-100	MY-302	MY-407
-YL520CV-2	Guardian,Hardin,Panther	MY-201XP	MY-100	MY-302	MY-407
-YL529A,B,AV,BV -(Chev.283,327 Eng)	Crusader/Thermo Electron	MY-201XP	MY-100	MY-302	MY-407
-YL539AV	Chris-Craft(Chev.327 Eng.)	MY-201XP	MY-100	MY-302	MY-407
-YL554CV,DV,EV,YL554FV,YL555CV,DV	Ford 351W Eng.	MY-201XP	MY-100	AL-99	MY-407
-YL558AV,BV	Ford 351W Eng.	MY-201XP	MY-100	MY-302	MY-407
-YL566AV	Chris-Craft(Chev.327 Eng.)	MY-201XP	MY-100	MY-302	MY-407
-YL567CV,DV	Ford 351C Eng.	MY-201XP	MY-100	AL-99	MY-406
-YL585AV,CV-2	Chris-Craft ,Volvo Pent	MY-201XP	MY-100	MY-302	MY-407
-YL623AV -Crusader/Thermo Electron	Chris-Craft	MY-201XP	MY-100	AL-99	MY-406
-YL623AV-2 -Mercury	Aero ,Marine ,Chris-Craft	MY-201XP	MY-100	AL-99	MY-406
-YL624AV -Pleasurecraft	Gale Banks,Mercury	MY-201XP	MY-100	AL-99	MY-406
-YL624AV-2	Hardin	MY-201XP	MY-100	AL-99	MY-406
-YL624JV	O.M.C.	MY-201XP	MY-100	AL-99	MY-406
-YL624MV	Mercury(Mercruiser)	MY-201XP	MY-100	AL-99	MY-406
-YL670AV	Chevrolet - Exc.348,409 Eng	MY-201XP	MY-100	AL-99	MY-406
-YL703AV	Crusader/Thermo Electron	MY-201XP	MY-100	AL-99	MY-406
-ZD345A,B	Crusader/Thermo Electron	MY-201XP	MY-102	AL-99	MY-406
-ZD347A,B,ZD358A	Crusader/Thermo Electron	MY-201XP	MY-102	MY-302	MY-407
-ZD366A,B Cadillac 275 Eng.	Crusader/Thermo Electron	MY-201XP	MY-102	MY-302	MY-407

# Distributor & D.I.S. Unit Parts

# MARINE POWER SYSTEMS

## INBOARD ENGINES

### DISTRIBUTOR PARTS

YEAR	MODEL/ENGINE	Unit No./Description	Point Set	Condenser	Rotor	Cap
	<b>8 C linder</b>					
79-78	305,350,454 -Chevrolet Eng. ....	IBM-7011 .....	AL-5677XM	AL-118X <sup>6</sup>	AL-153	AL-483 <sup>7</sup>

### IGNITION COILS & RESISTORS

YEAR	MODEL/ENGINE	Ign. Coil	Resistor
79-78	12 Volt -w/ 2 Prong Resistor .....	UC-12X	RU-26

## Starter Unit Parts

## INBOARD ENGINES

### STARTER SYSTEM PARTS

YEAR	MODEL/ENGINE	Unit No./Description	Drive or Clutch	Solenoid or Switch	Brush Set	Bushing D.E	Bushing C.E.
79-72	All .....	MDY-7048 .....	.....	.....	EX-85	X-4427	.....

# Distributor & D.I.S. Unit Parts MERCURISER (MERCURY MARINE)

## INBOARD ENGINES

### DISTRIBUTOR PARTS-ELECTRONIC IGN.

MODEL/ENGINE	Unit No./Description	Reluctor	Rotor	Cap	Ign. Coil
175 (4.3L) .....	From B527955 .....	.....	FD-313	FD-172	UF-42
175,185 -Thunderbolt IV .....	6919656 thru F000877 .....	.....	FD-313	FD-172	UF-42
185 (262),205 (4.3L) .....	A331455 thru F802999 .....	.....	FD-313	FD-172	UF-42
198,898 -Thunderbolt IV .....	6218462 thru 6899057 .....	.....	FD-314	FD-173	UF-42
200 (GM-5.0L) .....	6218462 thru F600999 .....	.....	FD-314	FD-173	UF-42
225INB (GM) .....	2278647 thru 269401 .....	.....	FD-311X	FD-129X	.....
228 GM - Thunderbolt IV .....	6218462 thru 689926 .....	.....	FD-314	FD-173	UF-42
230INB (GM) .....	5907058 thru F60099 .....	.....	FD-314	FD-173	UF-42
250 (GM) .....	2614301 thru 263985 .....	.....	FD-311X	FD-129X	.....
260INB .....	5907058 thru F02499 .....	.....	FD-314	FD-173	UF-42
260, 350 Magnum, 5.7L MCM, MIE .....	6218462 thru F60099 .....	.....	FD-314	FD-173	UF-42
260, 350 Magnum, 5.7L SKI, Alp .....	B525982 thru F60099 .....	.....	FD-314	FD-173	UF-42
270 (GM) .....	2851074 thru 338572 .....	.....	FD-311X	FD-129X	.....
280 (GM) .....	To 4499390 .....	.....	FD-311X	FD-129X	UC-12X
300MR/TR (GM) .....	6668677 thru B43036 .....	.....	FD-314	FD-173	UF-42
300EFI, 320EFI (GM) .....	A543604 thru C62241 .....	.....	FD-314	FD-173	UF-42
325 .....	From 2278747 .....	.....	FD-311X	FD-129X	.....
330 (GM) .....	4623115 thru 608314 .....	.....	FD-311X	FD-129X	.....
330 (GM/BW) .....	From 6083145 .....	.....	FD-314	FD-173	UF-42
340INB(GM-7.4L) .....	From 5889914 .....	.....	FD-314	FD-173	UF-42
350 (GM) .....	From 3780450 .....	.....	FD-311X	FD-129X	.....
350 Magnum (GM) .....	From A635178 .....	.....	FD-314	FD-173	UF-42
370TRS (GM) .....	From 6721528 .....	.....	FD-314	FD-173	UF-42
390 .....	2781129 thru 282505 .....	.....	FD-311X	FD-129X	.....
420 (GM) .....	From A398941 .....	.....	FD-314	FD-173	UF-42
454 Magnum (GM) .....	From A631894 .....	.....	FD-314	FD-173	UF-42
575 .....	From A677429 .....	.....	FD-314	FD-173	UF-42
7.4INB(GM/Hurt) .....	All .....	.....	FD-314	FD-173	UF-42
Bravo (GM-5.7L) .....	From C317495 .....	.....	FD-314	FD-173	UF-42
Bravo (GM-7.4L) .....	From B771113 .....	.....	FD-314	FD-173	UF-42

### DISTRIBUTOR PARTS-BREAKER POINT IGN

YEAR	MODEL/ENGINE	Unit No./Description	Point Set	Condenser	Rotor	Cap	Ign. Coil	Conversion Kit
	3.0/3.0LX -Prestolite .....	C856559 thru F60399 .....	.....	AL-118X <sup>6</sup>	AL-183	.....	UC-12X <sup>10</sup>	.....
	60 -S.E.V .....	1887079 thru 2049044 .....	SV-3262V	.....	.....	.....	.....	.....
	80/90 -Ducellier .....	From 2049045 .....	DU-2135	IH-120	.....	.....	.....	.....
	110 -Delco .....	1537370 thru 2044033 .....	DR-2240X	DR-90X	DR-314X	DR-437	UC-12X <sup>10</sup>	LX-801

(continued on next page)

<sup>6</sup> AL-111X ma also be used. <sup>7</sup> Use AL-483G for cap gasket. <sup>10</sup> For 2 prong resistor, use RU-26.

# Distributor & D.I.S. Unit Parts (Cont'd) MERCUISER (MERCURY MARINE) (Cont'd)

## INBOARD ENGINES (Cont'd)

### DISTRIBUTOR PARTS-BREAKER POINT IGN (Cont'd)

YEAR	MODEL/ENGINE	Unit No./Description	Point Set	Condenser	Rotor	Cap	Ign. Coil	Conversion Kit
79-72	120 -Delco .....	1666601 thru C853255 .....	DR-2240X	DR-90X	DR-314X	DR-437	UC-12X <sup>10</sup>	LX-801
	130/140 (3.0L) -Delco .....	6229718 thru C856558 .....	DR-2240X	DR-90X	DR-314X	DR-437	UC-12X <sup>10</sup>	LX-801
	140 (4 Cyl.) -Delco .....	2508261 thru 6229717 .....	DR-2240X	DR-90X	DR-314X	DR-437	UC-12X <sup>10</sup>	LX-801
	140 (6 Cyl.) -Delco .....	1538930 thru 1725960 .....	DR-2240X	DR-90X	DR-314X	DR-438X	.....	.....
	150 -Delco .....	1666495 thru 2048046 .....	DR-2240X	DR-90X	DR-314X	DR-438X	UC-12X <sup>10</sup>	.....
	160 -Delco .....	2048022 thru 5813433 .....	DR-2240X	DR-90X	DR-314X	DR-438X	UC-12X <sup>10</sup>	.....
	165 (4-3.7L),170/190,180 (3.7L/LX) -Delco .....	From 6916779 .....	DR-2240X	DR-90X	DR-314X	DR-437	UC-12X <sup>10</sup>	LX-801
	165 (6 Cyl.) -Delco .....	2770032 Thru 5813433 .....	DR-2240X	DR-90X	DR-314X	DR-438X	UC-12X <sup>10</sup>	.....
	180LX - Prestolite .....	From B436391 .....	AL-5677XP	AL-118X <sup>6</sup>	AL-183	.....	UC-12X <sup>10</sup>	.....
	180LX - Delco .....	From B436391 .....	DR-2240X	DR-90X	DR-314X	DR-437	UC-12X <sup>10</sup>	.....
	185R/MR (229W) -Prestolite	6330183 thru 691965 .....	AL-5677XM	AL-118X <sup>6</sup>	AL-183	AL-487	UC-12X <sup>10</sup>	.....
	190 (GM) -Delco .....	1564539 thru 1730903 .....	DR-2270XP <sup>8</sup>	DR-70X	DR-311X	DR-466	UC-12X <sup>10</sup>	.....
	198 INB (GM) -Mallory .....	4776402 thru 621846 .....	MY-201XP	MY-100	AL-99	MY-406	UC-12X <sup>10</sup>	.....
	200 -Delco .....	2453769 thru 2712072 .....	DR-2240X	DR-90X	DR-314X	DR-438X	UC-12X <sup>10</sup>	.....
	215 -Autolite .....	2781153 thru 8563181 .....	FD-8182XV <sup>5</sup>	FD-75X	FD-311X	FD-129X	UC-12X <sup>10</sup>	.....
	-Mallory .....	2781153 thru 3563181 .....	MY-201XP	MY-100	AL-99	MY-406	UC-12X <sup>10</sup>	.....
	225 (Ford) -Autolite .....	3385721 thru 4166999 .....	FD-8182XV <sup>5</sup>	FD-75X	FD-311X	FD-129X	UC-12X <sup>10</sup>	.....
	-Delco .....	1539620 thru 2694014 .....	DR-2270XP <sup>8</sup>	DR-70X	DR-311X	DR-466	UC-12X <sup>10</sup>	.....
	-Mallory .....	3385721 thru 4166999 .....	MY-201XP	MY-100	AL-99	MY-406	UC-12X <sup>10</sup>	.....
	-Mercury .....	3385721 thru 4166999 .....	IH-4281XP	IH-121	FD-311X	FD-129X	UC-12X <sup>10</sup>	.....
	228 -Mallory .....	4765100 thru 6218461 .....	MY-201XP	MY-100	AL-99	MY-406	UC-12X <sup>10</sup>	.....
	233 (Ford) -Mercury .....	4173000 thru 4902304 .....	IH-4281XP	IH-121	FD-311X	FD-129X	UC-12X <sup>10</sup>	.....
	-Prestolite -w/ clip-on cap	4173000 thru 4902304 .....	AL-5677XM	AL-118X <sup>6</sup>	AL-153	AL-483 <sup>7</sup>	UC-12X <sup>10</sup>	.....
	-w/ screw-down cap .....	4173000 thru 4902304 .....	AL-5677XM	AL-118X <sup>6</sup>	AL-183	AL-488	UC-12X <sup>10</sup>	LX-802
	250 (GM) -Mallory .....	4768000 thru 4908849 .....	MY-201XP	MY-100	AL-99	MY-406	UC-12X <sup>10</sup>	.....
	255 (Ford,GM) -Mallory .....	3258728 thru 6218461 .....	MY-201XP	MY-100	AL-99	MY-406	UC-12X <sup>10</sup>	.....
	-Mercury .....	4498701 thru 5907057 .....	IH-4281XP	IH-121	FD-311X	FD-129X	UC-12X <sup>10</sup>	.....
	260 (GM) -Mallory .....	4908850 thru 6218461 .....	MY-201XP	MY-100	AL-99	MY-406	UC-12X <sup>10</sup>	.....
	260INB (SKI) -Mallory .....	From A338553 .....	MY-201XP	MY-100	AL-99	MY-406	UC-12X <sup>10</sup>	.....
	280 TRS -Mercury .....	4176250 thru 4499390 .....	IH-4281XP	FD-75X	FD-311X	FD-129X	UC-12X <sup>10</sup>	.....
	280 (GM) -Mallory .....	4499391 thru 4770199 .....	MY-201XP	MY-100	AL-99	MY-406	UC-12X <sup>10</sup>	.....
	330 -Mallory .....	4623115 thru 6083144 .....	MY-201XP	MY-100	AL-99	MY-406	UC-12X <sup>10</sup>	.....
	370,400,440 TRS -Holley ...	4883520 thru 6721527 .....	IH-4281XP	FD-75X	FD-311X	FD-129X	UC-12X <sup>10</sup>	.....

(continued on next page)

<sup>5</sup> For Hi-Performance use FD-8285XV. <sup>6</sup> AL-111X ma also be used. <sup>7</sup> Use AL-483G for cap gasket.

<sup>8</sup> For high RPM engines use DR-2371XP; for Point set & Condenser use DR-3575CX. <sup>10</sup> For 2 prong resistor, use RU-26.

# Distributor & D.I.S. Unit Parts (Cont'd) MERCUISER (MERCURY MARINE) (Cont'd)

## INBOARD ENGINES (Cont'd)

### DISTRIBUTOR PARTS-BREAKER POINT IGN (Cont'd)

YEAR	MODEL/ENGINE	Unit No./Description	Point Set	Condenser	Rotor	Cap	Ign. Coil	Conversion Kit
79-72	370/400,440/460/TRS							
	-Mallory .....	From 4179554 .....	MY-201XP	MY-100	AL-99	MY-406	UC-12X <sup>10</sup>	.....
	-Mercury .....	4179554 thru 6721527 .....	IH-4281XP	IH-121	FD-311X	FD-129X	UC-12X <sup>10</sup>	.....
	460 (GM) TRS -Mallory .....	6180970 thru 6181046 .....	MY-201XP	MY-100	AL-99	MY-406	UC-12X <sup>10</sup>	LX-802
	460 -Holley .....	6180970 thru 6181046 .....	IH-4281XP	FD-75X	FD-311X	FD-129X	UC-12X <sup>10</sup>	.....
	470 -Delco .....	From 4208730 thru 8916778 .....	DR-2240X	DR-90X	DR-314X	DR-437	UC-12X <sup>10</sup>	LX-801
	470R -Delco .....	From 6218037 .....	DR-2240X	DR-90X	DR-314X	DR-437	UC-12X <sup>10</sup>	.....
	485 -Delco .....	5685394 thru 6916778 .....	DR-2240X	DR-90X	DR-314X	DR-437	UC-12X <sup>10</sup>	LX-801
	488 -Delco .....	6218037 thru 6916778 .....	DR-2240X	DR-90X	DR-314X	DR-437	UC-12X <sup>10</sup>	LX-801
	888 (Ford) -Autolite .....	3108723 thru 4887829 .....	FD-8182X <sup>5</sup>	FD-75X	FD-311X	FD-129X	UC-12X <sup>10</sup>	.....
	-Mallory .....	3108723 thru 4887829 .....	MY-201XP	MY-100	AL-99	MY-406	UC-12X <sup>10</sup>	.....
	-Mercury .....	3108723 thru 4887829 .....	IH-4281XP	IH-121	FD-311X	FD-129X	UC-12X <sup>10</sup>	.....
	-Prestolite .....	3108723 thru 4887829 .....	AL-5677XM	AL-118X <sup>6</sup>	AL-153	AL-483 <sup>7</sup>	UC-12X <sup>10</sup>	LX-802
	898 (GM) -Mallory .....	4762210 thru 6218461 .....	MY-201XP	MY-100	AL-99	MY-406	UC-12X <sup>10</sup>	.....
	SKI (5.7L GM) -Mallory .....	A338553 thru F775199 .....	MY-201XP	MY-100	.....	MY-406	UC-12X <sup>10</sup>	.....
	SKI (5.7LGM) -Prestolite ...	A338553 thru F775199 .....	.....	AL-118X	AL-183	AL-488	UC-12X <sup>10</sup>	LX-805

## Charging System Unit Parts

### INBOARD ENGINES

#### CHARGING SYSTEM PARTS - DELCO REMY

MODEL/ENGINE	Unit No./Description	Volt. Reg.	Diode(P)/Trio	Diode(N)/Rectifier	Brush Set	Brush Holder Assembly
<b>DELCO WITH EXTERNAL REGULATOR</b>						
OEM Reg. No. 1119507 .....	Exc.Alt.No.1100619,654 .....	VR-103 <sup>19</sup>	D-2P	D-2N	.....	.....
OEM Reg. No. 1119515 .....	Exc.Alt.No.1100619,654 .....	VR-171 <sup>19</sup>	D-2P	D-2N	.....	.....
<b>DELCO WITH INTERNAL REGULATOR</b>						
All .....	110915,577 .....	.....	D-11	D-4	RX-103	RX-103A

#### CHARGING SYS. PARTS-MANDO/MOTOROLA

MODEL/ENGINE	Unit No./Description	Mando Reg.	Motorola Reg.
<b>MANDO/MOTOROLA</b>			
120/2.5L .....	From 6229718 .....	VR-109	VR-410
140/3.0L .....	From 6229718 .....	VR-409	VR-410
175/4.3L,205/4.3L-LX -(262 Eng.) .....	From B527955 .....	VR-409	VR-410
185 -(229 Eng.) R/MR .....	From 6330183 .....	VR-409	VR-410
185,205 -(262 Eng.) .....	From A331455 .....	VR-409	VR-410
200,228,230,260,898 .....	From 6218462 .....	VR-409	VR-410
200/5.0L,230/5.0L/LX,260/5.7L .....	From B525982 .....	VR-409	VR-410
230/5.0L,260/5.7L(INB) .....	From B522506 .....	.....	VR-410
300MR/TRS .....	From 6668677 .....	.....	VR-410
320 -w/Borg Warner .....	From 6083145 .....	VR-409	VR-410
-EF1 -(Alpha One) .....	From A543604 .....	.....	VR-410
-(Bravo) .....	From B157603 .....	.....	VR-410
340/704L(INB) -w/Borg Warner .....	From 5889914 .....	.....	VR-410
350(Magnum) .....	From A635178,From B530636 .....	VR-409	VR-410
370,400,440,460TRS .....	From 4179554 .....	.....	VR-410

(continued on next page)

<sup>5</sup> For Hi-Performance use FD-8285XV.

<sup>6</sup> AL-111X ma also be used.

<sup>7</sup> Use AL-483G for cap gasket.

<sup>10</sup> For 2 prong resistor, use RU-26.

<sup>19</sup> Port side pack for "S" Models.

# Charging System Unit Parts (Cont'd) MERCUISER (MERCURY MARINE) (Cont'd)

## INBOARD ENGINES (Cont'd)

### CHARGING SYS. PARTS-MANDO/MOTOROLA (Cont'd)

MODEL/ENGINE	Unit No./Description	Mando Reg.	Motorola Reg.
<b>MANDO/MOTOROLA (Cont d)</b>			
370TRS	From 6721528	.....	VR-410
420 MCM	From A398941	.....	VR-410
454 (Magnum)	From A631894	VR-409	VR-410
5.7 (SKI)	From B514627	VR-409	VR-410
575 MCM	From A677429	.....	VR-410
7.4L(Bravo)	From B771113	VR-409	VR-410

## Starter Unit Parts

### INBOARD ENGINES

#### STARTER SOLENOID

MODEL/ENGINE	Unit No./Description	Std. Solenoid	H.D. Solenoid
110	1537370 thru 2044033	SS-580	UM-21
120	1666601 thru 4469865	SS-580	UM-21
120	4469866 thru 6229717	SS-606	.....
120 (2.5L)	From 6229718	SS-605	.....
140	4460665 thru 6229717	SS-606	.....
140 (3.0L)	From 6229718	SS-605	.....
140	2508261 thru 4460664	SS-580	UM-21
140 (6Cylinder)	1538930 thru 1725960	SS-580	UM-21
150	1666495 thru 2048046	SS-580	UM-21
160	2048022 thru 2770031	SS-580	UM-21
165	2770032 thru 4471565	SS-580	UM-21
165	4471566 thru 6916778	SS-606	.....
165	From 6916779	SS-581X	.....
170	From 6916779	SS-581X	.....
180,190 (4Cylinder)	From 6916779	SS-581X	.....
190	1564539 thru 1730903	SS-580	UM-21
198	4762210 thru 6218461	SS-606	.....
200	2453769 thru 2712072	SS-580	UM-21
215	From 2781153(w/Hydraulic Shift)	SS-580	UM-21
215	From 2781153(w/Electronic Shift)	SS-581X	.....
225	From 3385721	SS-580	UM-21
225	1539620	SS-580	UM-21
228IB	4765100 thru 6218461	SS-606	.....
228SD	4765100 thru 6218461	SS-598X	.....
228TR, SD	4765100 thru 5170008	SS-606	.....
233	From 4173000(Inboards)	SS-580	UM-21
250	2314301 thru 2639854	SS-580	UM-21
250	4768000 thru 4908849	SS-598X	.....
255 GM	From 4175500	SS-606	.....
255	From 3258728 (Ford Inboards)	SS-580	UM-21
255	From 3258728 (Ford SD)	SS-581X	.....
260	4908850 thru 6218461	SS-598X	.....
270	2851074 thru 3077735	SS-580	UM-21
280	From 4176250	SS-606	.....
325	From 2278747	SS-580	UM-21
330 w/Thunderbolt	From 4623115	SS-580	UM-21
330 Exc. Thunderbolt	4623115 thru 6083144	SS-606	.....
340	From 5889914	SS-605	.....
350	From 3780450	SS-580	UM-21
370TRS	4179554 thru 6721527	SS-606	.....
390	2781129 thru 2825059	SS-580	UM-21
400TRS	From 4179554	SS-606	.....
440TRS	From 4179554	SS-606	.....
460TRS	From 4179554	SS-606	.....
470	From 428730	SS-581X	.....
485	From 5685394	SS-581X	.....
488	From 6170297	SS-581X	.....
60	1887079 thru 2049044	SS-580	UM-21

(continued on next page)



# Starter Unit Parts (Cont'd) MERCUISER (MERCURY MARINE) (Cont'd)

## INBOARD ENGINES (Cont'd)

### STARTER SOLENOID (Cont'd)

MODEL/ENGINE	Unit No./Description	Std. Solenoid	H.D. Solenoid
80	2049045 thru 2851423	SS-580	UM-21
888 (Ford)	3108723 thru 4612109	SS-581X	.....
90	2851424 thru 3226957	SS-580	UM-21
888 (Ford)	From 4612110	SS-598X	.....
898 (GM)	4762210 thru 6218461	SS-598X	.....
Rover	From 31400000F	SS-580	UM-21

### STARTER SYSTEM PARTS

YEAR	MODEL/ENGINE	Unit No./Description	Drive or Clutch	Solenoid or Switch	Brush Set	Bushing D.E	Bushing C.E.
<b>DELCO EQUIPPED</b>							
79	All	1108755	SDN-1A	SS-200X	RX-60	.....	X-4378
		1108756	SDN-1A	SS-200X	RX-60	X-5256	X-4378
		1109484,1109485	.....	SS-200X	RX-60	X-4349	X-4378
78	225,325,350,390 -C.W. Rotation	1109484	.....	SS-200X	RX-60	X-4349	X-4378
78-75	198,330,225,325,350,390,225S,228,233,255,350 Inboard 225 -C.W. Rotation	1108525	.....	SS-200X	RX-60	X-4349	X-4378
	198,330,225S,228,233,255,350 Inboard 225 -C.C.W. Rotation	1108742	.....	SS-200X	RX-60	X-4349	X-4378
	215,325 -C.C.W. Rotation	1108374	.....	SS-200X	RX-60	X-4349	X-4378
	215,325,225,325,350,390 -C.W. Rotation	1108373	SDN-7	SS-200X	RX-60	X-4349	X-4378
78-71	120,140,165,198,228,250,255,280,330,898	1108381,391,477,755,756,1109786,488,489	SDN-1A	SS-200X	RX-60	X-5256	X-4378
	225,325,350,390 -C.C.W. Rotation	1108742;1109485	.....	SS-200X	RX-60	X-4349	X-4378
77	225,325,350,390 -C.C.W. Rotation	1109484	.....	SS-200X	RX-60	X-4349	X-4378
76-75	225,325,350,390 -C.W. Rotation	1109484	.....	SS-200X	RX-60	X-4349	X-4378
73-69	225,325,350,390 -C.C.W. Rotation	1108525	.....	SS-200X	RX-60	X-4349	X-4378
	-C.W. Rotation	1109484	.....	SS-200X	RX-60	X-4349	X-4378
72-69	225,325,350,390 -C.C.W. Rotation	1108374	.....	SS-200X	RX-60	X-4349	X-4378
70-63	110,120,140,150,190,225,270,310	1107233,274	SDN-1A	SS-200X	RX-60	X-5256	X-4378
		1107259; 1108361,365	SDN-1A	SS-200X	RX-60	X-4349	X-4378
	160	1108380,391	SDN-1A	SS-200X	RX-60	X-5256	X-4378
<b>PRESTOLITE EQUIPPED</b>							
79-74	All -w/Ford 302,351 Eng.	MEO-7003,50-69865	SDN-60	SS-547A <sup>2</sup>	EX-85	X-4427	.....
78-75	215,888 -Stern Drive	D60Z-11002-A	SDN-3A	SS-598X	FX-40	X-5404	X-5203
	233,888 -Stern Drive	MEO-7003	SDN-60	.....	EX-85	X-4427	.....

## Vehicle Component Guide

### INBOARD ENGINES

#### TRIM/TILT SOLENOID

MODEL/ENGINE	Unit No./Description	Solenoid
120,140	2062141 thru 2791956	SS-580
	2791957 thru 6225576	SS-606
160	2065190 thru 2763441	SS-580
165	From 2763442	SS-606
215E	2782203 thru 2909034	SS-580
215H	2909035 thru 2915034	SS-580
225-S -Barrel Type	3856268 thru 4200499	SS-580
-Flat Type	3856268 thru 4200499	SS-606
228	4782330 thru 6225576	SS-606
233 -Barrel Type	From 4200500	SS-580
-Flat Type	From 4200500	SS-606
250	4791300 thru 4898729	SS-606
255TRS -Barrel Type	3377316 thru 4203749	SS-580
-Flat Type	3377316 thru 4203749	SS-606
260	4898730 thru 6225576	SS-606
280TRS -Barrel Type	4203750 thru 4895399	SS-580

(continued on next page)

<sup>2</sup>SS-547 (Push Button Type) or SS-597 (Flat Mounting Bracket) may also be used.

# Vehicle Component Guide (Cont'd) MERCUISER (MERCURY MARINE) (Cont'd)

## INBOARD ENGINES (Cont'd)

### TRIM/TILT SOLENOID (Cont'd)

MODEL/ENGINE	Unit No./Description	Solenoid
280TRS -Flat Type	4203750 thru 4895399	SS-606
470	4208730 thru 6225576	SS-606
485	From 4893835	SS-606
888 -Barrel Type	From 3106717	SS-580
-Flat Type	From 3106717	SS-606
898	47823300 thru 6225576	SS-606
90	2898020 thru 3225967	SS-580
Alpha One SS,Speedmaster	All	SS-606
Alpha One,R/MR	From 6225577	SS-605
Alpha One,Gen. II	From D494569	SS-605
Bravo I,II	From B664190	SS-605
I,II	2398798 thru 2671321	SS-580
III	2373127 thru 3002613	SS-580
IITR	3377316 thru 4644609	SS-606
	4644610 thru 4794899	SS-580
S/Speedmaster	All	SS-606
TR/TRS	From 4764900	SS-605

## Distributor & D.I.S. Unit Parts

## MICHIGAN

### INBOARD ENGINES

#### DISTRIBUTOR PARTS

YEAR	MODEL/ENGINE	Unit No./Description	Point Set	Condenser	Rotor	Cap
57-45	Herc. IXB	IGN-4157	AL-5661X	AL-63	AL-102	AL-25

#### IGNITION COIL

YEAR	MODEL/ENGINE	Ign. Coil
57-45	HERC. IXB	UC-14X

## Charging System Unit Parts

### INBOARD ENGINES

#### CHARGING SYSTEM PARTS

YEAR	MODEL/ENGINE	Unit No./Description	Volt. Reg.
57-45	Herc. IXB	GAS-4140,41	CO-109

## Starter Unit Parts

### INBOARD ENGINES

#### STARTER SYSTEM PARTS

YEAR	MODEL/ENGINE	Unit No./Description	Starter Solenoid	Brush Set	Bushing D.E.
57-45	Herc IXB	MZ-4063	.....	EX-16B	.....

## Distributor & D.I.S. Unit Parts

## MITSUBISHI MARINE

### INBOARD ENGINES

#### DISTRIBUTOR PARTS

MODEL/ENGINE	Unit No./Description	Point Set	Condenser	Rotor	Cap
4 - All	YL694AV	MY-201XP	MY-100	AL-99	.....

## Charging System Unit Parts

### INBOARD ENGINES

#### CHARGING SYSTEM PARTS

MODEL/ENGINE	Volt. Reg.
All -w/Mitsubishi Alternator	VR-163

## Charging System Unit Parts

**MURPHY DIESEL**

### INBOARD ENGINES

#### CHARGING SYSTEM PARTS

YEAR	MODEL/ENGINE	Unit No./Description	Volt. Reg.	Diode(P)/Trio	Diode(N)/Rectifier	Brush Set
66-64	24 Volt .....	1117772 .....	VR-135	D-1P	D-1N	.....
	32 Volt .....	1117773 .....	VR-195	D-1P	D-1N	.....

## Distributor & D.I.S. Unit Parts

**NORDBERG**

### INBOARD ENGINES

#### DISTRIBUTOR PARTS

YEAR	MODEL/ENGINE	Unit No./Description	Point Set	Condenser	Rotor	Cap
60-48	Arroco, Bluefin 230, Marlin 320, Knight 340	IGC-5501A .....	AL-4556XP	AL-111X	AL-98	.....
47	JXDM, JXLDM, QXLDM .....	IGC-5501 .....	AL-4556XP	AL-111X	AL-98	.....

## Charging System Unit Parts

### INBOARD ENGINES

#### CHARGING SYSTEM PARTS

YEAR	MODEL/ENGINE	Unit No./Description	Volt. Reg.	Brush Set	Bushing
60-48	Arrow, Bluefin 230, Marlin 320, Knight 340 .....	GFA-4818P-2 .....	CO-107	.....	.....
60-48	Arrow, Bluefin 230, Marlin 320, Knight 340 .....	GFW-4815P, 24 .....	.....	.....	X-4278
47	JXM, JXLDM, QXLDM .....	GFA-4808-2 .....	VR-224	.....	X-4278

## Starter Unit Parts

### INBOARD ENGINES

#### IGNITION COIL

YEAR	MODEL/ENGINE	Ign. Coil
60-47	6 Volt .....	UC-14X
60-47	12 Volt .....	UC-14X

#### STARTER SYSTEM PARTS

YEAR	MODEL/ENGINE	Unit No./Description	Starter Solenoid	Brush Set	Bushing D.E.
60-48	Arrow, Bluefin 230, Marlin 320, Knight 340 .....	MCL-6004, 15 .....	SS-544A	EX-16B	.....
60-48	Arrow, Bluefin 230, Marlin 320, Knight 340 .....	MAU .....	SS-544A	.....	.....
47	JXDM, JXLDM, QXLDM .....	MCL .....	SS-544A	EX-16B	.....

## Distributor & D.I.S. Unit Parts

**NORSEMAN MARINE**

### INBOARD ENGINES

#### DISTRIBUTOR PARTS

YEAR	MODEL/ENGINE	Unit No./Description	Point Set	Condenser	Rotor	Cap
60-55	Arrow, Bluefin, Bullet, Economy, Knight, Marlin, Tarpon .....	IGC-5501A .....	AL-4556XP	AL-111X	AL-98	AL-96

## Charging System Unit Parts

### INBOARD ENGINES

#### CHARGING SYSTEM PARTS

YEAR	MODEL/ENGINE	Unit No./Description	Volt. Reg.	Brush Set	Bushing
60-58	Arrow, Bluefin, Bullet, Economy, Knight, Marlin, Tarpon 12 Volt .....	GEF-5001, 02 .....	.....	EX-57	X-4347
59-55	Arrow, Bluefin, Bullet, Economy 6 Volt .....	GFA-4818P-2 .....	CO-107	.....	.....
59-55	Arrow, Bluefin, Bullet, Economy 6 Volt .....	GFA-4835-2 .....	VR-224	.....	X-4278
59-55	Arrow, Bluefin, Bullet, Economy 6 Volt .....	GDZ-6003, 05 .....	VR-11	EX-57	X-4347
57-55	Knight, Marlin, Tarpon .....	GEF-5001, 02 .....	.....	EX-57	X-4347

## Starter Unit Parts

## NORSEMAN MARINE (Cont'd)

### INBOARD ENGINES

#### IGNITION COIL

YEAR	MODEL/ENGINE	Ign. Coil
60-55	6 Volt .....	UC-14X
60-55	12 Volt .....	UC-15X

#### STARTER SYSTEM PARTS

YEAR	MODEL/ENGINE	Unit No./Description	Starter Solenoid	Brush Set	Bushing D.E.
59-55	Knight, Marlin, Tarpon .....	MAU-4046, 47 .....	SS-547A	.....	X-4258
59-55	Arrow, Bluefin, Bullet, Economy .....	MCL-6014, 15 .....	SS-544A	EX-16B	X-4258
59--55	Arrow, Bluefin, Bullet, Economy .....	MAU-4046, 47 .....	SS-547A	.....	X-4258

## Distributor & D.I.S. Unit Parts

## NOVO

### INBOARD ENGINES

#### DISTRIBUTOR PARTS

YEAR	MODEL/ENGINE	Unit No./Description	Point Set	Condenser	Rotor	Cap
51-48	CW-95, 133 .....	IGN-4134 .....	AL-5661X	AL-63	AL-102	AL-25
51-48	CW-95, 133 .....	IGW-4134 .....	AL-5661X	AL-63	AL-102	AL-25
46-39	CW, CW-66, 95, 133 .....	IGW-4134 .....	AL-5661X	AL-63	AL-102	AL-25
46-39	CW, CW-66, 75, 133 .....	IGW-4145, 46 .....	AL-5661X	AL-63	AL-64	AL-25

## Charging System Unit Parts

### INBOARD ENGINES

#### CHARGING SYSTEM PARTS

YEAR	MODEL/ENGINE	Volt. Reg.
46-39	C10, CW-66, 95, 133 .....	CO-109

## Starter Unit Parts

### INBOARD ENGINES

#### IGNITION COIL

YEAR	MODEL/ENGINE	Starter Solenoid
51-39	All .....	UC-14X

#### STARTER SYSTEM PARTS

YEAR	MODEL/ENGINE	Unit No./Description	Starter Solenoid	Brush Set
51-48	CW-95, 133 .....	MZ-4067 .....	SS-525	EX-16B

## Distributor & D.I.S. Unit Parts OLDSMOBILE MARINE ENGINES

### INBOARD ENGINES

#### DISTRIBUTOR PARTS

YEAR	MODEL/ENGINE	Unit No./Description	Point Set	Condenser	Rotor	Cap
79-77	<b>PRESTOLITE EQUIPPED</b> 8 Cylinder .....	IBM-7010 .....	AL-5486XP	AL-118X <sup>6</sup>	AL-153	AL-483 <sup>7</sup>

## Distributor & D.I.S. Unit Parts O.M.C. - INBOARD/OUTBOARD

### INBOARD ENGINES

#### DISTRIBUTOR PARTS

YEAR	MODEL/ENGINE	Unit No./Description	Point Set	Condenser	Rotor	Cap	Conversion Kit
79-73	4 -140 H.P. -Delco-Remy .....	980500;982351 .....	DR-2240X	DR-90X	DR-314X	DR-437	LX-801
79	8 -185,200,230,260 H.P.,454 Eng. -Prestolite .....	IBM-7011C .....	AL-5677XM	AL-118X <sup>6</sup>	AL-183	AL-483 <sup>7</sup>	LX-802
79-78	8 -200,230 H.P. -Mallory .....	981659 .....	MY-201XP	MY-100	AL-99	MY-406	.....

(continued on next page)

<sup>6</sup> AL-111X ma also be used. <sup>7</sup> Use AL-483G for cap gasket.

# Distributor & D.I.S. Unit Parts (Cont'd) O.M.C. - INBOARD/OUTBOARD (Cont'd)

## INBOARD ENGINES (Cont'd)

### DISTRIBUTOR PARTS (Cont'd)

YEAR	MODEL/ENGINE	Unit No./Description	Point Set	Condenser	Rotor	Cap	Conversion Kit
79-65	4 -120 H.P. -Delco-Remy	383581;384258	DR-2240X	DR-90X	DR-314X	DR-437	LX-801
79	8 -5.0L (GM) Eng. -Prestolite	Hold-down Cap	AL-5677XM	AL-118X <sup>6</sup>	AL-153	AL-483 <sup>7</sup>	LX-802
	-200,230,260 -Prestolite	982320	AL-5677XM	AL-118X <sup>6</sup>	AL-153	AL-483 <sup>7</sup>	LX-802
79-78	8 -185,225,260 H.P. -Mallory	981659	MY-201XP	MY-100	AL-99	MY-406	.....
79	8 -5.0L (GM) Eng. -Mallory	983453	MY-201XP	MY-100	AL-99	MY-406	.....
79-78	8 -185 H.P. -Mallory	981659	MY-201XP	MY-100	AL-99	MY-406	.....
	-Prestolite	982320	AL-5677XM	AL-118X <sup>6</sup>	AL-153	AL-483 <sup>7</sup>	LX-802
79-77	8 -305 INB -w/SIDE TERMINAL CAP						
	-Mallory	980680	MY-201XP	MY-100	MY-302	MY-407	.....
	-w/TOP TERMINAL CAP -Mallory	981659, 982320	MY-201XP	MY-100	AL-99	MY-406	.....
79-75	8 -175,190 H.P. -Prestolite	IBM-7008S	AL-5677XM	AL-118X <sup>6</sup>	AL-153	AL-483 <sup>7</sup>	LX-802
	-235,240,250 H.P. -Prestolite	IBM-7008S; 981080	AL-5677XM	AL-118X <sup>6</sup>	AL-153	AL-483 <sup>7</sup>	LX-802
78	8 -225 H.P. -Mallory	981659, 982320	MY-201XP	MY-100	AL-99	MY-406	.....
77-74	8 -175,190 H.P. -Prestolite	980902	AL-5677XM	AL-118X <sup>6</sup>	AL-153	AL-483 <sup>7</sup>	LX-802
76	8 -200,230 H.P. -Mallory	981659	MY-201XP	MY-100	AL-99	MY-406	.....
76-75	8 -260 H.P. -Mallory	384193	MY-201XP	MY-100	MY-302	MY-407	.....
76-72	6 -165 H.P. -Delco-Remy	980156	DR-2240X	DR-90X	DR-314X	DR-438X	.....
76-71	8 -225,230,245 H.P. -Mallory	381775	MY-201XP	MY-100	MY-302	MY-407	.....
75-74	8 -290 Jet -Mallory	.....	MY-201XP	MY-100	MY-302	MY-407	.....
74-73	8 -170 H.P. Ford Eng. -Prestolite	IBM-7007,S	AL-5677XM	AL-118X <sup>6</sup>	AL-153	AL-483 <sup>7</sup>	LX-802
74-70	8 -250 H.P. -Mallory	.....	MY-201XP	MY-100	MY-302	MY-407	.....
73-72	4 -100 H.P. -Delco-Remy	384720;980500;982351	DR-2240X	DR-90X	DR-314X	DR-437	LX-801
72-68	8 -210 H.P. -Mallory	381775	MY-201XP	MY-100	MY-302	MY-407	.....
72-66	6 -155 H.P. -Delco-Remy	1110376	DR-2270XP	DR-70X	DR-313	DR-442	.....
71	8 -215,235 H.P. -Mallory	.....	MY-201XP	MY-100	MY-302	MY-407	.....
71-70	4 -90 H.P. -Ford	383711	FD-8183XV	FD-78X	FD-113	FD-146	.....
69-68	4 -80 H.P. -Ford	383110	FD-8183XV	FD-78X	FD-113	.....	.....
68-67	8 -200 H.P. -Delco-Remy	382127;111050,053,058	DR-2270XP <sup>8</sup>	DR-70X	DR-311X	DR-466	.....
68-65	8 -185 H.P. -Mallory	381775	MY-201XP	MY-100	MY-302	MY-407	.....
66	8 -200 H.P. -Delco-Remy	.....	DR-2270XP <sup>8</sup>	DR-90X	DR-311X	DR-466	.....
66-64	6 -150 H.P. -Delco-Remy	1110309,322	DR-2270XP	DR-90X	DR-313	DR-467	.....
66-62	4 -80,88,90 H.P.	Magneto	S9-444	.....	.....	.....	.....
64	4 -110 H.P. -Delco-Remy	.....	DR-2240X	DR-90X	DR-314X	DR-437	LX-801
	5.0L, 5.8L Ford	.....	.....	.....	.....	FD-307	.....

## INBOARD ENGINES

### IGNITION COIL & MISC. PARTS

YEAR	MODEL/ENGINE	Ign. Coil
	V6 Eng. w/ Delco Direct Ign.	DR-36
	V8 Eng. w/ Delco HEI - Coil	DR-37
	V8 Eng. w/ Delco HEI - Module	LX-340
	V8 Eng. w/ Delco HEI - Pick-up	LX-342
79	120,140,185,200,230,250, -260 H.P.	FD-471X
78	120,140,185,225,230,240 H.P. -305,350,454 Eng.	FD-471X
77	120,140,175,190,225,230,235 -H.P.;305,350,454 Eng.	FD-471X
76	120,140,165,175,190,225,230, -235,260 H.P.	FD-471X

(continued on next column)

## INBOARD ENGINES (Cont'd)

### IGNITION COIL & MISC. PARTS (Cont'd)

YEAR	MODEL/ENGINE	Ign. Coil
75	120,140,165,175,190,225,230, -235,245,260,290 H.P.	FD-471X
74	120,140,165,225,245,250,290 -H.P.	FD-471X
73	100,120,140,165,225,245,250 -H.P.	FD-471X
72	100,120,155,165,210,225,245 -250 H.P.	FD-471X
71	90,120,155,210,215,235,250 -H.P.	FD-471X
70	90,120,155,210,250 H.P.	FD-471X

## Charging System Unit Parts

### INBOARD ENGINES

#### CHARGING SYSTEM PARTS

YEAR	MODEL/ENGINE	Unit No./Description	Volt. Reg.
79-67	All -w/Prestolite -Long Lead Type -External Regulator	ALK-6210,A;6222,A,AY,AYS,Y;ANK-5201S,Y,YS	VR-192

<sup>6</sup> AL-111X ma also be used.

<sup>7</sup> Use AL-483G for cap gasket.

<sup>8</sup> For high RPM engines use DR-2371XP; for Point set & Condenser use DR-3575CX.

# Starter Unit Parts

# O.M.C. - INBOARD/OUTBOARD (Cont'd)

## INBOARD ENGINES

### STARTER SYSTEM PARTS

YEAR	MODEL/ENGINE	Brush Set	Starter Solenoid	Solenoid Switch	Tilt Solenoid	Trim Solenoid
<b>STERN(Inboard,Jet) DRI</b>						
79-77	305,350,454 -Inboard	RX-60	SS-200X	.....	.....	.....
79	200	.....	SS-200X	.....	.....	.....
	230,260	RX-60	SS-200X	.....	.....	.....
79-78	120,140	RX-60	SS-200X	.....	.....	.....
79-78	185	RX-60	SS-200X	.....	.....	.....
78	225	RX-60	SS-200X	.....	.....	.....
78-75	175,235	.....	.....	SS-598X	.....	SS-581X
78-74	190	.....	.....	SS-598X	.....	SS-581X
78-66	200	RX-60	SS-200X	SS-603	.....	.....
77-73	140	RX-60	SS-200X	SS-581X	SS-581X	SS-581X
77-72	120	RX-60	SS-200X	SS-581X	SS-581X	SS-581X
76-75	230,260 -Inboard	RX-60	SS-200X	SS-581X	.....	.....
76-74	225	RX-60	SS-200X	SS-581X	.....	SS-581X
76-72	165	RX-60	SS-200X	SS-581X	SS-581X	SS-581X
75-74	245	RX-60	SS-200X	SS-581X	.....	SS-581X
	290 -Jet Drive	RX-60	SS-200X	SS-603	.....	.....
75-72	245 -Jet Drive	RX-60	SS-200X	SS-603	.....	.....
75-70	250 -Inboard	.....	SS-200X	SS-603	.....	.....
74	170	.....	.....	SS-598X	.....	SS-581X
74-73	225 -Inboard	RX-60	SS-200X	SS-603	.....	.....
73	145 -Jet Drive	.....	SS-200X	SS-581X	.....	.....
	225,245	RX-60	SS-200X	SS-581X	.....	.....
73-72	100	RX-60	SS-200X	SS-581X	.....	SS-581X
72	225,245	RX-60	SS-200X	SS-603	.....	.....
72-70	210 -Inboard	RX-60	SS-200X	SS-603	.....	.....
72-67	155	RX-60	SS-200X	SS-603	.....	.....
71	215,235	RX-60	SS-200X	SS-603	.....	.....
71-65	90	.....	.....	SS-603	.....	.....
	120	RX-60	SS-200X	SS-603	.....	.....
70-68	210	RX-60	SS-200X	SS-603	.....	.....
69	80	.....	.....	SS-603	.....	.....
		.....	.....	SS-603	.....	.....
68-67	185	RX-60	SS-200X	SS-603	.....	.....
66-65	150	RX-60	SS-200X	SS-603	.....	.....
64	88	.....	.....	UM-21	.....	.....

## Vehicle Component Guide

### INBOARD ENGINES

#### POWER TRIM RELAY

MODEL/ENGINE	Part No.
All -w/O.M.C. Relay No.583472,473	RY-30

## Distributor & D.I.S. Unit Parts

## ONAN PRODUCTS

### INBOARD ENGINES

#### DISTRIBUTOR PARTS

YEAR	MODEL/ENGINE	Unit No./Description	Point Set	Condenser	Rotor	Cap	Ign. Coil
75-61	Prestolite Eq	IGW-4409A,B	AL-5661X	AL-63	AL-102	AL-25	UC-15X
	MDJC						

## Distributor & D.I.S. Unit Parts

## PACEMAKER

### INBOARD ENGINES

#### DISTRIBUTOR PARTS

YEAR	MODEL/ENGINE	Unit No./Description	Point Set	Condenser	Rotor	Cap	Ign. Coil
	<b>8 C linder</b>						
70-65	PACER 185,190,210,220,250,320,320 Charger .....	1111161 .....	DR-2371XP	DR-70X	DR-311X	DR-429X	UC-12X

## Distributor & D.I.S. Unit Parts

## PALMER MARINE

### INBOARD ENGINES

#### DISTRIBUTOR PARTS

YEAR	MODEL/ENGINE	Unit No./Description	Point Set	Condenser	Rotor	Cap
	<b>DELCO EQUIPPED</b>					
68-58	8 -All .....	1110625 .....	DR-2236XP	DR-50X	DR-306	DR-427
59-55	6 -IHC-BD-308,U-240 .....	111879,886;1112293,340, 355, 418, 709, 710 .....	DR-2227XP	DR-50X	DR-158	DR-413
	-IHC-U-240 .....	1112355 .....	DR-1819	DR-50X	DR-158	DR-413
	<b>HOLLEY EQUIPPED</b>					
74-72	8 -V392 .....	.....	IH-4281XP	IH-121	.....	.....
	<b>MALLORY EQUIPPED</b>					
68-60	6 -IH-220, 240, 264, IHU-308 .....	YD377A, 379A .....	MY-201XP	MY-100	AL-150	AL-132
69-60	8 -IHC V8-345 .....	YD-420 A,B,C,D .....	MY-201XP	MY-100	MY-302	MY-407
	<b>MOTORCRAFT EQUIPPED</b>					
66-58	P302 .....	3000117,118 .....	FD-8182XV <sup>5</sup>	FD-75X	FD-311X	FD-129X
	P351 .....	3000375,376 .....	FD-8182XV <sup>5</sup>	FD-75X	FD-311X	FD-129X
	<b>PRESTOLITE EQUIPPED</b>					
71-61	4 -IH-60;PH-45,134;M- .....	IAY-4010A .....	AL-4556XP	AL-118X <sup>6</sup>	AL-150	AL-134
60-54	4 -IH-60;PH-20,45,134; .....	IAY-4010A .....	AL-4556XP	AL-118X <sup>6</sup>	AL-150	AL-134
60-46	4 -IH-60;PH-20,45,134 .....	IGW-4152 .....	AL-5661X	AL-63	AL-102	AL-25
58	6 -PH-75,120 .....	IAY-4009B .....	AL-4556XP	AL-106X	AL-150	AL-132
		IGW-4149,A .....	AL-5661X	AL-63	AL-102	AL-92
41-37	HH, LH .....	IGC-4048C .....	AL-5661X	AL-118X <sup>6</sup>	.....	AL-35
46-45	4 -HH-LLH .....	IGW-4019A .....	AL-5661X	AL-63	AL-64	AL-65

## Charging System Unit Parts

### INBOARD ENGINES

#### CHARGING SYSTEM PARTS

YEAR	MODEL/ENGINE	Unit No./Description	Voit. Reg.	Brush Set	Bushing
	<b>Delco Equipped Generator</b>				
59-57	401 V8 .....	1102044 .....	VR-20	RX-58	.....
59-55	U240,BD-308 .....	1120428 .....	CO-107	RX-46	.....
	<b>Prestolite Equipped Alternator</b>				
66-61	IH-240,264,301D,IH-345;PH-134,IH-60,215,240 ,-12 Volt .....	ALD-5001,02,03 .....	VR-101	.....	.....
		ALF-5202;ALK-5202 .....	VR-107	.....	.....
		ALK-5205,S .....	VR-128	.....	.....
		ALF-5201, ALP-5201 .....	VR-107	.....	.....
	<b>Prestolite Equipped Generator</b>				
69-60	IH-240,264 .....	GEH-4827,4828-M-1 .....	.....	EX-59	.....
	IH-345 .....	GEF-5003A,5004A .....	.....	EX-74	X-4347
		GJZ-7501,7502 .....	.....	EX-74	.....
69-55	IH-240,260,345,,IH-461 .....	GJC-7012F,7018A .....	VR-15	EX-74	.....
	IH-60,PH-20,U-1 .....	GAS-4138 .....	CO-107	.....	.....
60-45	HH,LLH,PH-45,,PH-134 .....	GFA-4816-2 .....	CO-107	EX-59	X-4278
58-45	PH-75,120 .....	GCM-4842-4 .....	CO-107	.....	.....
58-48	HH,LLH,PH-335,,PH-134,PH-45,75,120, .....	GFA-4832-2,4834-2,4808-2;GFW-4815 .....	.....	.....	X-4278

<sup>5</sup> For Hi-Performance use FD-8285XV.

<sup>6</sup> AL-111X ma also be used.

# Starter Unit Parts

# PALMER MARINE (Cont'd)

## INBOARD ENGINES

### STARTER SYSTEM PARTS

YEAR	MODEL/ENGINE	Unit No./Description	Drive or Clutch	Solenoid or Switch	Brush Set	Bushing D.E	Bushing C.E.
<b>Delco Equipped</b>							
63-61	All -12 Volt .....	1107266 .....	SDN-1A	SS-200X	RX-60	X-4349	X-4378
		1107736 .....	SDN-13	SS-547A	RX-60	X-4378	X-4378
		1108186 .....	.....	SS-547A	RX-60	X-4378	X-4378
59-55	IHC-BD-308,U-240,P60 .....	1107156 .....	.....	.....	RX-60	.....	.....
		1107168 .....	.....	SS-210	.....	.....	X-4378
		1107679 .....	.....	SS-200X	.....	.....	X-4378
		1107707 .....	SDN-2	SS-200X	RX-60	X-4349	X-4378
		1107927 .....	.....	SS-544A <sup>20</sup>	.....	.....	.....
		1108033 .....	SDN-18A	SS-210	.....	.....	.....
		1108112 .....	.....	SS-547A <sup>2</sup>	RX-45	.....	.....
		1108153 .....	SDN-18A	.....	RX-45	.....	.....
		1108157 .....	SDN-18A	SS-210	RX-45	X-4378	.....
58-57	IHC-401-V8 .....	1113070 .....	SDN-18A	.....	RX-87	.....	X-5405
<b>Ford Equipped</b>							
	P-302,351 .....	10002202 .....	SDN-3A	SS-547A <sup>2</sup>	FX-40	.....	.....
		10002203 .....	.....	SS-547A <sup>2</sup>	FX-40	.....	.....
<b>Prestolite Equipped</b>							
62-55	IH-240,264,345 .....	MDU-7106,7107;MDY-6005, 6006 .....	.....	SS-203	EX-85	X-4427	.....
69-46	HH,LLH,PH-35,45,PH-134 .....	MZ-4063;MGB-4004 .....	.....	SS-571	.....	.....	.....
58-45	PH-75,120 .....	MAB-4082 .....	SDN-13	.....	.....	X-4258	.....
		MAU-4027,4041 .....	.....	SS-547A <sup>2</sup>	.....	.....	.....
		MAX-4059 .....	.....	.....	EX-37	X-4258	.....
		MAX-4091 .....	.....	SS-544A <sup>20</sup>	EX-37	X-4258	.....

# Distributor & D.I.S. Unit Parts

# PLEASURECRAFT

## INBOARD ENGINES

### DISTRIBUTOR PARTS

YEAR	MODEL/ENGINE	Unit No./Description	Point Set	Condenser	Rotor	Cap	Ign. Coil
<b>Mallor Equipped</b>							
	8 -All .....	Mallory .....	MY-201XP	MY-100	AL-99	MY-406	.....
<b>Mercur Equipped</b>							
74-73	8 -All .....	B64025A2 .....	IH-4281XP	IH-121	.....	AL-483 <sup>7</sup>	LX-802
<b>Prestolite Equipped</b>							
79-76	8 -All -305,350,454 Eng. ....	IBM-7011 .....	AL-5677XM	AL-118X <sup>6</sup>	AL-153	AL-483 <sup>7</sup>	LX-802
78-75	8 -All -Ford -302 Eng. ....	IBM-7007,A .....	AL-5677XM	AL-118X <sup>6</sup>	AL-153	AL-483 <sup>7</sup>	LX-802
	-Ford -351,460 Eng. ....	IBM-7008,A,B,C .....	AL-5677XM	AL-118X <sup>6</sup>	AL-153	AL-483 <sup>7</sup>	LX-802
73-59	4 -1C .....	IGW-4301 .....	AL-5661X	AL-63	AL-102	.....	.....

### IGNITION COILS & RESISTORS

YEAR	MODEL/ENGINE	Ign. Coil	Resistor
79-74	12 Volt -w/ 2 Prong External Resistor .....	UC-12X	RU-26
79-59	12 Volt -w/o External Resistor .....	UC-15X	.....

# Charging System Unit Parts

## INBOARD ENGINES

### CHARGING SYSTEM PARTS

YEAR	MODEL/ENGINE	Volt. Reg.
79-76	All -w/Alternator -No.ALK-6212Y,YS;6220Y,YS .....	VR-411

<sup>2</sup>SS-547 (Push Button T pe) or SS-597 (Flat Mounting Bracket) ma also be used.

<sup>6</sup>AL-111X ma also be used.

<sup>7</sup>Use AL-483G for cap gasket.

<sup>20</sup>SS-544 (Push Button T pe) ma also be used.



# Starter Unit Parts

# PLEASURECRAFT (Cont'd)

## INBOARD ENGINES

### STARTER SYSTEM PARTS

MODEL/ENGINE	Starter Solenoid
All -w/Flat Type Solenoid	SS-598X

## Distributor & D.I.S. Unit Parts

## PRESTOLITE

## INBOARD ENGINES

### DISTRIBUTOR PARTS

MODEL/ENGINE	Unit No./Description	Point Set	Condenser	Rotor	Cap	Ign. Coil
MAKE OR DIVISION						
AEROCEANIC -1974-75	IAY-4014,C	AL-4556XP	AL-118X <sup>6</sup>	AL-150	AL-134	UC-15X <sup>3</sup>
All Models Or Engines	IAD-4109-1M,IAO-4112-1M, IAO-4116-1	AL-4556XP	AL-118X <sup>6</sup>	AL-98	AL-130	.....
	IBB-4109	AL-5677XM	AL-118X <sup>6</sup>	AL-99	AL-131	UC-15X <sup>3</sup>
	IBB-4109A;4201A,B	AL-5677XM	AL-118X <sup>6</sup>	AL-99	AL-131	.....
	IBM-7012	AL-5677XM	AL-118X <sup>6</sup>	AL-183	AL-483 <sup>7</sup>	.....
	IBM-7022	AL-5677XM	AL-118X <sup>6</sup>	AL-183	.....	.....
	IDU-7006,A,IDU-7802	.....	.....	AL-183	AL-488	.....
	IGW-4028	AL-5661X	AL-63	AL-64	AL-65	.....
	IGW-4152,C;4409A,B	AL-5661X	AL-63	AL-102	AL-25	.....
	IGW-4410	AL-5661X	.....	.....	.....	.....
CHRIS-CRAFT -1946-68 Herc. IXB Eng.	IAY-4010,A	AL-4556XP	AL-118X <sup>6</sup>	AL-150	AL-134	UC-15X <sup>3</sup>
-1958-68 283,283-0 Corvette Eng.	IBB-4301A,B	AL-5677XM	AL-118X <sup>6</sup>	AL-153	AL-483 <sup>7</sup>	UC-12X <sup>4</sup>
-1963 283,327 F Corvette Eng.	IBM-4115,4116	AL-5677XM	AL-118X <sup>6</sup>	AL-159	AL-145	UC-15X <sup>3</sup>
-1979-80 CHEV 305,350,454 Eng.	IBM-7011	AL-5677XM	AL-118X <sup>6</sup>	AL-153	AL-483 <sup>7</sup>	UC-12X <sup>4</sup>
-1981-85 CHEV 305,350,454 Eng.	IBM-7013	AL-5677XM	AL-118X <sup>6</sup>	AL-183	AL-488	.....
CHRYSLER INBOARD -1960-61	IAO-4109-1M	AL-4556XP	AL-118X <sup>6</sup>	AL-98	AL-130	UC-15X <sup>3</sup>
-1960-62 M80	IBM-4106,S	AL-5677XM	AL-118X <sup>6</sup>	AL-153	AL-483 <sup>7</sup>	.....
-1960-71 M273A,B,X;M318X	IBM-4109,A,AS	AL-5677XM	AL-118X <sup>6</sup>	AL-153	AL-483 <sup>7</sup>	.....
-1963-72 M383B,X;M413E,M436 Hemi	IBM-4108,A,B,BS,C,CS;	AL-5677XM	AL-118X <sup>6</sup>	AL-153	AL-483 <sup>7</sup>	.....
-1964-66 M318X	IBM-4120,S	AL-5677XM	AL-118X <sup>6</sup>	AL-159	AL-145	UC-12X <sup>4</sup>
-1967,69,72	IAO-4113-1M	AL-4556XP	AL-118X <sup>6</sup>	AL-98	AL-130	UC-15X <sup>3</sup>
-1969-72 M225X	IBR-4205,A,S	CH-14XV	AL-118X <sup>6</sup>	CH-303X	CH-410X	.....
-1970 M265X	IAO-4114-1M	AL-4556XP	AL-118X <sup>6</sup>	AL-98	AL-130	UC-15X <sup>3</sup>
-1970 M440X	IBB-4205	AL-5677XM	AL-118X <sup>6</sup>	AL-153	AL-483 <sup>7</sup>	UC-15X <sup>3</sup>
-1971 M273,M318	IBM-4122,S	AL-5677XM	AL-118X <sup>6</sup>	AL-153	AL-483 <sup>7</sup>	UC-15X <sup>3</sup>
-1972,77 M225X	IBR-7002,A,AS,S	AL-4556XP	AL-118X <sup>6</sup>	AL-98	AL-130	UC-12X <sup>4</sup>
-1972-74 318,340 CID Eng.	IDH-7001,S	.....	.....	AL-153	AL-483 <sup>7</sup>	.....
-1972-74 M273,ML318,ML340;440 Eng -IBM-7008,A,S,AS,B,BS,C,CS,S	IBM-7004A,AS,B,BS	AL-5677XM	AL-118X <sup>6</sup>	AL-153	AL-483 <sup>7</sup>	UC-12X <sup>4</sup>
-1972-82 M273,ML318,ML340;440 Eng -IBM-7008,A,S,AS,B,BS,C,CS,S	IBM-7003B,BS	AL-5677XM	AL-118X <sup>6</sup>	AL-153	AL-483 <sup>7</sup>	UC-12X <sup>4</sup>
-1973 V8 Eng.	IBB-7003,S	AL-5677XM	AL-118X <sup>6</sup>	AL-153	AL-483 <sup>7</sup>	UC-15X <sup>3</sup>
-1974-82 318,340 CID Eng.	IDH-7002,S;7003,A,AS,S	.....	.....	AL-170	AL-483 <sup>7</sup>	.....
-1974-82 440 CID Eng.	IDH-7003,A,AS,S	.....	.....	AL-170	AL-483 <sup>7</sup>	.....
-1983-86 273,318,340,440 Eng.	IBM-7016,7017	AL-5677XM	AL-118X <sup>6</sup>	AL-169	AL-488	.....
-1986 M460 Eng.	IDH-7006,A	.....	.....	AL-169	AL-488	.....
CHRYSLER INBOARD,FORCE (U.S. MARINE) -1983-87 440 Eng.	IDH-7004;7005	.....	.....	AL-169	AL-488	.....
CRUSADER -1962 CHEV 305,350,454 Eng.	IBM-4110	AL-5677XM	AL-118X <sup>6</sup>	AL-159	AL-145	.....
-1977-79 CHEV 305,350,454 Eng.	IBM-7011,IBM-7011D	AL-5677XM	AL-118X <sup>6</sup>	AL-153	AL-483 <sup>7</sup>	UC-15X <sup>3</sup>
FISHER-PIERCE -1970-72 90 HP Eng.	IGW-4056	AL-5661X	AL-63	AL-102	AL-25	UC-12X <sup>4</sup>
FORCE (U.S. MARINE) -1981-87 CHEV 305,350,454 Eng.	IBM-7013	AL-5677XM	AL-118X <sup>6</sup>	AL-183	AL-488	.....
-1986 M460 Eng.	IDH-7802	.....	.....	AL-169	.....	.....
FORD -1962 M318X Eng.	IBM-4109	AL-5677XM	AL-118X <sup>6</sup>	AL-153	AL-483 <sup>7</sup>	.....
-1973-84 302 CID Eng.	IBM-7007,A,S,AS	AL-5677XM	AL-118X <sup>6</sup>	AL-153	AL-483 <sup>7</sup>	UC-15X <sup>3</sup>
-1973-84 351,460 CID Eng.	IBM-7008,A,S,AS,B,BS,C,CS,S	AL-5677XM	AL-118X <sup>6</sup>	AL-153	AL-483 <sup>7</sup>	UC-15X <sup>3</sup>
-1984-86 302 CID Eng.	IBM-7019,A,AS,S	AL-5677XM	AL-118X <sup>6</sup>	AL-183	AL-488	UC-15X <sup>3</sup>
-1984-87 351,460 CID Eng.	IBM-7020,A,AS,B,BS,C,CS,S	AL-5677XM	AL-118X <sup>6</sup>	AL-183	AL-488	UC-15X <sup>3</sup>

(continued on next page)

<sup>3</sup> 12 Volt Coil without external resistor onl . <sup>4</sup> 12 Volt Coil with external resistor onl . <sup>6</sup> AL-111X ma also be used. <sup>7</sup> Use AL-483G for cap gasket.

# Distributor & D.I.S. Unit Parts (Cont'd) PRESTOLITE (Cont'd)

## INBOARD ENGINES (Cont'd)

### DISTRIBUTOR PARTS (Cont'd)

MODEL/ENGINE	Unit No./Description	Point Set	Condenser	Rotor	Cap	Ign. Coil
GENERAL MOTORS -1977-78 CHEV 305,350,454 Eng. ....	IBM-7011 .....	AL-5677XM	AL-118X <sup>6</sup>	AL-183	AL-483 <sup>7</sup>	UC-12X <sup>4</sup>
	IBM-7011A .....	AL-5677XM	AL-118X <sup>6</sup>	AL-183	AL-483 <sup>7</sup>	UC-15X <sup>3</sup>
	IBM-7011B .....	.....	AL-118X <sup>6</sup>	AL-183	AL-483 <sup>7</sup>	.....
	IBM-7011C,D .....	AL-5677XM	AL-118X <sup>6</sup>	AL-153	AL-483 <sup>7</sup>	.....
-1977-78 OLDS 350,403 Eng. ....	IBM-7010 .....	AL-5486XP	AL-118X <sup>6</sup>	AL-153	AL-483 <sup>7</sup>	UC-12X <sup>4</sup>
-1980 CHEV 3.8L Eng. ....	IBM-7014 .....	AL-5677XM	AL-118X <sup>6</sup>	AL-183	AL-487	.....
-1981 CHEV 305 Swirl Port Eng. ....	IBM-7013D,E .....	AL-5677XM	AL-118X <sup>6</sup>	AL-183	AL-488	.....
-1981 CHEV 305,350,454 Eng. ....	IBM-7013,C .....	AL-5677XM	AL-118X <sup>6</sup>	AL-183	AL-488	.....
	IBM-7013A .....	AL-5677XM	AL-118X <sup>6</sup>	AL-183	AL-488	UC-12X <sup>4</sup>
-1984 CHEV 229 V6 Eng. ....	IBM-7018 .....	AL-5677XM	AL-118X <sup>6</sup>	AL-169	AL-487	.....
-1984-87 CHEV 4.3L Eng. ....	IBM-7021 .....	AL-5677XM	AL-118X <sup>6</sup>	AL-183	AL-487	.....
GENERAL MOTORS,MERCURY MARINE, OUTBOARD MARINE CORP.,VOLVO PENTA -1980-84 CHEV 229 V6 Eng. ....	IBM-7014A .....	AL-5677XM	AL-118X <sup>6</sup>	AL-183	AL-487	UC-12X <sup>4</sup>
INDMAR PRODUCTS -1979 CHEV 305,350,454 Eng. ....	IBM-7011 .....	AL-5677XM	AL-118X <sup>6</sup>	AL-183	AL-483 <sup>7</sup>	UC-12X <sup>4</sup>
INDMAR PRODUCTS,MARINE POWER SYSTEMS,OLDSMOBILE -1979 OLDS 350,403 Eng. ....	IBM-7010 .....	AL-5486XP	AL-118X <sup>6</sup>	AL-153	AL-483 <sup>7</sup>	UC-12X <sup>4</sup>
KIEKHAEFER-AEROMARINE -1973-74 CHEV 457 CID Eng. ....	IDD-7001 .....	.....	.....	AL-170	AL-483 <sup>7</sup>	.....
LATHROP -1960 .....	IAY-4010 .....	AL-4556XP	AL-118X <sup>6</sup>	AL-150	AL-134	UC-15X <sup>3</sup>
MARINE POWER SYSTEMS -1982-83 CHEV 305,350,454 Eng. ....	IBM-7013 .....	AL-5677XM	AL-118X <sup>6</sup>	AL-183	AL-488	.....
MARINE POWER SYSTEMS,PLEASURECRAFT -1978 CHEV 305,350,454 Eng. ....	IBM-7011 .....	AL-5677XM	AL-118X <sup>6</sup>	AL-183	AL-483 <sup>7</sup>	UC-12X <sup>4</sup>
MERCURY MARINE -1976,80 FORD 351 Eng. ....	IBM-7008A,AS .....	AL-5677XM	AL-118X <sup>6</sup>	AL-153	AL-483 <sup>7</sup>	UC-15X <sup>3</sup>
ONAN DIV. (STUDEBAKER CORP.) ....	IGW-4409A .....	AL-5661X	AL-63	AL-102	AL-25	UC-12X <sup>4</sup>
OUTBOARD MARINE CORP. -1973-74 FORD 302 CID Eng. ....	IBM-7007,S .....	AL-5677XM	AL-118X <sup>6</sup>	AL-153	AL-483 <sup>7</sup>	UC-15X <sup>3</sup>
-1974-81 CHEV 305,350,454 Eng. ....	IBM-7011C .....	AL-5677XM	AL-118X <sup>6</sup>	AL-153	AL-483 <sup>7</sup>	UC-15X <sup>3</sup>
-1980 CHEV 229 V6 Eng. ....	IBM-7018 .....	AL-5677XM	AL-118X <sup>6</sup>	AL-169	AL-487	.....
-1982-87 CHEV 305,350,454 Eng. ....	IBM-7013 .....	AL-5677XM	AL-118X <sup>6</sup>	AL-183	AL-488	.....
-1984 CHEV 3.8L Eng. ....	IBM-7014 .....	AL-5677XM	AL-118X <sup>6</sup>	AL-183	AL-487	.....
-1986-87 CHEV 305 Swirl Port Eng. ....	IBM-7013D .....	AL-5677XM	AL-118X <sup>6</sup>	AL-183	AL-488	.....
PALMER -1968-70 M-60 Eng. ....	IAY-4010 .....	AL-4556XP	AL-118X <sup>6</sup>	AL-150	AL-134	UC-15X <sup>3</sup>
PLEASURECRAFT -1975-78 FORD 302 CID Eng. ....	IBM-7007,A .....	AL-5677XM	AL-118X <sup>6</sup>	AL-153	AL-483 <sup>7</sup>	UC-15X <sup>3</sup>
-1975-78 FORD 351,460 CID Eng. ....	IBM-7008,A,B,C .....	AL-5677XM	AL-118X <sup>6</sup>	AL-153	AL-483 <sup>7</sup>	UC-15X <sup>3</sup>
-1981 CHEV 3.8L Eng. ....	IBM-7014 .....	AL-5677XM	AL-118X <sup>6</sup>	AL-183	AL-487	UC-12X <sup>4</sup>
TELEDYNE ( Gray Marine ) -1960-62 ..	IBP-4105,A .....	AL-5486XP	AL-118X <sup>6</sup>	AL-153	AL-483 <sup>7</sup>	UC-15X <sup>3</sup>
-1960-68 V8 Eng. ....	IBM-4107,A .....	AL-5677XM	AL-118X <sup>6</sup>	AL-153	AL-483 <sup>7</sup>	UC-15X <sup>3</sup>
-1962-64 .....	IBP-4110,A,B .....	AL-5486XP	AL-118X <sup>6</sup>	AL-159	AL-145	UC-15X <sup>3</sup>
-1963 .....	IBM-4117A,S .....	AL-5677XM	AL-118X <sup>6</sup>	AL-153	AL-483 <sup>7</sup>	UC-15X <sup>3</sup>
	IBP-4111A,S .....	AL-5486XP	AL-118X <sup>6</sup>	AL-153	AL-483 <sup>7</sup>	UC-15X <sup>3</sup>
-1963-64 .....	IBM-4112 .....	AL-5677XM	AL-118X <sup>6</sup>	AL-159	AL-145	UC-15X <sup>3</sup>
	IBP-4112A,B .....	AL-5486XP	AL-118X <sup>6</sup>	AL-159	AL-145	UC-15X <sup>3</sup>
-1963-66 .....	IBM-4118A;4119,A,S .....	AL-5677XM	AL-118X <sup>6</sup>	AL-159	AL-145	UC-15X <sup>3</sup>
-1964-67 .....	IBP-4113A,B,C .....	AL-5486XP	AL-118X <sup>6</sup>	AL-159	AL-145	UC-15X <sup>3</sup>
-1971-70 4 Cyl. Eng. ....	IAY-4014,C .....	AL-4556XP	AL-118X <sup>6</sup>	AL-150	AL-134	UC-15X <sup>3</sup>
THERMO-ELECTRON -1971-75 .....	IAY-4010,A .....	AL-4556XP	AL-118X <sup>6</sup>	AL-150	AL-134	UC-15X <sup>3</sup>
-1975-78 FORD 302 CID Eng. ....	IBM-7007A .....	AL-5677XM	AL-118X <sup>6</sup>	AL-153	AL-483 <sup>7</sup>	UC-15X <sup>3</sup>
-1977-82 CHEV 305,350,454 Eng. ....	IBM-7011 .....	AL-5677XM	AL-118X <sup>6</sup>	AL-183	AL-483 <sup>7</sup>	UC-12X <sup>4</sup>
	IBM-7013 .....	AL-5677XM	AL-118X <sup>6</sup>	AL-183	AL-488	.....
-1978-82 CHEV 305,350,454 Eng. ....	IBM-7011D .....	AL-5677XM	AL-118X <sup>6</sup>	AL-153	AL-483 <sup>7</sup>	UC-15X <sup>3</sup>
-1980-82 CHEV 3.8L Eng. ....	IBM-7014 .....	AL-5677XM	AL-118X <sup>6</sup>	AL-183	AL-487	.....
-1981-82 CHEV 229 V6 Eng. ....	IBM-7014A .....	AL-5677XM	AL-118X <sup>6</sup>	AL-183	AL-487	UC-12X <sup>4</sup>
-1987-88 CD & B.I.D. Systems Eng. ....	IDU-7801B,C .....	.....	.....	AL-176	AL-488	UC-12X <sup>4</sup>
UNIVERSAL .....	IGC-5501A .....	AL-4556XP	AL-118X <sup>6</sup>	AL-98	AL-96	UC-15X <sup>3</sup>
VOLVO PENTA .....	IDU-7601,S .....	.....	.....	AL-183	AL-487	.....

(continued on next page)

<sup>3</sup> 12 Volt Coil without external resistor onl . <sup>4</sup> 12 Volt Coil with external resistor onl . <sup>6</sup> AL-111X ma also be used. <sup>7</sup> Use AL-483G for cap gasket.

# Distributor & D.I.S. Unit Parts (Cont'd) PRESTOLITE (Cont'd)

## INBOARD ENGINES (Cont'd)

### DISTRIBUTOR PARTS (Cont'd)

MODEL/ENGINE	Unit No./Description	Point Set	Condenser	Rotor	Cap	Ign. Coil
-1980-84 CHEV 229 V6 Eng. ....	IDU-7801,A	.....	.....	AL-183	AL-488	UC-12X <sup>4</sup>
-1978-80 CHEV 305,350 Eng. ....	IBM-7011A	AL-5677XM	AL-118X <sup>6</sup>	AL-183	AL-483 <sup>7</sup>	UC-15X <sup>3</sup>
	IBM-7013A	AL-5677XM	AL-118X <sup>6</sup>	AL-183	AL-483 <sup>7</sup>	UC-12X <sup>4</sup>
-1978-80 Hi-Performance Eng. ....	IBM-7011B	.....	AL-118X <sup>6</sup>	AL-183	AL-483 <sup>7</sup>	UC-15X <sup>3</sup>
-1982-86 Hi-Perf. 305,350 CID Eng. ....	IBM-7013B	.....	AL-118X <sup>6</sup>	AL-183	AL-483 <sup>7</sup>	.....
-1986-87 CHEV 305 Swirl Port Eng. ....	IBM-7013E	AL-5677XM	AL-118X <sup>6</sup>	AL-183	AL-488	.....
WAUKESHA	IGW-4118A	AL-5661X	AL-63	AL-102	AL-25	UC-15X <sup>3</sup>
	IGW-4301	AL-5661X	AL-63	AL-102	.....	UC-15X <sup>3</sup>
WISCONSIN	IAD-6004-SF,2N,2P	AL-4556XP	AL-118X <sup>6</sup>	AL-85	AL-35	UC-15X <sup>3</sup>
	IGW-4199B,C	AL-5661X	AL-63	AL-64	AL-143	UC-15X <sup>3</sup>
BY PRESTOLITE UNIT NO.						
All	IAD-4109-1M,IAD-4112-1M, IAO-4116-1	AL-4556XP	AL-118X <sup>6</sup>	AL-98	AL-130	.....
	IAD-6004-2F,2N,2P	AL-4556XP	AL-118X <sup>6</sup>	AL-85	AL-35	UC-15X <sup>3</sup>
	IAO-4109-1M,IAO-4113-1M, IAO-4114-1M	AL-4556XP	AL-118X <sup>6</sup>	AL-98	AL-130	UC-15X <sup>3</sup>
	IAY-4010,IAY-4010A,IAY-4014,C	AL-4556XP	AL-118X <sup>6</sup>	AL-150	AL-134	UC-15X <sup>3</sup>
	IAY-4014	AL-4556XP	AL-106X	AL-150	AL-134	UC-15X <sup>3</sup>
	IBB-4109	AL-5677XM	AL-118X <sup>6</sup>	AL-99	AL-131	UC-15X <sup>3</sup>
	IBB-4109A,4201A,B	AL-5677XM	AL-118X <sup>6</sup>	AL-99	AL-131	.....
	IBB-4205	AL-5677XM	AL-118X <sup>6</sup>	AL-153	AL-483 <sup>7</sup>	UC-15X <sup>3</sup>
	IBB-4301A,B	AL-5677XM	AL-118X <sup>6</sup>	AL-153	AL-483 <sup>7</sup>	UC-12X <sup>4</sup>
	IBB-7003,S,IBM-4107,A,IBM-4117A,S, IBM-4122,S,IBM-7007,A,S,AS, IBM-7008,A,B,C,IBM-7008AS,BS,CS, S	AL-5677XM	AL-118X <sup>6</sup>	AL-153	AL-483 <sup>7</sup>	UC-15X <sup>3</sup>
	IBM-4106,S,IBM-4108,A,B,C, IBM-4109,A,IBM-7011C,D	AL-5677XM	AL-118X <sup>6</sup>	AL-153	AL-483 <sup>7</sup>	.....
	IBM-4110	AL-5677XM	AL-118X <sup>6</sup>	AL-159	AL-145	.....
	IBM-4112,IBM-4115,4116, IBM-4118A,4119,A,S	AL-5677XM	AL-118X <sup>6</sup>	AL-159	AL-145	UC-15X <sup>3</sup>
	IBM-4120,S	AL-5677XM	AL-118X <sup>6</sup>	AL-159	AL-145	UC-12X <sup>4</sup>
	IBM-7010	AL-5486XP	AL-118X <sup>6</sup>	AL-153	AL-483 <sup>7</sup>	UC-12X <sup>4</sup>
	IBM-7011,A	AL-5677XM	AL-118X <sup>6</sup>	AL-183	AL-483 <sup>7</sup>	UC-12X <sup>4</sup>
	IBM-7011B	.....	AL-118X <sup>6</sup>	AL-183	AL-483 <sup>7</sup>	.....
	IBM-7012	AL-5677XM	AL-118X <sup>6</sup>	AL-183	AL-483 <sup>7</sup>	.....
	IBM-7013,IBM-7013C,IBM-7013D,E	AL-5677XM	AL-118X <sup>6</sup>	AL-183	AL-488	.....
	IBM-7013A	AL-5677XM	AL-118X <sup>6</sup>	AL-183	AL-483 <sup>7</sup>	UC-12X <sup>4</sup>
	IBM-7013B	.....	AL-118X <sup>6</sup>	AL-183	AL-483 <sup>7</sup>	.....
	IBM-7014,IBM-7021	AL-5677XM	AL-118X <sup>6</sup>	AL-183	AL-487	.....
	IBM-7014A	AL-5677XM	AL-118X <sup>6</sup>	AL-183	AL-487	UC-12X <sup>4</sup>
	IBM-7016,7017	AL-5677XM	AL-118X <sup>6</sup>	AL-169	AL-488	.....
	IBM-7018	AL-5677XM	AL-118X <sup>6</sup>	AL-169	AL-487	.....
	IBM-7019,A,AS,S,IBM-7020,A,AS,B, BS,C,CS,S	AL-5677XM	AL-118X <sup>6</sup>	AL-183	AL-488	UC-15X <sup>3</sup>
	IBM-7022	AL-5677XM	AL-118X <sup>6</sup>	AL-183	.....	.....
	IBP-4105,A,IBP-4111A,S	AL-5486XP	AL-118X <sup>6</sup>	AL-153	AL-483 <sup>7</sup>	UC-15X <sup>3</sup>
	IBP-4110,A,B,IBP-4112A,B, IBP-4113A,B,C	AL-5486XP	AL-118X <sup>6</sup>	AL-159	AL-145	UC-15X <sup>3</sup>
	IBR-4205,A,S	CH-14XV	AL-118X <sup>6</sup>	CH-303X	CH-410X	.....
	IBR-7002,A,AS,S	AL-4556XP	AL-118X <sup>6</sup>	AL-98	AL-130	UC-12X <sup>4</sup>
	IDD-7001,IDH-7002,S,IDH-7003,A,AS, S	.....	.....	AL-170	AL-483 <sup>7</sup>	.....
	IDH-7001,S	.....	.....	AL-153	AL-483 <sup>7</sup>	.....
	IDH-7004,7005,IDH-7006,A	.....	.....	AL-169	AL-488	.....
	IDH-7802	.....	.....	AL-169	.....	.....
	IDU-7601,S	.....	.....	AL-183	AL-487	.....
	IDU-7801,A,IDU-7801B,C	.....	.....	AL-183	AL-488	UC-12X <sup>4</sup>
	IDU-7802	.....	.....	AL-183	AL-488	.....
	IGC-5501A	AL-4556XP	AL-118X <sup>6</sup>	AL-98	AL-96	UC-15X <sup>3</sup>
	IGW-4028	AL-5661X	AL-63	AL-64	AL-65	.....
	IGW-4056	AL-5661X	AL-63	AL-102	AL-25	UC-12X <sup>4</sup>
	IGW-4118A	AL-5661X	AL-63	AL-102	AL-25	UC-15X <sup>3</sup>

(continued on next page)

<sup>3</sup> 12 Volt Coil without external resistor onl . <sup>4</sup> 12 Volt Coil with external resistor onl . <sup>6</sup> AL-111X ma also be used. <sup>7</sup> Use AL-483G for cap gasket.

## Distributor & D.I.S. Unit Parts (Cont'd) PRESTOLITE (Cont'd)

### INBOARD ENGINES (Cont'd)

#### DISTRIBUTOR PARTS (Cont'd)

MODEL/ENGINE	Unit No./Description	Point Set	Condenser	Rotor	Cap	Ign. Coil
	IGW-4152,C .....	AL-5661X	AL-63	AL-102	AL-25	.....
	IGW-4199B,C .....	AL-5661X	AL-63	AL-64	AL-143	UC-15X <sup>3</sup>
	IGW-4301 .....	AL-5661X	AL-63	AL-102	.....	UC-15X <sup>3</sup>
	IGW-4409A .....	AL-5661X	AL-63	AL-102	AL-25	UC-12X <sup>4</sup>
	IGW-4410 .....	AL-5661X	.....	.....	.....	.....
IBM-7008,A,S,AS,B,BS,C,CS,S .....	IBM-7003B,BS,IBM-7004A,AS,B,BS ..	AL-5677XM	AL-118X <sup>6</sup>	AL-153	AL-483 <sup>7</sup>	UC-12X <sup>4</sup>

## Distributor & D.I.S. Unit Parts

## RED WING

### INBOARD ENGINES

#### DISTRIBUTOR PARTS

YEAR	MODEL/ENGINE	Unit No./Description	Point Set	Condenser	Rotor	Cap
50	Arrowhead Jr. ....	.....	.....	DR-60	DR-157	.....
46-43	Hiawatha BK, Wauk. 6BK .....	.....	.....	.....	DR-157	.....
45-43	Arrowhead Jr. XHJ, WAU, FC .....	.....	.....	DR-60	DR-157	.....
45-42	Arrowhead XH, WAU, XAH .....	.....	.....	DR-60	DR-157	.....
45-33	Big Chief, Special, Super 6 .....	.....	.....	.....	DR-157	.....
45-33	Big Chief, Special, Super 4 .....	.....	.....	DR-60	DR-157	.....
40-36	Wauk 6 BK .....	.....	DR-2227XP	DR-60	DR-158	DR-413

#### IGNITION COIL

YEAR	MODEL/ENGINE	Ign. Coil
50-43	6 Volt .....	UC-14X
50-43	12 Volt .....	UC-15X

## Charging System Unit Parts

### INBOARD ENGINES

#### CHARGING SYSTEM PARTS

YEAR	MODEL/ENGINE	Volt. Reg.	Brush Set	Bushing
46-43	Hiawatha BK, Wauk. 6 BK .....	.....	RX-31	.....
45-43	Arrowhead Jr. XHJ, WAU, FC .....	.....	RX-31	.....
45-42	Arrowhead XH, WAU, XAH .....	.....	RX-31	.....
45-33	Big Chief, Special, Super 6 .....	.....	RX-31	.....
45-33	Big Chief, Special, Super 4 .....	.....	RX-31	.....
40-36	Wauk. 6 BK .....	.....	RX-31	.....

## Starter Unit Parts

### INBOARD ENGINES

#### STARTER SYSTEM PARTS

YEAR	MODEL/ENGINE	Starter Solenoid	Brush Set	Bushing D.E.
45-33	Big Chief, Special, Super 6 .....	.....	D-112	.....
45-33	Big Chief, Special, Super 4 .....	.....	D-112	.....

## Distributor & D.I.S. Unit Parts

## SCRIPPS

### INBOARD ENGINES

#### DISTRIBUTOR PARTS

YEAR	MODEL/ENGINE	Unit No./Description	Point Set	Condenser	Rotor	Cap
55-50	30 Series (Herc. IXG) .....	IGN-4140 .....	AL-5661X	AL-63	AL-102	AL-25
52-49	302, 503 .....	4243, 44 .....	DR-1823	.....	.....	.....
52-49	152, 153, 154, 155, 156, 160, 168, 169, 170, 178, 179, 200, 208, 209, 215, .....	1111225 .....	DR-1823	.....	.....	.....
52-49	6-95, 96A, 97A, 104A, 105A, 110, 130, 145, 158-S, 339, 339R .....	1110505 .....	DR-1819	DR-90X	DR-157	DR-402
52-49	F6 .....	62200 .....	DR-1819	DR-90X	DR-157	DR-402
52-49	F4 .....	629P .....	.....	DR-60X	DR-157	.....

(continued on next page)

<sup>3</sup> 12 Volt Coil without external resistor onl . <sup>4</sup> 12 Volt Coil with external resistor onl . <sup>6</sup> AL-111X ma also be used. <sup>7</sup> Use AL-483G for cap gasket.

**Distributor & D.I.S. Unit Parts (Cont'd)****SCRIPPS (Cont'd)****INBOARD ENGINES (Cont'd)****DISTRIBUTOR PARTS (Cont'd)**

YEAR	MODEL/ENGINE	Unit No./Description	Point Set	Condenser	Rotor	Cap
40-39	30 Series	IGW-4140	AL-5661X	AL-63	AL-102	AL-25

**IGNITION COIL**

YEAR	MODEL/ENGINE	Ign. Coil
55-39	6 Volt	UC-14X
55-39	12 Volt	UC-15X

**Charging System Unit Parts****INBOARD ENGINES****CHARGING SYSTEM PARTS**

YEAR	MODEL/ENGINE	Unit No./Description	Volt. Reg.	Brush Set	Bushing
55-50	30 Series (Herc. IX)	GAS-4140	CO-109	.....	.....
52-49	7000 Series (Herc. DOOD)	1105923, 24	VR-20	RX-51	.....
52-49	302, 503	953L	.....	RX-31	X-4242C
52-49	152, 153, 154, 155, 156, 160, 168, 169, 170, 178, 179, 200, 208, 209, 215	1105923, 24	VR-20	RX-51	.....
52-49	6-95, 96A, 97A, 104A, 105A, 110, 130, 145, 158-S, 339, 339R	1100952, 1101771	.....	RX-31	X-4242C
52-49	6-95, 96A, 97A, 104A, 105A, 110, 130, 145, 158-S, 339, 339R	1101361, 62	CO-109	RX-46	X-4242C
52-49	6-95, 96A, 97A, 104A, 105A, 110, 130, 145, 158-S, 339, 339R	953L	.....	RX-31	X-4242C
52-49	F4, F6	95510	.....	RX-31	.....
52-49	F4, F6	955Y	CO-109	RX-31	.....
40-39	30 Series	GAS-4140	CO-109	.....	.....

**Starter Unit Parts****INBOARD ENGINES****STARTER SYSTEM PARTS**

YEAR	MODEL/ENGINE	Unit No./Description	Starter Solenoid	Brush Set	Bushing D.E.
55-50	30 Series (Herc. IXB)	MZ-4040	.....	EX-16B	.....
52-49	7000 Series (Herc. DOOD)	749, 1109105	SS-525	D-115	.....
52-49	302, 503	1109121, 35	.....	D-115	.....
52-49	152, 153, 154, 155, 156, 160, 168, 169, 170, 178, 179, 200, 208, 209, 215	459, 544, 549	.....	D-115	X-4378
52-49	6-95, 96A, 97A, 104A, 105A, 110, 130, 145, 158-S, 339, 339R	1107428	SS-544A	RX-60	X-4378
52-49	6-95, 96A, 97A, 104A, 105A, 110, 130, 145, 158-S, 339, 339R	1107429	.....	RX-60	X-4378
52-49	6-95, 96A, 97A, 104A, 105A, 110, 130, 145, 158-S, 339, 339R	1107833	SS-547A	RX-45	.....
52-49	6-95, 96A, 97A, 104A, 105A, 110, 130, 145, 158-S, 339, 339R	1108129	SS-547A	RX-45	X-5405
52-49	6-95, 96A, 97A, 104A, 105A, 110, 130, 145, 158-S, 339, 339R	459, 544, 549	.....	D-115	X-4378
52-49	F4, F6	.....	.....	RX-45	.....
40-39	F4, F6	MZ-4040	.....	EX-16B	.....

**Distributor & D.I.S. Unit Parts****STAR****INBOARD ENGINES****DISTRIBUTOR PARTS**

YEAR	MODEL/ENGINE	Unit No./Description	Point Set	Condenser	Rotor	Cap
	283	YL-356A2	MY-201XP	MY-100	MY-302	MY-407
57-55	Star Jeep	IGW-4129-Z	AL-5661X	AL-63	AL-102	AL-25
57-55	EMPEROR 6-95, 125, 145	IGW-4124	AL-5661X	AL-63	AL-102	AL-92
57-55	EMPEROR 4-55	IAY-4010	AL-4556XP	AL-106X	AL-150	AL-134

(continued on next page)

**Distributor & D.I.S. Unit Parts (Cont'd)****STAR (Cont'd)****INBOARD ENGINES (Cont'd)****DISTRIBUTOR PARTS (Cont'd)**

YEAR	MODEL/ENGINE	Unit No./Description	Point Set	Condenser	Rotor	Cap
57-55	Emperor 4-25	IGW-4022	AL-5661X	AL-63	AL-64	AL-65
53-49	Jeep	IGW-4129-2	AL-5661X	AL-63	AL-102	AL-25
49-39	Emperor 4-15, 40, 50	IGW-4022, 28	AL-5661X	AL-63	AL-64	AL-65
47-38	Emperor 6-90, 125	IGW-4124	AL-5661X	AL-63	AL-102	AL-92

**IGNITION COIL**

YEAR	MODEL/ENGINE	Ign. Coil
57-38	6 Volt	UC-14X

**Charging System Unit Parts****INBOARD ENGINES****CHARGING SYSTEM PARTS**

YEAR	MODEL/ENGINE	Unit No./Description	Volt. Reg.	Brush Set	Bushing
57-55	Star Jeep	GEO-4804-3	CO-107	.....	.....
57-55	Emperor 6-95, 125, 145	GFA-4808-2	VR-224	.....	X-4278
57-55	Emperor 4-25, 55	GAS-4128	CO-107	.....	.....
53-49	Jeep	GEO-4804-3	CO-107	.....	X-4278
49-39	Emperor 4-15, 40, 50	GAS-4119	CO-107	.....	.....
47-38	Emperor 6-90, 125	GAR-4545	CO-109	.....	.....

**Starter Unit Parts****INBOARD ENGINES****STARTER SYSTEM PARTS**

YEAR	MODEL/ENGINE	Unit No./Description	Starter Solenoid	Brush Set	Bushing D.E.
57-55	Star Jeep	MZ-4149	SS-544A	EX-16B	X-4258
57-55	Emperor 6-95, 125, 145	MOL-6004	SS-544A	EX-16B	X-4258
57-55	Emperor 4-25, 55	MZ-4130	SS-544A	EX-16B	.....
53-49	Jeep	MZ-4149	SS-544A	EX-16B	X-4258
53-49	Jeep	MZ-4171	.....	EX-16B	X-4258
49-39	Emperor 4-15, 40, 50	MZ-4040	.....	EX-16B	.....
47-38	Emperor 6-90, 125	MAJ-4046	SS-544A	.....	X-4258

**Distributor & D.I.S. Unit Parts****THERMO-ELECTRON****INBOARD ENGINES****DISTRIBUTOR PARTS**

YEAR	MODEL/ENGINE	Unit No./Description	Point Set	Condenser	Rotor	Cap
79-77	305, 350, 454 Eng.	IBM-7011D	AL-5677XM	AL-118X	AL-153	AL-483
73-71	IH60, 17-60, PH45, PH134	IAY-4010A	AL-4556XP	AL-106X	AL-150	AL-134

**Distributor & D.I.S. Unit Parts****THOROBRED****INBOARD ENGINES****DISTRIBUTOR PARTS**

YEAR	MODEL/ENGINE	Unit No./Description	Point Set	Condenser	Rotor	Cap
57-55	.....	.....	AL-4556XP	AL-106X	AL-150	.....
41-35	DS	IGC-4032C	AL-5661X	AL-118X	.....	AL-35
36-35	XH Arrowhead	IGB-4098A	AL-5661X	.....	.....	.....
36-35	XH Arrowhead	IGW-4128B	AL-5661X	.....	AL-102	AL-25

## Charging System Unit Parts

**THOROBRED (Cont'd)**

### INBOARD ENGINES

#### CHARGING SYSTEM PARTS

YEAR	MODEL/ENGINE	Unit No./Description	Volt. Reg.	Brush Set	Bushing
41-35	DS .....	GAP-4138 .....	CO-109	.....	.....
36-35	XH Arrowhead .....	GAG-4127 .....	CO-109	.....	.....

## Starter Unit Parts

### INBOARD ENGINES

#### STARTER SYSTEM PARTS

YEAR	MODEL/ENGINE	Unit No./Description	Starter Solenoid	Brush Set	Bushing D.E.
41-35	DS .....	MAJ-4011 .....	SS-525	.....	X-4258
36-35	XH Arrowhead .....	MAJ-4011 .....	SS-525	.....	X-4258

## Distributor & D.I.S. Unit Parts

**U.S. MOTORS**

### INBOARD ENGINES

#### DISTRIBUTOR PARTS

YEAR	MODEL/ENGINE	Unit No./Description	Point Set	Condenser	Rotor	Cap
54-50	Herc. ZK .....	IGW-4022 .....	AL-5661X	AL-63	AL-64	AL-65
51-50	Herc. JX4D .....	IGC-6003C .....	AL-4556XP	AL-111X	AL-85	AL-35

#### IGNITION COIL

YEAR	MODEL/ENGINE	Ign. Coil
54-50	6 Volt .....	UC-14X

## Charging System Unit Parts

### INBOARD ENGINES

#### CHARGING SYSTEM PARTS

YEAR	MODEL/ENGINE	Unit No./Description	Volt. Reg.	Brush Set	Bushing
51-50	Herc. JX4D .....	GBH-4622-5 .....	.....	EX-39	X-4278

## Starter Unit Parts

### INBOARD ENGINES

#### STARTER SYSTEM PARTS

YEAR	MODEL/ENGINE	Unit No./Description	Starter Solenoid	Brush Set	Bushing D.E.
54-50	Herc. ZK .....	MZ-4063 .....	.....	EX-16B	.....
51-50	Herc. JX4D .....	MAB-4085A .....	.....	.....	X-4258
45-44	Herc. DRX .....	.....	.....	D-112	.....

## Distributor & D.I.S. Unit Parts

**UNIVERSAL MARINE**

### INBOARD ENGINES

#### DISTRIBUTOR PARTS

YEAR	MODEL/ENGINE	Unit No./Description	Point Set	Condenser	Rotor	Cap
70-68	DELCO EQUIPPED - 4 Cylinder .....	1112446 .....	DR-2240X	DR-90X	DR-314X	DR-437
	All -Atomic Four (30 H.P.) .....					
68-61	DELCO EQUIPPED - 6 Cylinder .....	1110322 .....	DR-2270XP	DR-90X	DR-314X	.....
	All -11964(Super Sabre V6) .....					
70-68	MALLORY EQUIPPED - 6 Cylinder .....	YL-370B .....	MY-201XP	MY-100	AL-150	AL-132
	All .....					
	PRESTOLITE EQUIPPED - 2 Cylinder .....					
70-68	MALLORY EQUIPPED - 4 Cylinder .....	YL-370A .....	MY-201XP	MY-100	AL-150	AL-134
	All .....					
70-61	All -Blue Jacket Twin .....	IGW-4163B .....	AL-5661X	AL-63	AL-64	AL-143
61-40	All AFT,AFTL(TWIN) .....	IGB-4080B;IGW-4163A .....	AL-5661X	AL-63	AL-64	AL-65
	PRESTOLITE EQUIPPED - 4 Cylinder .....					

(continued on next page)

# Distributor & D.I.S. Unit Parts (Cont'd) UNIVERSAL MARINE (Cont'd)

## INBOARD ENGINES (Cont'd)

### DISTRIBUTOR PARTS (Cont'd)

YEAR	MODEL/ENGINE	Unit No./Description	Point Set	Condenser	Rotor	Cap
68-41	All	IGW-4116,A,B,C;4130A,B,D;4152,B53, IGW-6003-2,2D,	AL-5661X	AL-63	AL-102	AL-25
41-37	LSG	IGW-4034B	AL-5661X	AL-63	AL-64	AL-65
41-37	LSG	IGB-4041F	AL-5661X	AL-63	AL-64	AL-65
41-37	LSG	IGW-4130C, D	AL-5661X	AL-63	AL-102	.....
40-39	AF, AFR	IGW-4130 A, B	AL-5661X	AL-63	AL-102	.....
40-35	AB, AD, AR	IGB-4041 A, B	AL-5661X	AL-63	AL-64	AL-65
40-35	AB, AD, AR	IGW-4034C	AL-5661X	AL-63	AL-64	AL-65
	PRESTOLITE EQUIPPED - 6 Cylinder					
68-56	All Arrow,Bluefin,Bullet,Knight,,Marlin, Tarpon	IGC-5501A	AL-4556XP	AL-118X <sup>6</sup>	AL-98	AL-96
68-54	All Master 6	IAY-4009-1,1A	AL-4556XP	AL-106X	AL-98	AL-96
62-54	All OK,OL Series,Explorer 6,	IAY-4009-1,1A	AL-4556XP	AL-106X	AL-98	AL-96
62-50	All Z Series (Super 6)	IGC-4279A	AL-5661X	AL-111X	.....	.....
60-58	Z Super 6	IAY-4009-1	AL-4556XP	AL-106X	AL-98	AL-96
59-41	All HCS -Ind.Eng.,HCS(Cruiser 6),,LH Series, LHS (Sea Lion 6)	IGC-4287A,B IGC-6002,B,C	AL-5661X AL-4556XP	AL-63 AL-106X	AL-102 AL-102	..... AL-96
54	YII Master 6	IAY-4009-1,1A	AL-4556XP	AL-106X	AL-98	AL-96
49-46	All AF -Ind.Eng.,AMS (All American 6), PRESTOLITE EQUIPPED - 8 Cylinder	IGW-4030D	AL-4556XP	AL-63	AL-102	AL-92
52-41	All GCE,LCE	IGH-4030,A,B	AL-4556XP	.....	.....	.....

### IGNITION COILS

YEAR	MODEL/ENGINE	Part No.
70-41	12 Volt w/Resistor	UC-12X
70-41	12 Volt w/o Resistor	UC-15X
70-35	6 Volt	UC-14X

## Charging System Unit Parts

### INBOARD ENGINES

#### CHARGING SYSTEM PARTS

YEAR	MODEL/ENGINE	Unit No./Description	Volt. Reg.	Brush Set	Bushing
68-65	All -Prestolite Equipped -Atomic Four	ALK-6204A	VR-107	.....	.....
68-61	All	ALE-5204,S	VR-128	.....	.....
68-55	All -w/Generator -Explorer 6,Master 6,Super 4 , -Super 6,Ultimate	GFA-4102-2 , 37-2 GFA-48374102-2 GHW-4803	CO-107 CO-107 .....	..... EX-57	..... X-4278 X-4347
68-50	All -OK,PK,OL ,Sereies(Super 6)	GDB-4806-2N,4807-2N;GFA-4806-2,4807-2 GHW-4803,4804	CO-107 .....	..... EX-57	..... X-4278 X-4347
68-61	Little King	ALE-5202,S	VR-107	.....	.....
68-61	w/Alternator - Delco Equipped -11964 (Super Sabre V6)	1100619	VR-103 <sup>16</sup>	.....	.....
68-48	All UJ(Atomic Four),Blue Jacket -Twin,Utility 4	GAS-4168,4196;GFA-4837-2,4901-2, 2-2 GJU-4207S	CO-107 .....	..... EX-74	..... .....
68-48	All HF Series, Atomic, UI	GAS-4168,4196 GFA-4387-2	CO-107 CO-107	..... .....	..... X-4278
60-58	HF (Herc. IXB)	GHW-4803,04	.....	EX-57	X-4347
60-58	Z Super 6	GFA-4836-2	.....	.....	X-4278
60-58	Z Super 6	GFA-4837-2	CO-107	.....	X-4278
60-58	Z Super 6	GHW-4803,04	.....	EX-57	X-4278
60-54	OK, OL	GFA-4836-2	.....	.....	X-4278
60-54	OK, OL	GFA-4837-2	CO-107	.....	X-4278
60-45	All LSG(Super 4)	GFA-4902-2,4903-2	CO-107	.....	.....
60-39	All AD,AFT,AFTL(Twin),AMS(All -Americian 6),BFA,BM, BR(Racing) ,-FA	GAP-4159;GFA-4804-2,4825-2,4901-2 GAP-4187	CO-107 CO-109	..... .....	..... .....
56-55	All Arrow,Bluefin,Bullet,Knight ,Marlin,Tarpon	GEF-5001,5002	.....	EX-57	X-4347
59-48	UJ Atomic, HF	GAS Series	CO-107	.....	.....
57-48	AFTL	GFA-4825-2	VR-224	.....	X-4278
57-48	BR(Racing)	GAP-4147	CO-109	.....	.....

(continued on next page)

<sup>6</sup> AL-111X ma also be used. <sup>16</sup> For accelerator pump, use C64-383



# Charging System Unit Parts (Cont'd) UNIVERSAL MARINE (Cont'd)

## INBOARD ENGINES (Cont'd)

### CHARGING SYSTEM PARTS (Cont'd)

YEAR	MODEL/ENGINE	Unit No./Description	Volt. Reg.	Brush Set	Bushing
52-41	ATTL	GFA-4804-2	CO-107	.....	.....
52-41	AD, BR, FA	GFA-4804-2	CO-107	.....	.....
52-41	AD, BR, FA	GAP-4157	CO-109	.....	.....
52-39	AMS, BFA, BN	GAP-4159	CO-109	.....	.....
41-37	LSG	GAG-4148, 51	CO-109	.....	.....
40-39	AF, AFR	GAP-4159, 60	CO-109	.....	.....
40-37	AFTL	GFA-4901-2	CO-107	.....	.....
40-35	AFT	GAP-4133, 57, 59	CO-109	.....	.....
40-35	AB, AD, AR	GAP-4133, 57, 59	CO-109	.....	.....

## Starter Unit Parts

### INBOARD ENGINES

### STARTER SYSTEM PARTS

YEAR	MODEL/ENGINE	Unit No./Description	Drive or Clutch	Solenoid or Switch	Brush Set	Bushing D.E
<b>Delco Equipped</b>						
68	All -Atomic Four,30 H.P.	1107678	.....	SS-200X	RX-60	X-4349
68-61	All -11964 (Super Saber V6)	1107260	SDN-1A	SS-200X	RX-60	X-4349
<b>Prestolite Equipped</b>						
68-61	Super	MAW-4040	.....	SS-544A <sup>20</sup>	.....	X-4258
68-48	All -UJ(Atomic Four),Utility 4,-Ultimate 4	MBG-4129	.....	SS-547A <sup>2</sup>	EX-16B	.....
		MGB-4131	SDN-13	SS-547A <sup>2</sup>	EX-16B	X-4258
		MZ-4135	SDN-13	SS-544A <sup>20</sup>	EX-16B	X-4258
		MZ-4153	.....	SS-544A <sup>20</sup>	EX-16B	.....
68-55	All -Arrow,Bluefin,Bullet,Explorer6 -Knight, Marlin,Master 6,Tarpon	MAU-4046,MAU-4047	SDN-13	SS-547A <sup>2</sup>	.....	X-4258
65-50	All -OK,OL,Z(Super 6)Series	MAB-4109	SDN-17	SS-544A <sup>20</sup>	.....	X-4258
		MAB-4119	SDN-13	SS-544A <sup>20</sup>	.....	X-4258
		MAU-4026,4047	SDN-17	SS-547A <sup>2</sup>	.....	X-4258
		MAU-4027	.....	SS-547A <sup>2</sup>	.....	X-4258
		MAU-4046	SDN-13	SS-547A <sup>2</sup>	.....	X-4258
64-39	All -AD,AMS,BFA,BN,BR(Racing),FA	MZ-4019,4068	.....	SS-525	EX-16B	X-4258
		MZ-4080,4142	.....	SS-544A <sup>20</sup>	EX-16B	X-4258
		MZ-4135	SDN-13	SS-544A <sup>20</sup>	EX-16B	X-4258
	-HF Series,LSG(Super 4)	MAW-4040,4048	.....	SS-544A <sup>20</sup>	.....	X-4258
68-37	All -AFTL(Twin),Blue Jacket Twin	MZ-4135	SDN-13	SS-544A <sup>20</sup>	EX-16B	X-4258
		MAK-4023	.....	SS-525	.....	.....
		MAK-4026	.....	SS-544A <sup>20</sup>	.....	.....
57-47	All -HCS,LHS	MAB-4117	.....	SS-544A <sup>20</sup>	.....	X-4258
57-46	All -HCS,LHS	MAB-4116	.....	SS-544A <sup>20</sup>	.....	.....
52-41	All -GCE,LCE	ML-4140,4145	.....	SS-544A <sup>20</sup>	EX-16B	.....
46	All -YCS,LHS	MAB-4117	.....	SS-544A <sup>20</sup>	.....	X-4258
43-37	All -AFTL(Twin),Blue Jacket Twin	MAK-4023	.....	SS-525	.....	.....
		MAK-4026	.....	SS-544A <sup>20</sup>	.....	.....
43-39	All -AD,AMS,BFA,BN,BR(Racing),FA	MZ-4019,4068	.....	SS-525	EX-16B	X-4258
		MZ-4080,4142	.....	SS-544A <sup>20</sup>	EX-16B	X-4258
		MZ-4135	SDN-13	SS-544A <sup>20</sup>	EX-16B	X-4258

## Distributor & D.I.S. Unit Parts

## VISIONEERING

### INBOARD ENGINES

### DISTRIBUTOR PARTS

YEAR	MODEL/ENGINE	Unit No./Description	Point Set	Condenser	Rotor	Cap
56-55	Sea Mustang (White 390A)	1111853	DR-2227XP	DR-50X	DR-308	DR-428

### IGNITION COIL

YEAR	MODEL/ENGINE	Ign. Coil
56-55	12 Volt	UC-15X

<sup>2</sup>SS-547 (Push Button Type) or SS-597 (Flat Mounting Bracket) may also be used. <sup>20</sup>SS-544 (Push Button Type) may also be used.

# Charging System Unit Parts

# VISIONEERING (Cont'd)

## INBOARD ENGINES

### CHARGING SYSTEM PARTS

YEAR	MODEL/ENGINE	Unit No./Description	Volt. Reg.	Brush Set	Bushing
56-55	Sea Mustang (White 390A)	1102976	VR-20	RX-51	.....
56-55	Sea Mustang (White 390A)	1102950	VR-20	RX-46	X-4242C

## Starter Unit Parts

## INBOARD ENGINES

### STARTER SYSTEM PARTS

YEAR	MODEL/ENGINE	Unit No./Description	Starter Solenoid	Brush Set	Bushing D.E.
56-55	Sea Mustang (White 390A)	1108615,19	.....	RX-45	X-5405

## Distributor & D.I.S. Unit Parts

## VOLVO PENTA

## INBOARD ENGINES

### DISTRIBUTOR PARTS

MODEL/ENGINE	Unit No./Description	Point Set	Condenser	Rotor	Cap
MB10,A	Bosch # 0231109015,017	GB-4173XP	.....	GB-324	.....
<b>4 C linder</b>					
95,95A,100,110,120,200	Bosch 0231153003	GB-3161	GB-124	GB-324	GB-402
100,110/200	Bosch 0231110038	GB-3161	GB-125	GB-324	GB-402
18B-100HP	Bosch VJU - w/ 2 Piece Point Set	.....	.....	.....	GB-402
18B-100HP,BB 70-80HP	Bosch VJ - w/ 2 Piece Point Set	GB-3161	GB-125	.....	GB-402
AQ 60F,90,95,AQ 95A,100,110,AQ120,BB 30,100,MB18,18F,MB20B,20C	Bosch - w/ 2 Piece Point Set	GB-3161	GB-125	GB-324	GB-402
AQ105,AQ115A,AQ105B,;BB115A,AQ130A,B,C, D,BB115B,C,MB10,A;20A	Bosch - w/ 2 Piece Point Set	GB-3161	.....	GB-324	GB-402
AQ105,AQ115A,AQ105B,; BB115A,BB115B,C,MB10,A;20A,MB20B,20C	Bosch - w/ 1 Piece Point Set	GB-4273P	.....	GB-324	GB-423X
AQ105,AQ115A,AQ130/100,130/250,AQ130A, B,C,D,BB115B,C,MB 2A,MB20B,C	Bosch 0231178005,011	GB-4173XP	.....	GB-324	GB-423X
AQ105,AQ115A,BB115B,C	Bosch 0231153010,012	GB-4173XP	.....	GB-324	GB-423X
AQ120B,AQ140;BB140A	Bosch - w/ Clip Down Cap	GB-4273P	GB-141	GB-324	GB-423X
AQ120B,AQ140;BB140A,AQ145A,B,;AQ151A,B, C;	Bosch - w/ Screw Down Cap	GB-4273P	.....	GB-324	GB-436
AQ120B,AQ140A,BB140A	Bosch 0231178016,018	GB-4173XP	GB-124	GB-324	GB-436
AQ125	Dist. 834961-5	GB-4173XP	.....	GB-324	.....
AQ125A,125B	Bosch - w/ Screw Down Cap	GB-4173XP	.....	GB-324	GB-436
AQ130A,B,C,D	Bosch - w/ 1 Piece Point Set	GB-4273P	.....	GB-324	GB-436
AQ131A,B,C,D	Bosch - w/ Screw down Cap	GB-4273P	.....	GB-324	GB-436
BB145A	Bosch	GB-4273P	.....	GB-324	GB-436
<b>6 C linder</b>					
AQ Series	Prestolite - B.I.D. Ign. IDU-7601,S	.....	.....	AL-176	AL-487
AQ165,A;AQ170,A,B,C;BB165,A; -BB170,A,B,C	Bosch 0231116054,060	.....	GB-124	GB-324	GB-424
	Bosch 0231121008	GB-4173XP	GB-124	GB-324	GB-424
	Bosch 0231311002	GB-4173XP	.....	GB-329	GB-425
AQ165A,170A,B	Bosch - w/ Point Set No.2430801-3	.....	.....	GB-329	GB-425
AQ165A,170A,B,AQ170A,B,C,AQ170C;BB165A,	Bosch - w/ Point Set No.1306169-2	GB-4173XP	GB-124	GB-324	GB-424
	Bosch - w/ Point Set No.2461642-7	GB-4376	GB-124	GB-324	GB-424
AQ170C;BB165A,;BB170A,B,C	Bosch - w/ Point Set No.2430801-3	.....	.....	GB-329	GB-425
AQ175A	Prestolite	AL-5677XM	AL-118X <sup>6</sup>	AL-183	AL-487
V6 -AQ150,A,B	Delco	DR-2270XP	.....	DR-313	.....
V6 -AQ175,A	Prestolite - B.I.D. Elect. Ign.	.....	.....	AL-176	AL-487
	Prestolite - w/ Point Ignition	AL-5677XM	AL-118X <sup>6</sup>	AL-169	AL-487
<b>8 C linder</b>					
AQ190A	Prestolite	AL-5677XM	AL-118X <sup>6</sup>	MY-302	MY-407
AQ200A,B;AQ225A,B,AQ225B	Prestolite	AL-5677XM	AL-118X <sup>6</sup>	AL-183	AL-488
AQ200C;AQ225C,AQ255A,AQ210;AQ200A,B,C; AQ225B,C;255A	Mallory	MY-201XP	MY-100	MY-302	MY-407

(continued on next page)

<sup>6</sup> AL-111X ma also be used.

# Distributor & D.I.S. Unit Parts (Cont'd) VOLVO PENTA (Cont'd)

## INBOARD ENGINES (Cont'd)

### DISTRIBUTOR PARTS (Cont'd)

MODEL/ENGINE	Unit No./Description	Point Set	Condenser	Rotor	Cap
<b>8 C linder (Cont d)</b>					
AQ200D,AQ200F,211A,AQ225D,E,F; AQ231A,B; BB225A,AQ255A,260A,B,AQ290A,BB206A,AV,B,C;BB225AV,B,C,BB261	Prestolite - w/ Screw Down Cap	AL-5677XM	AL-118X <sup>6</sup>	AL-183	AL-488
AQ200D,AQ225B,D;AQ260A;AQ290A	From Ser. # CU-20460	AL-5677XM	AL-118X <sup>6</sup>	AL-169	AL-488
AQ200D,AQ255D,AQ280A,290A	Prestolite - w/ Clip Down Cap	AL-5677XM	AL-118X <sup>6</sup>	.....	AL-483 <sup>7</sup>
AQ200F,AQ225E,F;AQ260B; -BB225A,AV,B; BB260A,AV,B,C	From Ser. # CU-32023	AL-5677XM	AL-118X <sup>6</sup>	AL-169	AL-488
AQ240A	Prestolite	AL-5677XM	AL-118X <sup>6</sup>	.....	AL-483 <sup>7</sup>
AQ255A,260A,B	Prestolite - w/ Clip Down Cap	AL-5677XM	AL-118X <sup>6</sup>	.....	AL-488
AQ260,BB225,BB260 -BB225A,AV,B;BB260A,AV,B,C	Prestolite	AL-5677XM	AL-118X <sup>6</sup>	AL-183	AL-488
AQ271A,B,C,D,AQ311A,B	Prestolite - B.I.D. Ign. IDU-7801,S	.....	.....	AL-169	AL-488
All models w/ clip down cap	Prestolite - IBM-7011A	AL-5677XM	AL-118X <sup>6</sup>	AL-183	AL-483
	Prestolite - IBM-7011B	.....	AL-118X <sup>6</sup>	AL-183	AL-483
All models w/ screw down cap	Prestolite - IBM-7013A	AL-5677XM	AL-118X <sup>6</sup>	AL-183	AL-488
	Prestolite - IBM-7013B	.....	AL-118X <sup>6</sup>	AL-183	AL-488

### IGNITION COILS & RESISTORS

MODEL/ENGINE	Ign. Coil	Resistor
All -w/ 2 Prong Resistor	UC-12X	RU-26
-w/o External Resistor	UC-15X	.....

## Charging System Unit Parts

### INBOARD ENGINES

#### CHARGING SYSTEM PARTS

MODEL/ENGINE	Volt. Reg.
All -w/ Volvo Penta Regulator No. 841381-7,841688-5	VR-415
847605-3	VR-500

## Starter Unit Parts

### INBOARD ENGINES

#### STARTER SYSTEM PARTS

YEAR	MODEL/ENGINE	Unit No./Description	Drive or Clutch	Starter Solenoid	Brush Set	Bushing D.E
78-77	All -12 Volt	MDY-7054	.....	.....	EX-85	X-4427
72-70	AQ170 -12 Volt	Bosch 0331311032	SDN-160	.....	GB-288	.....
71	MB20B -12 Volt	Bosch 0331311032	SDN-160	.....	GB-288	.....
70	AQ115A,130C -12 Volt	Bosch 0331311032	SDN-160	.....	GB-288	.....

## Vehicle Component Guide

### INBOARD ENGINES

#### POWER TRIM RELAY

MODEL/ENGINE	Part No.
AQ175,200,225D,AQ260,AQ290A -5 Terminal -OEM NO. 876039-9	RY-30
AQ270,280 -4 Terminal -OEM NO. 876037-3	RY-88

## Distributor & D.I.S. Unit Parts

## WAUKESHA ENGINES

### INBOARD ENGINES

#### DISTRIBUTOR PARTS

YEAR	MODEL/ENGINE	Unit No./Description	Point Set	Condenser	Rotor	Cap
78-75	4 -VGR-155	1112470	DR-2240X	DR-60X	DR-314	DR-437
74-73	8 -Mercury Dist.	B64025A2	.....	FD-75X	FD-311X	FD-129X

(continued on next page)

<sup>6</sup> AL-111X ma also be used. <sup>7</sup> Use AL-483G for cap gasket.

## Distributor & D.I.S. Unit Parts (Cont'd) WAUKESHA ENGINES (Cont'd)

### INBOARD ENGINES (Cont'd)

#### DISTRIBUTOR PARTS (Cont'd)

YEAR	MODEL/ENGINE	Unit No./Description	Point Set	Condenser	Rotor	Cap
73-71	4 -1C	IGW-4118A	AL-5661X	AL-63	AL-102	AL-25
73-59	4 Cylinder IC,FC,FCS,FS	IGW-4301	AL-5661X	AL-63	AL-102	.....
65-63	135	1111747	DR-2227XP	DR-60X	DR-158	DR-405

#### IGNITION COILS & RESISTORS

YEAR	MODEL/ENGINE	Ign. Coil	Resistor
74-73	All -Mercury Distributor -w/ 2 Prong Resistor	UC-12X	RU-26
	-w/o External Resistor	UC-15X	.....
73-59	All -6 Volt	UC-14X	.....
	-12 Volt	UC-15X	.....

## Charging System Unit Parts

### INBOARD ENGINES

#### CHARGING SYSTEM PARTS

YEAR	MODEL/ENGINE	Unit No./Description	Volt. Reg.	Brush Set
75-71	302,351 Eng. -12 Volt	ALK-6212Y,YS	VR-411	EX-93
70-67	All -24 Volt	1117772	VR-135	.....
70-59	IC,FC,FCS,FS	GBM-4613A-1	.....	EX-39
		GBM-4614A-1	CO-109	EX-39
65	135 -12 Volt	1106826	VR-20	RX-63
64-63	135 -12 Volt	1102213	VR-195	.....
	135,148 -12 Volt	1102228	VR-20	RX-56T
	-24 Volt	1102013	VR-227	RX-59
		1105963	VR-20	RX-59
63	135 -12 Volt	1106826	VR-18	RX-63

## Starter Unit Parts

### INBOARD ENGINES

#### STARTER SYSTEM PARTS

YEAR	MODEL/ENGINE	Unit No./Description	Drive or Clutch	Starter Solenoid	Brush Set
65-63	All -12 Volt	1114072	SDN-67	SS-216	RX-69A
	-24 Volt	1113825	SDN-67	SS-215	RX-69A
	-32 Volt	1113911	SDN-67	.....	RX-69A
		1114114	.....	SS-216	RX-69A

## Distributor & D.I.S. Unit Parts

## WISCONSIN ENGINES

### INBOARD ENGINES

#### DISTRIBUTOR PARTS

YEAR	MODEL/ENGINE	Unit No./Description	Point Set	Condenser	Rotor	Cap
<b>1 C linder</b>						
70-60	ACH,AEHL,BKN	IGW-4405	AL-5661X	AL-63	.....	.....
		IGW-4408	AL-5661X	AL-63	AL-98	.....
70-60	AGND	IGW-4402	AL-5661X	AL-63	.....	.....
		IGW-4407	AL-5661X	AL-63	AL-98	.....
57	AEN,AENS,AHH,BKN	IGW-4167,79	AL-5661X	AL-63	.....	.....
54-48	AB,ABN,ABS,AE,AEN,AHN,AK,AKN,AKS	IGW-4167,79	AL-5661X	AL-63	.....	.....
48-40	AD,ADH,AE,AEH,AF,AFH,AG,AGA,AH,AHH	IGW-4167,79	AL-5661X	AL-63	.....	.....
47-35	AA,AB,AK	IGW-4179	AL-5661X	AL-63	.....	.....
<b>2 C linder</b>						
79-78	TED,TF,TFD,TH,THD,THDM,TJD	IGW-4199A,B,C	AL-5661X	AL-63	AL-64	AL-143
55-42	TE,TF	IGW-4168B	AL-5661X	AL-63	AL-64	.....
54-48	SK-697A	IGW-41688	AL-5661X	AL-63	AL-64	.....
76-55	TH,THD,THDM,TJD	IGW-4199B,C	AL-5661X	AL-63	AL-64	AL-143

(continued on next page)

# Distributor & D.I.S. Unit Parts (Cont'd) WISCONSIN ENGINES (Cont'd)

## INBOARD ENGINES (Cont'd)

### DISTRIBUTOR PARTS (Cont'd)

YEAR	MODEL/ENGINE	Unit No./Description	Point Set	Condenser	Rotor	Cap
	<b>4 C linder</b>					
79-55	VG4D,VH4,VH4D,VH4DM,VR4D,V4600D,VE4, VF4,VP4D,VR4,V461,D	IAD-6004-2F,2N,2P	AL-4556XP	AL-111X	AL-85	AL-35
57-48	VE-4,VF-4,VL-4,VP-4	IGW Series	AL-5661X	.....	.....	.....
48-40	VL-4	IGW-4159A,59-1,86	AL-5661X	AL-63	AL-102	AL-137
48-38	VE-4,VF-4,VM-4,VP-4	IGW-4121A	AL-5661X	AL-63	AL-102	AL-137
47-40	AC-4,AM-4,AP-4	IGW-4121A	AL-5661X	AL-63	AL-102	AL-25

### IGNITION COIL

YEAR	MODEL/ENGINE	Ign. Coil
79-35	6 Volt	UC-14X
	12 Volt	UC-15X

## Charging System Unit Parts

### INBOARD ENGINES

### CHARGING SYSTEM PARTS

YEAR	MODEL/ENGINE	Unit No./Description	Volt. Reg.	Brush Set	Bushing
72-57	6 Volt	GAS-4305,4306	CO-107	.....	.....
		GHD-6001AB-1	.....	EX-39	X-4347
		GJK-7001B;GJW-7301J,7401S,7501A,S	.....	EX-74	.....
	12 Volt	ALK-5201S	VR-107	.....	.....
		GJL-7001A,AN;GJT-7013A	VR-215	EX-74	.....
		GJT-7304A	.....	EX-74	.....
		GJT-7405A,AN,S	VR-214	EX-74	.....
72-57	VG4D,VH-4,VR-4D,V460D,VE-4,VF-4,VP-4D	GGA-60015	.....	EX-59	.....
72-57	VG4D,VH-4,VR-4D,V460D,VE-4,VF-4,VP-4D	GJV-7401S	.....	EX-74	.....
70-60	ACN,AENL,BKN	GAS-4103-1	CO-107	.....	.....
57	AEN,AENS,AHH,BKN	GAS-4103-1	CO-107	.....	.....
54-48	AB,ABN,ABS,AE,AEN,AHN,AK,AKN,AKS	GAS Series	CO-107	.....	.....
48-40	AD,ADH,AE,AEH,AF,AFH,AG,AGA,AH,AHH	GAS Series	CO-107	.....	.....
47-40	AC-4,AM-4,AP-4	GAS-4124-1	CO-107	.....	.....
47-35	AK	GAS-4121-1,38,85	CO-107	.....	.....
46-44	AA,AB	GAS-4185	CO-107	.....	.....

## Starter Unit Parts

### INBOARD ENGINES

### STARTER SYSTEM PARTS

YEAR	MODEL/ENGINE	Unit No./Description	Drive or Clutch	Starter Solenoid	Brush Set	Bushing D.E	Bushing C.E.
79-63	All	MBG-4024,4118,MZ-4184	SDN-56	SS-525	EX-16B	.....	.....
		MBG-4024,4140,4141, MZ-4212	.....	SS-525	EX-16B	.....	.....
		MZ-4192	SDN-56	SS-525	EX-16B	X-4264	.....
		MZ-4194	SDN-56	SS-525	EX-16B	X-4258	.....
61-57	All	MBG-4024,4118,MZ-4184	SDN-56	SS-525	EX-16B	.....	.....
		MBG-4024,4140,4141, MZ-4212	.....	SS-525	EX-16B	.....	.....
		MZ-4192	SDN-56	SS-525	EX-16B	X-4264	.....
		MZ-4194	SDN-56	SS-525	EX-16B	X-4258	.....
72-57	VG-4D,VA-4,VR-4D,V-460D,VE-4,VF-4, VP-4D	MBG-4108	.....	SS-547A	EX-16B	X-4258	.....
72-57	VG-4D,VA-4,VR-4D,V-460D,VE-4,VF-4, VP-4D	MDL-6011	.....	SS-547A	EX-80	X-4258	.....
72-57	VG-4D,VA-4,VR-4D,V-460D,VE-4,VF-4, VP-4D	MDY-7006	.....	SS-547A	EX-85	X-4258	.....
70-60	ACN,AENL,BKN,AGND	MDG-4124	.....	.....	EX-16B	.....	.....
57	AEN,AENS,AHH,BKN	MAK-4008	.....	SS-525	.....	.....	.....
57-53	VG4,VR4	MZ Series	.....	.....	EX-16B	.....	.....

(continued on next page)

## Starter Unit Parts (Cont'd)

## WISCONSIN ENGINES (Cont'd)

### INBOARD ENGINES (Cont'd)

#### STARTER SYSTEM PARTS (Cont'd)

YEAR	MODEL/ENGINE	Unit No./Description	Drive or Clutch	Starter Solenoid	Brush Set	Bushing D.E	Bushing C.E.
54-48	AB,ABN,ABS,AE,AEN,AHH,AK,AKN,AKS	MAK Series .....	.....	SS-525	.....	.....	.....
48-40	AD,ADH,AE,AEH,AF,AFH,AG,AGA,AH, AHH .....	MAK-4008 .....	.....	SS-525	.....	.....	.....
47-40	AC-4,AM-4,AP-4 .....	MAK-4022 .....	.....	SS-525	.....	.....	.....
46-44	AA,AB .....	MAK-4023 .....	.....	SS-525	.....	.....	.....
46-44	AA,AB .....	MZ Series .....	.....	.....	EX-16B	.....	.....

## Distributor & D.I.S. Unit Parts

## AIRBOATS INC. (AIRBOY)

### OUTBOARD ENGINES

#### DISTRIBUTOR PARTS

HORSEPOWER	Unit No./Description	Point Set	Condenser
.....	1-2554, Eng. 1051A, FW-W1A92 .....	.....	S2-100

## Distributor & D.I.S. Unit Parts

## AMC "SABRE"

### OUTBOARD ENGINES

#### DISTRIBUTOR PARTS

HORSEPOWER	Unit No./Description	Point Set	Condenser
3 .....	- .....	S9-411X	S9-108
5 .....	- .....	S9-411X <sup>12</sup>	S9-108 <sup>12</sup>
12 .....	- .....	S9-411X <sup>12</sup>	S9-108 <sup>12</sup>
22 .....	- .....	S9-411X <sup>12</sup>	S9-108 <sup>12</sup>
25 .....	- .....	S9-411X <sup>12</sup>	S9-108 <sup>12</sup>

## Distributor & D.I.S. Unit Parts

## ATLAS "ROYAL"

### OUTBOARD ENGINES

#### DISTRIBUTOR PARTS

HORSEPOWER	Unit No./Description	Point Set	Condenser
3 .....	- .....	S9-411X	S9-108
5 .....	- .....	S9-411X <sup>12</sup>	S9-108 <sup>12</sup>
12 .....	- .....	S9-411X <sup>12</sup>	S9-108 <sup>12</sup>
22 .....	- .....	S9-411X <sup>12</sup>	S9-108 <sup>12</sup>
25 .....	- .....	S9-411X <sup>12</sup>	S9-108 <sup>12</sup>

## Distributor & D.I.S. Unit Parts

## CAL-JET

### OUTBOARD ENGINES

#### DISTRIBUTOR PARTS

HORSEPOWER	Unit No./Description	Point Set	Condenser
4 .....	Phelon .....	S3-420	..

## Distributor & D.I.S. Unit Parts CHRYSLER/FORCE/U.S. MARINE

### OUTBOARD ENGINES

#### DISTRIBUTOR PARTS-Breaker Point Ign

HORSEPOWER	Unit No./Description	Point Set	Condenser
<b>CHRYSLER IGNITION</b>			
2 .....	FW-2514 .....	S4-451	.....
4.4 .....	ALL .....	S4-451	.....
4.5 .....	42HA .....	S4-451	.....
5 .....	501, 511, 52/53HA ..	S4-451	.....
5.5 .....	FW-2490B, 2515 ..	S4-451	.....

(continued on next column)

### OUTBOARD ENGINES (Cont'd)

#### DISTRIBUTOR PARTS-Breaker Point Ign (Cont'd)

HORSEPOWER	Unit No./Description	Point Set	Condenser
<b>CHRYSLER IGNITION (Cont d)</b>			
6 .....	60HA; 62/63HA-HH; H9M, 64HA-HC; H0HF, H1G, H2H, H8D, H9E .....	S4-451	.....

(continued on next page)

<sup>12</sup>Two required.

# Distributor & D.I.S. Unit Parts (Cont'd) CHRYSLER/FORCE/U.S. MARINE (Cont'd)

## OUTBOARD ENGINES (Cont'd)

### DISTRIBUTOR PARTS-Breaker Point Ign (Cont'd)

HORSEPOWER	Unit No./Description	Point Set	Condenser
<b>CHRYSLER IGNITION (Cont d)</b>			
6, 6.6	59062-1; FW-2490B	S4-451	.....
7, 7.5	59062-1; FW-2490B, 2515, 2680	S4-451	.....
8	82, 83HA-HH; H9K, FW-2440B, 2680	S4-451	.....
9.9	92/93HA-HE; HOG; 94H1F, 92H1H, H1J, H2J, H3K	S4-451	.....
9.9	94HA Fr. S/N 3300, 95HA Fr. S/N 312, 94/95HA-HE	S4-451	.....
9.9	94HA To S/N 3299, 95HA To S/N 311, 94-95HA	S4-451	.....
9.9-Magneto Ignition (w/o Alt.)	92/93H9F, 98/99H9A	S4-451	.....
10	102/103/104/105HA, HB, HC	S4-451	.....
10-Magnapower Ignition (w/Alt.)	102/103HD, H8B; 108/109HA, H8B	S4-451	.....
12.9	122/123/124/125/HA, HC, HD	S4-451	.....
12.9-Magnapower Ignition (w/ Alt.)	122/123H9E, 128/129H9A	S4-451	.....
15	152/153HA, HB, H0F, 152H1G, H1H, H2H, H3J, 154/155HA, 154HB	S4-451	.....
15-Magnapower Ignition (w/ Alt.)	152/153HC, H8D, H9E, 158/159HA, H8B, H9C	S4-451	.....
16	ALL	.....	S6-136
18	ALL	S4-451	.....
20	202H2N; 202/203HA-HG, H0L, 204/205HA-HG	S4-451	.....
20-Magnapower Ignition (w/Alt.)	202/203H1M, H9K, 206/207H9B	S4-451	.....
25	252/253/254/255HA, 252H1F, H2F, H3G; 252/253H8C	S4-451	.....
25-Magneto Ignition (w/o Alt.)	252/253HB, H8D, 254/255HB, 256/257HA, H8C	S4-451	.....
25-Std. Ignition (w/o Alt.)	252/253/254/255HB, 256/257HA	.....	S4-159
30	303/304/305HA	S4-451	.....
30-Magneto Ignition (w/o Alt.)	302/303H9C, HB, 304/305HB, 306/307HA	S4-451	.....

(continued on next column)

## OUTBOARD ENGINES (Cont'd)

### DISTRIBUTOR PARTS-Breaker Point Ign (Cont'd)

HORSEPOWER	Unit No./Description	Point Set	Condenser
<b>CHRYSLER IGNITION (Cont d)</b>			
30-Std. Ignition (w/o Alt.)	303/304/305HB, 306/307HA	.....	S4-159
35	350/352/353/354/355HA; 352/353HF, 352/353HC-HE; HG-HJ; H2P; H8K, H9LF, 353HOM, H1N, 360/361HA, HB	.....	S6-136
35-Magneto Ignition (w/o Alt.)	350/351/354/355HC-HH, 356/357HA-HF	.....	S6-136
35-Magneto Ignition (w/o Alt.)	350/351HK, H8L; 356/357HK, H8M	S4-451	.....
35-Std. Ignition (w/ Alt.)	350/351/354/355HC-HH, 350/351/356/357HK, 356/357HA-HF	.....	S4-159
45	450/451HK, 452/453HC-HJ, H8K, 464HA	.....	S6-136
45	456/7HOL, HJ, H1M, H9K; 457H2N, H3P, 459HOJ, H9H	.....	S4-159
45-Magneto Ignition (w/o Alt.)	450 thru 457HA, HC-HH	.....	S4-159
45-Magneto Ignition (w/o Alt.)	458/459HA-HF	.....	S6-136
45-Std. Ignition (w/o Alt.)	450 thru 457HA, HC-HH	.....	S6-136
45-Std. Ignition (w/o Alt.)	458/459HA-HF	.....	S4-159
50	503HA, 507H1A, H2B, H2C, H3D, H3E	.....	S4-159
55	551HA	.....	S4-159
55-Magneto Ignition (w/o Alt.)	554 thru 559HA, HC-HG	.....	S6-136
55-Std. Ignition (w/o Alt.)	554 thru 559HA, HC-HG	.....	S4-159
70	706/707HA, HC-HF	FD-8183XV	.....
75	756/757HA	FD-8183XV	.....
85	856/857HA, HC, HD, HE	FD-8183XV	.....
90	906/907HA	FD-8183XV	.....
105	1056/1057HA-HF; 1058HA, HB, HC	FD-8183XV	.....
120	1206/1207HA-HF; 1208HA, HB, HC	FD-8183XV	.....
130	1306/1307HA	FD-8183XV	.....
135	1356/1357HA; 1358HA, HB, HC	FD-8183XV	.....

(continued on next page)

## Distributor & D.I.S. Unit Parts (Cont'd) CHRYSLER/FORCE/U.S. MARINE (Cont'd)

### OUTBOARD ENGINES (Cont'd)

#### DISTRIBUTOR PARTS-Breaker Point Ign (Cont'd)

HORSEPOWER	Unit No./Description	Point Set	Condenser
<b>CHRYSLER IGNITION (Cont d)</b>			
150 .....	1508HA .....	FD-8183XV	.....
<b>FORCE IGNITION</b>			
9.9/15 .....	ALL .....	S4-451	.....

(continued on next column)

### OUTBOARD ENGINES (Cont'd)

#### DISTRIBUTOR PARTS-Breaker Point Ign (Cont'd)

HORSEPOWER	Unit No./Description	Point Set	Condenser
<b>FORCE IGNITION (Cont d)</b>			
50 .....	ALL .....	.....	S4-159

## Starter Unit Parts

### OUTBOARD ENGINES

#### STARTING SYSTEM PARTS

HORSEPOWER	Unit No./Description	Starter Solenoid
<b>CHRYSLER IGNITION</b>		
9.9 .....	94HA To S/N 3299, 95HA To S/N 312 .....	SS-581X
35 .....	350/352/353/354/355HA; 352/353HF, 352/353HC-HE; HG-HJ; H2P; H8K, H9LF, 353HOM, H1N, 360/361HA, HB .....	SS-581X
35 .....	350/351/354/355HH, 356/357HF .....	SS-581X
35 .....	350/351/354/355HC-HH, 356/357HA-HF .....	SS-581X
45 .....	456/7HOL, HJ, H1M, H9K; 457H2N, H3P, 458-459/HA, HF, HG, 459H0J, H9H, 464HA .....	SS-581X
45 .....	450 thru 457HA, HC-H .....	SS-581X
50 .....	503HA, 507H1A, H2B, H2C, H3D, H3E .....	SS-581X
55 .....	551HA .....	SS-581X
55 .....	w/o 554 thru 559HA, HC-HG .....	SS-581X
70 .....	706/707HA, HC-HF .....	SS-581X
75 .....	756/757HA .....	SS-581X
85 .....	856/857HA, HC, HD, HE .....	SS-581X
90 .....	906/907HA .....	SS-581X
105 .....	1056/1057HA-HF; 1058HA, HB, HC, HD, 1059HD .....	SS-581X
120 .....	1206/1207HA-HF; 1208HA, HB, HC, HD, 1209HD .....	SS-581X
130 .....	1306/1307HA .....	SS-581X
135 .....	1356/1357HA; 1358HA, HB, HC, HD, 1259HD .....	SS-581X
150 .....	1508HA .....	SS-581X
<b>FORCE IGNITION</b>		
50 .....	A, B, C .....	SS-581X
50 .....	ALL .....	SS-581X

## Distributor & D.I.S. Unit Parts

## CLINTIN

### OUTBOARD ENGINES

#### DISTRIBUTOR PARTS

HORSEPOWER	Unit No./Description	Point Set	Condenser
.....	J7, J8, J9 w/ 13, 14, 15, 16, 17, 18 .....	S3-465	..
.....	J5, J6, J9-1000 .....	S3-465	..

## Distributor & D.I.S. Unit Parts

## COMANCO INC.

### OUTBOARD ENGINES

#### DISTRIBUTOR PARTS

HORSEPOWER	Unit No./Description	Point Set	Condenser
.....	Commando V (626-30A636-1) w/ 610723 .....	S3-477	S3-170
.....	Husky (626-30) w/ 610545 .....	S3-477	.....
.....	Continental Sport .....	.....	S6-136



## Distributor & D.I.S. Unit Parts

## COMMODORE

### OUTBOARD ENGINES

#### DISTRIBUTOR PARTS

HORSEPOWER	Unit No./Description	Point Set	Condenser
7.7.5	FW-2680	S4-451 <sup>12</sup>	.....
10	FW-2510B	S4-451 <sup>12</sup>	.....
18	FW-2629	.....	S6-138 <sup>12</sup>

## Distributor & D.I.S. Unit Parts

## ELGIN (SEARS OUTBOARDS)

### OUTBOARD ENGINES

#### DISTRIBUTOR PARTS

HORSEPOWER	Unit No./Description	Point Set	Condenser
2	.....	S4-451	.....
3.5	.....	S3-420	S3-170
6	.....	S4-451 <sup>12</sup>	.....
7	.....	S3-420	S3-170
7.5	.....	S4-451 <sup>12</sup>	.....
8	.....	S4-451 <sup>12</sup>	.....
10	.....	S4-451 <sup>12</sup>	.....
12	.....	S4-451 <sup>12</sup>	.....
18	.....	S4-451 <sup>12</sup>	.....
25	Wico	.....	S6-138 <sup>12</sup>
25	Fairbanks-Morse	.....	S6-138 <sup>12</sup>
30, 35	.....	.....	S6-138 <sup>12</sup>

## Distributor & D.I.S. Unit Parts

## ESKA

### OUTBOARD ENGINES

#### DISTRIBUTOR PARTS

HORSEPOWER	Unit No./Description	Point Set	Condenser
3, 3.5, 4, 5, 6, 7	Phelon	S3-420	..

## Distributor & D.I.S. Unit Parts

## EVINRUDE/JOHNSON (O.M.C.)

### OUTBOARD ENGINES

#### DISTRIBUTOR PARTS-ELECTRONIC IGN.

HORSEPOWER	Year	Module
4	79-77	LX-902
6	79-77	LX-902
9.9, 15	79-77	LX-902
25 Exc. Worktwin, Workhorse & Exc. '83 Comm.	79-77	LX-902
35	79-77	LX-902
50	75-71	LX-905
50	79	LX-902
55	69-68	LX-910
55	77-76	LX-905
55	79-78	LX-902
60	71-70	LX-911
65	73-72	LX-904
70	78-74	LX-904
70, 75	79	LX-901
75	78-75	LX-904
85	68	LX-910
85	72-69	LX-911
85	79-78	LX-900 <sup>12</sup>
85	77-73	LX-903
100	71	LX-911
100	72; 68	LX-909
100	79	LX-900 <sup>12</sup>
115	70-69	LX-909
115	77-73	LX-903

(continued on next column)

### OUTBOARD ENGINES (Cont'd)

#### DISTRIBUTOR PARTS-ELECTRONIC IGN. (Cont'd)

HORSEPOWER	Year	Module
115	79-78	LX-900 <sup>12</sup>
125	72-71	LX-909
135	76-73	LX-903
140	77	LX-903
140	79-78	LX-900 <sup>12</sup>
150	79	LX-901 <sup>12</sup>
175	78-77	LX-904 <sup>12</sup>
175	79	LX-901 <sup>12</sup>
200	78-76	LX-904 <sup>12</sup>
200	79	LX-901 <sup>12</sup>
235	78	LX-904 <sup>12</sup>
235	79	LX-901 <sup>12</sup>
Universal 55-125 H.P.	72-67	LX-906

#### DISTRIBUTOR PARTS-BREAKER POINT IGN.

HORSEPOWER	Year	Point Set	Condenser
1.5, 2	79-51	S9-411X	S9-108
3	79-50	S9-411X	S9-108
4	76-65	S9-411X	S9-108
5, 7.5	68-50	S9-411X	S9-108
5.5	64-54	S9-411X	S9-108
6	76-51	S9-411X	S9-108
9.5	73-64	S9-411X	S9-108
9.5, 9.9, 15	76-74	S9-411X	S9-109
5, 7.5, 10, 15	68-50	S9-411X	S9-108

(continued on next page)

<sup>12</sup>Two required.

# Distributor & D.I.S. Unit Parts (Cont'd) EVINRUDE/JOHNSON (O.M.C.) (Cont'd)

## OUTBOARD ENGINES (Cont'd)

### DISTRIBUTOR PARTS-BREAKER POINT IGN (Cont'd)

HORSEPOWER	Year	Point Set	Condenser
18, 35	61-57	S9-411X	S9-108
18, 40	73-62	S9-411X	S9-109
20	76-57	S9-411X	S9-109
25	76-69	S9-411X	S9-109
25	55	S9-411X	S9-108
28	64-62	S9-411X	S9-109
30	56	S9-411X	S9-108
33	70-65	S9-411X	S9-109
35	76	S9-445	S9-109
40	61-51	S9-411X	S9-108
40 (Point Ign.)	76-74	S9-445	S9-109
40 Commercial	83-81	S9-445	S9-109
45, 50	59-58	S9-444	.....
60	67-64	S9-444	.....
75	67-60	S9-444	.....
80	67-60	S9-444	.....
90	75-64	S9-444	.....
100	66	S9-444	.....

### IGNITION COILS & RESISTORS

HORSEPOWER	Year	Coil	Qty. Used
1.5, 2	79-68	S9-606	1
2 Cyl.	79-68	S9-606	1
3, 4- w/ Ign. Points	76-50	S9-606	2
4	79-77	S9-620	1
4- 2 Post Coil	79-77	S9-608	1
5, 5.5, 6	76-50	S9-606	2
6	79-77	S9-620	2
7.5	58-54	S9-606	2
9.5	73-64	S9-606	2
9.9- 2 Post Coil	76-74	S9-608	2
9.9	79-77	S9-620	2
10	63-49	S9-606	2
15	72-51	S9-606	2
15	79-77	S9-620	2
18	73	S9-614	1

(continued on next column)

## OUTBOARD ENGINES (Cont'd)

### IGNITION COILS & RESISTORS (Cont'd)

HORSEPOWER	Year	Coil	Qty. Used
18	73	S9-613	2
18, 20, 25	72-51	S9-606	2
20	73	S9-613	2
25	79-77	S9-620	2
25	76-73	S9-615	1
25	76-73	S9-613	2
28	70-56	S9-606	2
28	79-77	S9-620	2
30	79-77	S9-620	2
30, 33, 35	70-56	S9-606	2
35	76	S9-613	2
35	79-77	S9-620	2
40- Electronic Ign.	79-77	S9-620	2
40	73-60	S9-606	2
40- Contact Controlled Ign.	79-75	S9-613	1
50	79-78	S9-620	2
55	79-78	S9-620	2
60 Comm.	79-78	S9-620	2
65- 2 Post Coil	79	S9-620	3
70	79	S9-620	3
75	79	S9-620	3
85	79-78	S9-620	4
85	72-69	S9-619	1
90	79-78	S9-620	4
100	79-78	S9-620	4
100	72-71	S9-619	1
115	70-69	S9-619	1
115	79-78	S9-620	4
125	72-71	S9-619	1
140	79-78	S9-620	4
150	79	S9-620	6
175	79	S9-620	6
200	79	S9-620	6
235	79	S9-620	6
Colt Junior	79-68	S9-606	1

## Charging System Unit Parts

### OUTBOARD ENGINES

#### CHARGING SYSTEM PARTS

HORSEPOWER	Year	Part No.
<b>RECTIFIER ASSEMBLY</b>		
25	79-77	D-69
35	79-76	D-69
40	76-74	D-69
50	75-71	D-68
50	79	D-69
55	77-76	D-68
55	79-78	D-69
60	71	D-68
60- Model D Only	70	D-69
65	73-72	D-68
70	79-74	D-68
75	79-75	D-68
85	79-70	D-68
100	79	D-68

(continued on next column)

### OUTBOARD ENGINES (Cont'd)

#### CHARGING SYSTEM PARTS (Cont'd)

HORSEPOWER	Year	Part No.
<b>RECTIFIER ASSEMBLY (Cont'd)</b>		
100	72-66	D-68
115	79-73	D-68
125	72-71	D-68
135	76-75; 73	D-68
135- Models 135443, 135483 Only	74	D-68
140	79-77	D-68
150	79-79	D-68
155, 185	79	D-68
175	79-77	D-68
200	79-76	D-68
235	79-78	D-68

## Starter Unit Parts

## EVINRUDE/JOHNSON (O.M.C.) (Cont'd)

### OUTBOARD ENGINES

#### SOLENOID SWITCHES/RELAYS

HORSEPOWER	Year	Starter Solenoid	Trim Relays/Solenoid
18	59-57	UM-21	.....
25- w/ Electric Start	79-72	SS-603	.....
33	67-65	UM-21	.....
33	70-68	SS-603	.....
35	79-76	SS-603	.....
35	59-57	UM-21	.....
40	66-60	UM-21	.....
40	79-67	SS-603	.....
50	59-58	UM-21	.....
50	79-71	SS-603	.....
55	79-68	SS-603	.....
60	79-67	SS-603	.....
65	73-68	SS-603	.....
70	79-74	SS-603	.....
75	79-75	SS-603	.....
75- w/ Electric Shift	65	SS-603	.....
75- w/o Electric Shift	65-60	UM-21	.....
80- w/ Electric Shift	67-66	SS-603	.....

(continued on next column)

### OUTBOARD ENGINES (Cont'd)

#### SOLENOID SWITCHES/RELAYS (Cont'd)

HORSEPOWER	Year	Starter Solenoid	Trim Relays/Solenoid
80- w/o Electric Shift	66	UM-21	.....
85	75-68	SS-603	.....
85	79-76	SS-603	SS-604
100	72-66	SS-603	.....
100	79	SS-603	SS-604
115	75-69	SS-603	.....
115	71-76	SS-603	SS-604
125	79-71	SS-603	.....
135	73	SS-603	.....
135	75-74	SS-603	.....
135	76	SS-603	SS-604
140	79-77	SS-603	SS-604
150	79	SS-603	SS-604
175	79-77	SS-603	SS-604
200	79-76	SS-603	SS-604
235	79-78	SS-603	SS-604

## Vehicle Component Guide

### OUTBOARD ENGINES

#### IGNITION SWITCH

MODEL/ENGINE	Part No.
All- Replaces O.M.C. Part No. 393301	UM-39

## Distributor & D.I.S. Unit Parts

## FIRESTONE

### OUTBOARD ENGINES

#### DISTRIBUTOR PARTS

HORSEPOWER	Unit No./Description	Point Set	Condenser
7.5	Wico	S4-451 <sup>12</sup>	.....
12	.....	S4-451 <sup>12</sup>	.....
25	.....	.....	S6-138 <sup>12</sup>

## Distributor & D.I.S. Unit Parts

## FISHER-PIERCE (HOMELITE)

### OUTBOARD ENGINES

#### DISTRIBUTOR PARTS

YEAR	HORSEPOWER	Unit No./Description	Point Set	Condenser	Rotor	Cap
72-70	90 H.P.	IGW-4456	AL-5661X	AL-63	AL-102	AL-25
72-61	55 H.P.	A-90525; IGW-4406, A	AL-5661X	.....	AL-102	AL-137

## Distributor & D.I.S. Unit Parts

## GALE "BUCCANEER"

### OUTBOARD ENGINES

#### DISTRIBUTOR PARTS

HORSEPOWER	Year	Point Set	Condenser
3	63-51	S9-411X	S9-108
5	63-51	S9-411X <sup>12</sup>	S9-108 <sup>12</sup>
12	59-51	S9-411X <sup>12</sup>	S9-108 <sup>12</sup>
15	63-62	S9-411X <sup>12</sup>	.....
15	61-60	S9-411X <sup>12</sup>	S9-108 <sup>12</sup>
22	55	S9-411X <sup>12</sup>	.....
15	63-56	S9-411X <sup>12</sup>	.....

(continued on next page)

<sup>12</sup>Two required.

## Distributor & D.I.S. Unit Parts (Cont'd) GALE "BUCCANEER" (Cont'd)

### OUTBOARD ENGINES (Cont'd)

#### DISTRIBUTOR PARTS (Cont'd)

HORSEPOWER	Year	Point Set	Condenser
35 35 .....	60-58 .....	S9-411X <sup>12</sup>	.....
40 .....	63-61 .....	S9-411X <sup>12</sup>	.....
60 .....	63-60 .....	S9-444 <sup>12</sup>	.....

#### IGNITION COILS & RESISTORS

HORSEPOWER	Year	Coil	Qty. Used
15 .....	63-60 .....	S9-606	2
35 .....	60-58 .....	S9-606	2

## Distributor & D.I.S. Unit Parts

## GOODRICH "SEA FLYER"

### OUTBOARD ENGINES

#### DISTRIBUTOR PARTS

HORSEPOWER	Year	Point Set	Condenser
3, 5, 12 .....	52-51 .....	S9-411X	S9-108

## Distributor & D.I.S. Unit Parts HIAWATHA (GAMBLE SKOGMO)

### OUTBOARD ENGINES

#### DISTRIBUTOR PARTS

HORSEPOWER	Year	Point Set	Condenser
3, 5, 12 .....	55-51 .....	S9-411X	S9-108
3.6 .....	59-58 .....	S4-451	.....
5, 7.5, 10 .....	58 .....	S4-451 <sup>12</sup>	.....

## Distributor & D.I.S. Unit Parts

## J.C. PENNY

### OUTBOARD ENGINES

#### DISTRIBUTOR PARTS

HORSEPOWER	Unit No./Description	Point Set	Condenser
3, 5, 7 .....	.....	S3-420	S3-170

## Distributor & D.I.S. Unit Parts

## MERCURY

### OUTBOARD ENGINES

#### DISTRIBUTOR PARTS-ELECTRONIC IGN.

HORSEPOWER	Unit No./Description	Switch Box
2.5 .....	From A855097 .....	LX-1087
3 .....	A855097 thru G710612 ..	LX-1087
3.3 .....	From D901217 .....	LX-1087
4 2 Cyl. ....	5589202 thru 5595531 ..	LX-1082
4, 5 .....	From G710613 .....	LX-1086
6 .....	From A197112 .....	LX-914
7.5 .....	From 5206550 .....	LX-1083
8 .....	From A197112 .....	LX-914
9.8 .....	From 5206550 .....	LX-1083
9.9 .....	From A197112 .....	LX-914
15 .....	From B292414 .....	LX-914
18, 20, 25 .....	5837437 thru 6443972 ..	LX-913
18, 20, 25- w/ Nut Connectors ..	6443973 thru B238463 ..	LX-913
18, 20, 25- w/ Bullet Connectors .....	6443973 thru B238463 ..	LX-914
20 .....	3537531 thru 4709592 ..	LX-1080
20 .....	B238464 thru G760299 ..	LX-914
25 .....	5705532 thru 6443972 ..	LX-913
25 .....	B238464 thru G760299 ..	LX-914
35- w/ Nut Connectors .....	6445653 thru B110788 ..	LX-913
35- w/ Bullet Connectors .....	6445653 thru B110788 ..	LX-915

(continued on next column)

### OUTBOARD ENGINES (Cont'd)

#### DISTRIBUTOR PARTS-ELECTRONIC IGN. (Cont'd)

HORSEPOWER	Unit No./Description	Switch Box
35 .....	From B110789 .....	LX-914
40 2 Cyl. ....	3859435 thru 5823917 ..	LX-1081
40 2 Cyl. ....	From 5823918 .....	LX-913
40 4 Cyl. ....	C159200 thru G589999 ..	LX-917
45, 50 4 Cyl. ....	From 5531630 .....	LX-917
45 Jet .....	G290585 thru G589999 ..	LX-1085
50 .....	2305101 thru 2858813 ..	LX-916
50, 55, 60 3 Cyl. ....	D000750 thru G589999 ..	LX-1085
50, 60 3 Cyl. ....	6428681 thru D000749 ..	LX-912
65 .....	2309311 thru 2803561 ..	LX-916
65 .....	4382057 thru 4571651 ..	LX-912
65 Jet .....	D283222 thru G437999 ..	LX-1084
70 .....	5579016 thru 6428680 ..	LX-912
70 ( Merc. ) .....	4571652 thru 5128279 ..	LX-912
70 ( Mariner ) .....	From 5128280 .....	LX-912
70, 75 3 Cyl. ....	C272000 thru D283221 ..	LX-912
75 3 Cyl. ....	D283222 thru G437999 ..	LX-1084
75 4 Cyl. ....	From 6432901 .....	LX-917
80 .....	2559001 thru 3493912 ..	LX-916
80 4 Cyl. ....	4831999 thru 6432900 ..	LX-917
80 3 Cyl. ....	A996142 thru C221999 ..	LX-912

(continued on next page)

<sup>12</sup>Two required.

**OUTBOARD ENGINES (Cont'd)**

**DISTRIBUTOR PARTS-ELECTRONIC IGN. (Cont'd)**

HORSEPOWER	Unit No./Description	Switch Box
80 Jet	D283222 thru G437999	LX-917
85	3493913 thru 4366801	LX-916
85 4 Cyl.	4366802 thru 4831998	LX-917
90	4845301 thru 5299505	LX-916
90 6 Cyl.	From 5299506	LX-912
90 3 Cyl.	A996142 thru D283221	LX-912
90 3 Cyl.	D283222 thru G437999	LX-1084
90 Sport Jet	E023150 thru E095087	LX-912
95	1935101 thru 2318585	LX-916
100 4 Cyl.	3209468 thru 6437999	LX-917
100SS	2318586 thru 2836018	LX-916
105 Jet	D082000 thru G303045	LX-912
110	1937325 thru 2314955	LX-916
115 6 Cyl.	2836019 thru 5314655	LX-916
115 6 Cyl.	From 5314656	LX-912
115 4 Cyl.	C100000 thru G437999	LX-917
125 4 Cyl.	D283222 thru G437999	LX-917
125	2314956 thru 2839368	LX-916
135	2839369 thru 3293233	LX-916

(continued on next column)

**OUTBOARD ENGINES (Cont'd)**

**DISTRIBUTOR PARTS-ELECTRONIC IGN. (Cont'd)**

HORSEPOWER	Unit No./Description	Switch Box
V-135	From A904646	LX-912
140	3293234 thru 3502805	LX-916
140	4065678 thru 5327662	LX-916
140	From 5327663	LX-912
140 Jet	D082000 thru G960499	LX-912
150	3502806 thru 4865677	LX-916
150XS	4868648 thru 5327662	LX-916
V-150	4868998 thru G960499	LX-912
V-150 XR2	6616991 thru A904645	LX-912
V-150 XR4, Magnum II	B242885 thru D819999	LX-912
V-150 XR6	D820000 thru G960499	LX-912
V-175	4301235 thru G960499	LX-912
V-200	4839034 thru G960499	LX-912
V-220	From B117316	LX-912
V-225	From 5628028	LX-912
V-250/275	From C101891	LX-912
V300/3.4L	From 5611648	LX-912

**OUTBOARD ENGINES**

**DISTRIBUTOR PARTS**

HORSEPOWER	Unit No./Description	Point Set	Condenser	Ign. Coil
2.5	From A855097	.....	.....	S9-623
3	A855097 thru G710612	.....	.....	S9-623
3.3	From D901207	.....	.....	S9-623
3.5- w/ Phelon Magneto	358136 thru 6202172	.....	S3-113	S3-604
3.9	1655013 thru 2498155	S3-420	S3-196	.....
4	2498136 thru 2693114	S3-420	S3-196	.....
4	2771622 thru A855096	S3-478	.....	.....
4	A855097 thru G710612	.....	.....	S9-609
4.5	From 4107220	S3-478	.....	.....
5	A855097 thru G710612	.....	.....	S9-609
5- w/ Phelon Magneto	338136 thru A855097	.....	S3-113	S3-604
5.9 ( Mark 6 )	888005 thru 1134535	.....	.....	S3-604
6	1408611 thru 1610264	.....	S3-195	S3-604
6	1610265 thru 2529894	S3-420	S3-195	.....
6- w/ Phelon Magneto	888005 thru 1408610	.....	S3-195	S3-604
6/8/9.9	From A197112	.....	.....	S3-607
7.5	259875 thru 3274632	S3-420	S3-196	.....
7.5- w/ Phelon Magneto	214324 thru 564117	.....	S3-113	S3-604
7.5	3274633 thru 3801457	S3-478	.....	.....
9.8	2798057 thru 3795657	S3-478	.....	.....
9.8	1470349 thru 1865778	.....	S3-195	S3-604
9.8	1865779A thru 2708898	S3-420	S3-196	.....
10	1057994 thru 1122327, 1290910 thru 1499331	.....	S3-195	S3-604
10- w/ Phelon Magneto	258221 thru 1057993	.....	S3-113	.....
15	1200114 thru 1499331	.....	S3-195	S3-604
15	From B292414	.....	.....	S3-607
18	5705532 thru 5837436	.....	.....	S3-607
18	3274633 thru 3801457	S3-478	.....	.....
20	2827677 thru 3537530	S3-478	.....	.....
20	6443973 thru B238463	.....	.....	S3-607
20	860979 thru 1592567	.....	S3-195	S3-604
20, 25	B238464 thru G760299	.....	.....	S3-607
22	1158546 thru 1499331	.....	S3-195	S3-604
25	1467499 thru 1499331	.....	S3-195	S3-604
25	377150 thru 1467498	S10-478	S6-136	.....
25	5705532 thru G760299	.....	.....	S3-607
25 4 Stroke	G590000 thru T178499	.....	.....	S9-624
30 Jet	C159200 thru G589999	.....	.....	S3-607

(continued on next page)

**OUTBOARD ENGINES (Cont'd)**

**DISTRIBUTOR PARTS (Cont'd)**

HORSEPOWER	Unit No./Description	Point Set	Condenser	Ign. Coil
30	1271884 thru 1448139	.....	S6-136	.....
30	950250 thru 1260724	S10-478	S6-136	.....
35	1217222 thru 1271337	S10-478	S6-136	.....
35	1356948 thru 1448139	.....	S6-136	.....
35	1571114 thru 2874703	S3-420	S3-196	.....
35	From 6445653	.....	.....	S3-607
40	1279685 thru 1476509	.....	S6-136	.....
40	831021 thru 1279684	S10-478	S6-136	.....
40 ( 2 Cyl. )	From 5823918	.....	.....	S3-607
40 ( 4 Cyl. )	C159200 thru G589999	.....	.....	S3-607
40 4 Stroke	G231123 thru G760299	.....	.....	S9-622
45 4 Stroke	G231123 thru T178499	.....	.....	S9-622
45	1139538 thru 1476509	S10-478	S6-136	.....
45	1476510 thru 1531958	.....	S6-136	.....
45/50 ( 4 Cyl. )	From 5531630	.....	.....	S3-607
50	1421113 thru 1755548, 1770179 thru 2116317	.....	S6-136	.....
50- w/ Rope Start	2116318 thru 2305100	.....	S6-136	.....
50 4 Stroke & Bigfoot	G231123 thru T178499	.....	.....	S9-622
50, 55, 60 3 Cyl.	D000750 thru G589999	.....	.....	S3-607
50/60 3 Cyl.	6428681 thru D000749	.....	.....	S3-607
50/60 4 Cyl.	From D000750	.....	.....	S3-607
65	1072997 thru 1542744	.....	.....	UC-12X
65	1542745 thru 2119748	.....	S6-136	.....
65- w/ Rope Start	2119749 thru 2309310	.....	S6-136	.....
70	1143038 thru 1566239	.....	.....	UC-12X
70	5579016 thru 6428680	.....	.....	S3-607
70 Mariner	From 5128280	.....	.....	S3-607
70/75 3 Cyl.	C272000 thru D283221	.....	.....	S3-607
75 4 Cyl.	From 6432901	.....	.....	S3-607
80	1335465 thru 1566239	.....	.....	UC-12X
80 ( Merc. )	5582562 thru 6432900	.....	.....	S3-607
80 ( Mariner )	From 5144547	.....	.....	S3-607
80 4 Cyl.	5141097 thru 6432900	.....	.....	S3-607
80 3 Cyl.	C272000 thru C221999	.....	.....	S3-607
85	1460999 thru 1766823	.....	.....	UC-12X
90	1766824 thru 1869775	.....	.....	UC-12X
90 3 Cyl.	A996142 thru G437999	.....	.....	S3-607
90 6 Cyl.	From 5299506	.....	.....	S3-607
95	1869776 thru 1935100	.....	.....	UC-12X
100 6 Cyl.	146949 thru 2618585	.....	.....	UC-12X
100, 115 4 Cyl.	B209468 thru G437999	.....	.....	S3-607
105 Jet	D082000 thru G303045	.....	.....	S3-607
110	1870204 thru 1937324	.....	.....	UC-12X
110	1962462 thru 2314955	.....	.....	UC-12X
115 6 Cyl.	From 5314656	.....	.....	S3-607
125 4 Cyl.	D283222 thru G437999	.....	.....	S3-607
140 Jet	D082000 thru G960499	.....	.....	S3-607
210cc Sail Power	From A918999	.....	.....	S3-607
Magnum II, XR4	B242885 thru D819999	.....	.....	S3-607
V-135	From A904646	.....	.....	S3-607
140	From 5327663	.....	.....	S3-607
V-150	5129480 thru G960499	.....	.....	S3-607
V-150 XR2	6616991 thru A904645	.....	.....	S3-607
V150 XR6	D820000 thru G960499	.....	.....	S3-607
V-175	5180109 thru G960499	.....	.....	S3-607
V-200, XR1	5158929 thru G960499	.....	.....	S3-607
V-220	From B117316	.....	.....	S3-607
V-225	From 5628028	.....	.....	S3-607
V-250/275	From C101891	.....	.....	S3-607

# Starter Unit Parts

# MERCURY (Cont'd)

## OUTBOARD ENGINES

## OUTBOARD ENGINES (Cont'd)

### SOLENOID SWITCHES/RELAYS

### SOLENOID SWITCHES/RELAYS (Cont'd)

HORSEPOWER	Unit No./Description	Starter Solenoid	Trim Relays/Solenoid
20 .....	4709593 thru 6443972 .....	SS-606	.....
22 .....	1185463 thru 1238089 .....	SS-580	.....
35 .....	From C159200 .....	.....	RY-116
40 2 Cyl.- 2nd. Design	From G053314 .....	SS-733	.....
40 4 Cyl.- w/ Relay ..	From C159200 .....	.....	RY-48
40 2 Cyl. ....	2874704 thru 5556229 .....	SS-580	.....
40 2 Cyl. ....	5556230 thru 5823917 .....	SS-606	.....
40 4 Cyl. - w/ Solenoid	From C159200 .....	.....	SS-733
45- w/o Circuit Breaker .....	5531630 thru 6146848 .....	SS-606	SS-606
45- w/ Circuit Breaker	5531630 thru 6146848 .....	SS-606	.....
45- w/o Circuit Breaker .....	From 6146849 .....	.....	SS-606
45 Jet .....	G290585 thru G589999 .....	SS-733	.....
50 4 Cyl. ....	3008819 thru 4140999 .....	SS-580	.....
50 4 Cyl. ....	4141000 thru 5531629 .....	SS-606	.....
50 4 Cyl.- w/o Circuit Breaker .....	5531630 thru 6146848 .....	SS-606	SS-606
50 4 Cyl.- w/ Circuit Breaker .....	5531630 thru 6146848 .....	SS-606	.....
50 4 Cyl.- w/o Circuit Breaker .....	From 6146849 .....	.....	SS-606
50 3 Cyl. ....	C160936 thru D000749 .....	.....	RY-116
50/275 .....	From C101891 .....	SS-606	.....
55 3 Cyl.- 2nd. Design	D000750 thru G290584 .....	SS-733	.....
55 3 Cyl. ....	G290585 thru G589999 .....	SS-733	.....
60 3 Cyl.- 2nd. Design	D000750 thru G290584 .....	SS-733	.....
60 3 Cyl. ....	G290585 thru G589999 .....	SS-606	.....
65 3 Cyl. ....	3547987 thru 4571651 .....	SS-606	.....
65 4 Cyl. ....	2446775 thru 3293183 .....	SS-580	.....
70 3 Cyl. ....	4570652 thru 5579016 .....	SS-606	.....
70 3 Cyl.- 1st. Design	5579017 thru 6104369 .....	SS-606	SS-606
70 3 Cyl.- 2nd. Design	5579017 thru 6104369 .....	SS-606	.....
70 3 Cyl.- 1st. Design	6104370 thru 6428680 .....	.....	SS-606
80 4 Cyl. ....	2559001 thru 3493912 .....	SS-580	.....
80 4 Cyl. ....	4831999 thru 5582561 .....	SS-606	.....
80 4 Cyl.- 1st. Design	5582562 thru 6030903 .....	SS-606	SS-606

(continued on next column)

HORSEPOWER	Unit No./Description	Starter Solenoid	Trim Relays/Solenoid
80 4 Cyl.- 2nd. Design	5582562 thru 6030903 .....	SS-606	.....
80 4 Cyl.- 1st. Design	6030904 thru 6432900 .....	.....	SS-606
85 4 Cyl. ....	3493913 thru 3865694 .....	SS-580	.....
85 4 Cyl. ....	3865695 thru 4831998 .....	SS-606	.....
90 6 Cyl. ....	4845301 thru 5299505 .....	SS-606	SS-606
90 6 Cyl.- 1st. Design	5299506 thru 6026608 .....	SS-606	SS-606
90 6 Cyl.- 2nd. Design	5299506 thru 6026608 .....	SS-606	.....
90 6 Cyl.- 1st. Design	6026609 thru 6436122 .....	.....	SS-606
100 6 Cyl. ....	2318586 thru 3523111 .....	SS-580	.....
115 6 Cyl. ....	2836019 thru 4112634 .....	SS-580	SS-580
115 6 Cyl. ....	4112635 thru 4855152 .....	SS-606	SS-580
115 6 Cyl. ....	4855153 thru 5600966 .....	SS-606	SS-606
115 6 Cyl.- 1st. Design .....	5600967 thru 6051525 .....	SS-606	SS-606
115 6 Cyl.- 2nd. Design .....	5600967 thru 6051525 .....	SS-606	.....
115 6 Cyl.- 1st. Design .....	6051526 thru 6436122 .....	.....	SS-606
125 .....	2314956 thru 3253111 .....	SS-580	.....
135 .....	2839369 thru 3293233 .....	SS-580	.....
140 .....	3293234 thru 3502805 .....	SS-580	SS-580
140 .....	From 4865678 .....	SS-606	SS-606
150 .....	3502806 thru 4121434 .....	SS-580	SS-580
150 .....	4121435 thru 4865677 .....	SS-606	SS-580
150XS .....	4868648 thru 5327662 .....	SS-606	SS-606
V-135- w/ 10-32, 5/16-18 Term. ....	A904646 thru C100860 .....	SS-606	.....
V-135 - Exc. Off-White Sol. ....	C239553 thru D081999 .....	SS-606	.....
V-135- w/o Rubber Bushing .....	D082000 thru G201874 .....	SS-606	.....
V-135, XR4 .....	C100861 thru C239552 .....	SS-606	.....
V-150 .....	4868998 thru 6042945 .....	SS-606	SS-606
V-150 .....	C100861 thru C239552 .....	SS-606	.....

(continued on next page)

## Starter Unit Parts (Cont'd)

## MERCURY (Cont'd)

### OUTBOARD ENGINES (Cont'd)

#### SOLENOID SWITCHES/RELAYS (Cont'd)

HORSEPOWER	Unit No./Description	Starter Solenoid	Trim Relays/Solenoid
V-150- w/ 10-32, 5/16-18 Term. ....	A904646 thru C100860 .....	SS-606	.....
V-150 - Exc. Off-White Sol. ....	C239553 thru D081999 .....	SS-606	.....
V-150- w/o Rubber Bushing .....	D082000 thru G201874 .....	SS-606	.....
V-150- w/o Rubber Bushing .....	G201875 thru G303045 .....	SS-606	.....
V-150 XR4/Magnum II- w/o Rubber Bushing .....	B242885 thru D081999 .....	SS-606	.....
V-150 XR4/Magnum II- w Rubber Bushing .....	B242885 thru D081999 .....	SS-606	.....
V-150 XR6/Magnum II- w/o Rubber Bushing .....	D082000 thru G201874 .....	SS-606	.....
V-150 XR6/Magnum II- w/o Rubber Bushing .....	G201875 thru G303045 .....	SS-606	.....
V-175 .....	4301235 thru 6618750 .....	SS-606	SS-606
V-175- w/ 10-32, 5/16-18 Term. ....	6618751 thru C239552 .....	SS-606	.....

(continued on next column)

### OUTBOARD ENGINES (Cont'd)

#### SOLENOID SWITCHES/RELAYS (Cont'd)

HORSEPOWER	Unit No./Description	Starter Solenoid	Trim Relays/Solenoid
V-175 - Exc. Off-White Sol. ....	C239553 thru D081999 .....	SS-606	.....
V-175- w/o Rubber Bushing .....	D082000 thru G201874 .....	SS-606	.....
V-175- w/o Rubber Bushing .....	G201875 thru G303045 .....	SS-606	.....
V-200 .....	4839034 thru 6073191 .....	SS-606	SS-606
V-200 .....	C100861 thru C291519 .....	SS-606	.....
V-200- Exc. Off-White Sol. ....	C291520 thru D081999 .....	SS-606	.....
V-200 .....	From D082000 .....	SS-606	.....
V-200, 200E.F.I.- w/o Rubber Bushing ...	D082000 thru G201874 .....	SS-606	.....
V-200, 200E.F.I.- w/o Rubber Bushing ...	G201875 thru G303045 .....	SS-606	.....
V-220 .....	From B117316 .....	SS-606	.....
V-225 (2.4L) .....	From 5628028 .....	SS-606	SS-606
V3.4L .....	From 5611648 .....	SS-606	.....

## Distributor & D.I.S. Unit Parts

## McCULLOCH

### OUTBOARD ENGINES

#### DISTRIBUTOR PARTS

HORSEPOWER	Year	Point Set	Condenser
3.6- Wico .....	59-58 .....	S4-451	.....
5- Wico .....	59-58 .....	S4-451	.....
7.5- Wico .....	58 .....	S4-451	.....
10 .....	58 .....	S4-451	.....
22 .....	58 .....	S3-479	.....
25- Wico .....	60-59 .....	S3-479	.....

(continued on next column)

### OUTBOARD ENGINES (Cont'd)

#### DISTRIBUTOR PARTS (Cont'd)

HORSEPOWER	Year	Point Set	Condenser
28 .....	68-61 .....	S3-479	.....
40- Wico .....	60-50 .....	S3-479	.....
43.7 .....	62-61 .....	S3-479	.....
45 .....	67-63 .....	S3-479	.....

## Distributor & D.I.S. Unit Parts

## MONTGOMERY WARD-SEA KING

### OUTBOARD ENGINES

#### DISTRIBUTOR PARTS

HORSEPOWER	Unit No./Description	Point Set	Condenser
3 .....	.....	S9-411X	S9-108
5 .....	OMC .....	S9-411X <sup>12</sup>	S9-108 <sup>12</sup>
5 .....	WICO .....	S4-451 <sup>12</sup>	.....
6, 8, 9, 9.2, 9.6 .....	.....	S4-451 <sup>12</sup>	.....
15 .....	.....	S9-411X <sup>12</sup>	S9-108 <sup>12</sup>
20 .....	.....	S4-451 <sup>12</sup>	.....
22 .....	.....	S9-411X <sup>12</sup>	S9-108 <sup>12</sup>
25 .....	.....	S9-411X <sup>12</sup>	S9-108 <sup>12</sup>

(continued on next column)

### OUTBOARD ENGINES (Cont'd)

#### DISTRIBUTOR PARTS (Cont'd)

HORSEPOWER	Unit No./Description	Point Set	Condenser
35 .....	OMC .....	S9-411X <sup>12</sup>	S9-108 <sup>12</sup>
40- 62-63 .....	.....	S9-411X <sup>12</sup>	.....
40- 61 .....	.....	S9-411X <sup>12</sup>	S9-108 <sup>12</sup>
45 .....	.....	S6-434 <sup>12</sup>	.....
60 .....	.....	S9-444 <sup>12</sup>	.....

<sup>12</sup>Two required.



## Distributor & D.I.S. Unit Parts (Cont'd) MONTGOMERY WARD-SEA KING (Cont'd)

### OUTBOARD ENGINES (Cont'd)

#### IGNITION COILS

HORSEPOWER	Year	Coil	Qty. Used
15 .....	61-60 .....	S9-606	2

(continued on next column)

### OUTBOARD ENGINES (Cont'd)

#### IGNITION COILS (Cont'd)

HORSEPOWER	Year	Coil	Qty. Used
35 .....	60-58 .....	S9-606	2

## Distributor & D.I.S. Unit Parts

## SEA BEE (GOODYEAR)

### OUTBOARD ENGINES

#### DISTRIBUTOR PARTS

HORSEPOWER	Unit No./Description	Point Set	Condenser
3 .....	.....	S9-411X	S9-108
5, 12, 22, 25, 35 .....	.....	S9-411X <sup>12</sup>	S9-108 <sup>12</sup>

## Distributor & D.I.S. Unit Parts

## SEAPACER CORP.

### OUTBOARD ENGINES

#### DISTRIBUTOR PARTS

HORSEPOWER	Unit No./Description	Point Set	Condenser
5 .....	A5 .....	S3-465	..

## Distributor & D.I.S. Unit Parts

## SPIEGEL "BROOKLURE"

### OUTBOARD ENGINES

#### DISTRIBUTOR PARTS

HORSEPOWER	Unit No./Description	Point Set	Condenser
3 .....	- .....	S9-411X	S9-108
5, 12, 22, 25 .....	- .....	S9-411X <sup>12</sup>	S9-108 <sup>12</sup>

## Distributor & D.I.S. Unit Parts

## WIZARD

### OUTBOARD ENGINES

#### DISTRIBUTOR PARTS

HORSEPOWER	Unit No./Description	Point Set	Condenser
2.6 .....	WICO .....	S4-451	.....
6, 9 .....	WICO .....	S4-451 <sup>12</sup>	.....
20 .....	WICO .....	S4-451 <sup>12</sup>	.....

## Vehicle Component Guide

## AERO MARINE

### CARBURETOR APPLICATIONS

#### CARBURETOR PARTS

YEAR	MODEL	CARBURETOR NUMBER	JIFFY KIT	CHOKE PULL OFF	FLOAT	NEEDLE & SEAT	PUMP PISTON/ DIAPHRAGM	ECONOMIZER/ POWER VALVE
	8 C linder Rochester * 4 Bbl. 327 Eng. -Manual Choke ...	7027088 .....	381B	.....	FL24	VN54R	R64-353 <sup>14</sup>	.....

## Vehicle Component Guide

## AEROCEANIC

### CARBURETOR APPLICATIONS

#### CARBURETOR PARTS

YEAR	MODEL	CARBURETOR NUMBER	JIFFY KIT	CHOKE PULL OFF	FLOAT	NEEDLE & SEAT	PUMP PISTON/ DIAPHRAGM	ECONOMIZER/ POWER VALVE
	Zenith * 1 Bbl. 4-22 ,4-69 ,4-91,4-112 Eng.	8819 .....	1306	.....	.....	.....	.....	.....

<sup>12</sup>Two required. <sup>14</sup>Alcohol resistant Viton accel. pump kit avail.For R64-340,use PK3.ForR64-353orR6-354usePK4.

# Vehicle Component Guide

# AQUANAUTICS

## CARBURETOR APPLICATIONS

### CARBURETOR PARTS

YEAR	MODEL	CARBURETOR NUMBER	JIFFY KIT	CHOKE PULL OFF	FLOAT	NEEDLE & SEAT	PUMP PISTON/ DIAPHRAGM	ECONOMIZER/ POWER VALVE
	<b>Rochester * 1 Bbl</b>							
	6 -164 Eng. ....	7024088 .....	260E	CPA22	.....	.....	.....	.....

# Vehicle Component Guide

# CHRIS-CRAFT

## CARBURETOR APPLICATIONS

### CARBURETOR PARTS

YEAR	MODEL	CARBURETOR NUMBER	JIFFY KIT	CHOKE PULL OFF	FLOAT	NEEDLE & SEAT	PUMP PISTON/ DIAPHRAGM	ECONOMIZER/ POWER VALVE
	<b>4 C linder Rochester * 2 Bbl.</b>							
	153 Eng. ....	7041187 .....	1625	.....	FL19	VN66U	R64-345	.....
	181 Eng. ....	7042181 .....	1625	.....	FL19	VN66U	R64-345	.....
	<b>6 C linder Rochester * 2 Bbl.</b>							
	225(V6) Eng. ....	7025181,7025189 ..	1625	.....	.....	VN66U	R64-345	.....
	<b>8 C linder Carter * 2 Bbl.</b>							
	307,350 Eng. ....	6478 .....	1565B	CPA53	FL3	VN27C	.....	.....
	<b>8 C linder Carter * 4 Bbl.</b>							
62-60	430 Eng. ....	3041,3204,3314 ...	443A	.....	FL98	VN69U	C64-126	.....
	283 Eng. -Exc.Alum.Carb. ..	2669,3205 .....	229B	.....	.....	VN69U	.....	.....
	283,327 Eng. -Alum.Carb. ..	3660 .....	188A	.....	FL98	VN69U	.....	.....
	307 Eng. ....	6310 .....	188A	.....	FL98	VN69U	.....	.....
	307,327,350 Eng. -Alum.Carb. ....	4695,6117 .....	441A	.....	.....	VN69U	.....	.....
	<b>8 C linder Rochester * 2 Bbl.</b>							
	283 Eng. ....	7019082 .....	1654	.....	FL19	VN66U	R64-345	.....
	<b>8 C linder Rochester * 4 Bbl.</b>							
	283 Eng. ....	7013071,7015090 ..	1653	.....	.....	VN49R	.....	.....
	305 Eng. ....	17056287 .....	1621	CPA114	FL24	VN54R	R64-192A	.....
		17059296 .....	1621	CPA114	FL24	VN54R	.....	.....
	307 Eng. ....	7044288 .....	1621	CPA86	FL24	VN54R	R64-192A	.....
	350 Eng. ....	17058280 .....	1621	CPA114	FL24	VN54R	R64-192A	.....
		17059295 .....	1621	CPA114	FL24	VN54R	.....	.....
	454 Eng. ....	7044283,7044289 ..	1621	CPA38	FL24	VN54R	R64-192A	.....
		17059294 .....	1621	CPA114	FL24	VN54R	.....	.....

# Vehicle Component Guide

# CHRYSLER I/O

## CARBURETOR APPLICATIONS

### CARBURETOR PARTS

YEAR	MODEL	CARBURETOR NUMBER	JIFFY KIT	CHOKE PULL OFF	FLOAT	NEEDLE & SEAT	PUMP PISTON/ DIAPHRAGM	ECONOMIZER/ POWER VALVE
	<b>8 C linder Carter * 1 Bbl.</b>							
	318,361 Eng. ....	2911,3035,3195 ...	.....	.....	.....	VN69U	.....	.....
	<b>8 C linder Carter * 4 Bbl.</b>							
	LM318B,M273B,M340B, M360B,M383B,M440B Eng.	3980,6130,6212 ...	357B	.....	FL98	VN69U	.....	.....
	M318B Eng. ....	3213,4699 .....	224D	.....	FL98	VN69U	.....	.....
	M383,M413 Eng. ....	3213,4699,3214, 3392,3543,4476 ..	224D	.....	FL98	VN69U	.....	.....
	M413E,M426,M440 Eng. ...	3214,3392,3543,4476	224D	.....	FL98	VN69U	.....	.....
	V8 Eng. ....	2365,2628 .....	172	.....	.....	VN69U	.....	.....
	V8-383 Eng. ....	9263 .....	224D	.....	FL98	VN69U	.....	.....
	V8-440 Eng. ....	6446 .....	657C	CPA77	FL4	VN87C	C160-54 <sup>16</sup>	.....

(continued on next page)

<sup>16</sup>For accelerator pump, use C64-383

# Vehicle Component Guide (Cont'd)

# CHRYSLER I/O (Cont'd)

## CARBURETOR APPLICATIONS (Cont'd)

### CARBURETOR PARTS (Cont'd)

YEAR	MODEL	CARBURETOR NUMBER	JIFFY KIT	CHOKE PULL OFF	FLOAT	NEEDLE & SEAT	PUMP PISTON/DIAPHRAGM	ECONOMIZER/POWER VALVE
	<b>8 C linder Holle * 2 Bbl.</b>							
72	440 Eng. -3 * 2 Bbl. Carbs. .	R6107,R6107-1 . . . .	402A	CPA23	FL94	VN92F	FM64-159	FM728D
72-70	440 Eng. -3 * 2 Bbl. Carbs. .	R6106 . . . . .	402A	CPA23	FL89	VN92F	FM64-159	FM728D
		R6107,R6107-1, R6105,R6105-1 . . . .	402A	CPA23	FL94	VN92F	FM64-159	FM728D
70	440 Eng. -3 * 2 Bbl. Carbs. .	R6105,R6105-1 . . . .	402A	CPA23	FL94	VN92F	FM64-159	FM728D
	318 Eng. . . . .	R7590A . . . . .	1644	.....	FL9	VN91H	.....	.....
	<b>8 C linder Rochester * 4 Bbl.</b>							
	V8-318,V8-360 Eng. . . . .	17084001,6115,6116	1621	.....	FL24	VN54R	.....	.....

# Vehicle Component Guide

# CHRYSLER/FORCE/U.S. MARINE

## CARBURETOR APPLICATIONS

## CARBURETOR APPLICATIONS (Cont'd)

### CARBURETOR PARTS

### CARBURETOR PARTS (Cont'd)

HORSEPOWER	CARBURETOR NUMBER	JIFFY KIT
3.6 Eng. -Tillotson . . . . .	32/33 HA,32/33 HB,32/33 HC . . . . .	1658
6 Eng. -Tillotson . . . . .	62/63H9D,62/64H8D, 62/63H9F,62/63H9E, 60HA 62/63H9G,62/63H9M, 62/63H9H,62/64HA 62/63H9HC,62/64HB, 62/64HC . . . . .	1658
-After Serial No.3001 -Tillotson . . . . .	62/63HA . . . . .	1658
8 Eng. -Tillotson . . . . .	82/83HD,82/83HF, 82/83HA,82/83HC, 82/83HE 82/83HH,82/83H9K, 82/83HG . . . . .	1658
9.9 Eng. -Tillotson . . . . .	94/95HD,92193HOG, 91H9A,95H1G,95H0F, 91H0B 92H1H,92193HD,98H1B, 92193HE,94/95HE 92193H9F,94/95HB . . . .	1658
-w/ Tillotson Carb. CO-3A -Tillotson . . . . .	92/93HB . . . . .	1658
10 Eng. -Tillotson . . . . .	100HA,101H8B, 102/103HA,102/103HB 102/103HC,102/103HD, 102/103H8B,104/105HA 104/105HB,104/105HC, 108/109HA,108/109H8B	1658
12 Eng. -Tillotson . . . . .	121H9A,125H9E . . . . .	1658
12.9 Eng. -Tillotson . . . . .	122/123HA,122/123HC, 122/123HD,122/123H9E 124/125HA,124/125HC, 124/125HD,128/129H9A	1658
15 Eng. -Tillotson . . . . .	152/153HB,152/153HC, 152/153H0F 152/153H8D,152/153H9E, 154HB,154/155HA 158/159HA,158/159H8B, 158/159H9C,152HG 152/153HA . . . . .	1658
20 Eng. -Tillotson . . . . .	202H2A,202/203H0L, 202/203H1M,202/203H9K 206/207H9B . . . . .	1658

(continued on next column)

HORSEPOWER	CARBURETOR NUMBER	JIFFY KIT
25 Eng. -Tillotson . . . . .	252/253HA,252/253HB, 252/253H8C 252/253H8D,252H1F, 252H2F,254/255HA 254/255HB,256/257HA, 256/257HB . . . . .	1658
-w/ Tillotson Carb. WB-190 -Tillotson . . . . .	252H3G,257H3D . . . . .	1658
30 Eng. -Tillotson . . . . .	302-305HA,302-305HB, 306-307HA,307H1D 307H2E . . . . .	1658
35 Eng. -Tillotson . . . . .	353H1N,352/353H9L, 353H0M,350-355HA 350-355HB,350-355HC, 350-355HD,350-355HE 350-355HF,350-355HG, 350-355HH,350/351HK 350/351H8L,352/353HJ, 352/353H8K 354/355HE,354/355HF, 354/355HG,354/355HH 356/357HA-F,356/357HK, 356/357H8M,357H3N 357R3P,3690/361HA, 3690/361HB . . . . .	1658
45 Eng. -Tillotson . . . . .	450-457HA,450-457HB, 450-457HC,450-457HD 450-457HE,450-457HF, 450-457HG,450-457HH 450-451HK,452-453J, 452-453H8K,456-457HJ 456-457H0L,456-457H1M, 456-457H9K,457H2N 459H0J,459H9H, 468/469HA, 458/459HA-HG . . . . .	1658
50 Eng. -Tillotson . . . . .	507H1A,507H2B,507H2C, 507H3D,507R3E 503H3A . . . . .	1658
55 Eng. -Tillotson . . . . .	551HA,554-559HA, 554-559HD,554-559HE 554-559HG,558/559HH, 558/559HJ,558/559HK 558/559H9L,558/559H0N, 558/559H1N	1658

(continued on next page)

<sup>16</sup>For accelerator pump, use C64-383

# Vehicle Component Guide (Cont'd) CHRYSLER/FORCE/U.S. MARINE (Cont'd)

## CARBURETOR APPLICATIONS (Cont'd)

### CARBURETOR PARTS (Cont'd)

HORSEPOWER	CARBURETOR NUMBER	JIFFY KIT
	558/559H2P,558/559V3S, 558/559H3R 558/559HOM .....	1658
-After Serial No. 11072 -Tillotson .....	554HF .....	1658
-After Serial No. 11108 -Tillotson .....	558HF .....	1658
-After Serial No. 14309 -Tillotson .....	559HF .....	1658
-After Serial No. 14439 -Tillotson .....	555HF .....	1658
-After Serial No. 14581 -Tillotson .....	557HF .....	1658
60 Eng. -Tillotson .....	608/609HA .....	1658
70 Eng. -Tillotson .....	709H9A,706/707HA-F, 709H0AN,T700H9A .....	1658
75 Eng. -Tillotson .....	758H1C,756/757-HC, 756H2H,757H9E,758H0B 756/757-HA,754H0B, T750H9A,756H1G 756/757-HB,756H0F, 757HD,758H2D .....	1658
85 Eng. -Tillotson .....	856H0H,859H8A,858H1D, 856H2K,858H2E	

(continued on next column)

## CARBURETOR APPLICATIONS (Cont'd)

### CARBURETOR PARTS (Cont'd)

HORSEPOWER	CARBURETOR NUMBER	JIFFY KIT
	850H0A,856H11,850H1C, 851H9A,857HF,855H9A 857H9G,859HA, 856/857HA-HE,859H9B, 858H0C .....	1658
90 Eng. -Tillotson .....	906/907HC,906/907HB, 906/907HA .....	1658
1.6L Eng. -Z .....	13851,4142128 .....	1306
105 Eng. -Tillotson .....	1055HA,1056/1057HA-F, 1058HA,1058HB 1058HC,1058/1059HD, 1058/1059HE .....	1658
120 Eng. -Tillotson .....	1208HB,1206/1207HA-F, 1208HA,1208HC 1208/1209HD, 1208/1209HE .....	1658
130 Eng. -Tillotson .....	1306/1307HA .....	1658
135 Eng. -Tillotson .....	1358HB,1358HA,1358HC	1658
150 Eng. -Tillotson .....	1508HA .....	1658

# Vehicle Component Guide CRUSADER (THERMO ELECTRON)

## CARBURETOR APPLICATIONS

### CARBURETOR PARTS

YEAR	MODEL	CARBURETOR NUMBER	JIFFY KIT	CHOKE PULL OFF	FLOAT	NEEDLE & SEAT	PUMP PISTON/ DIAPHRAGM	ECONOMIZER/ POWER VALVE
	<b>4 C linder Rochester * 2 Bbl.</b>							
	153 Eng. ....	7025082 .....	483	.....	FL19	VN49R	R64-345	
		7025086 .....	483	.....	.....	VN49R	R64-345	
	<b>6 C linder Rochester * 2 Bbl.</b>							
	225(V6) Eng. ....	7025181,7025189 ..	1625	.....	.....	VN66U	R64-345	
	230,292 Eng. ....	7023186,7023188 ..	472	.....	FL19	VN66U	R64-347	
	<b>8 C linder Carter * 1 Bbl.</b>							
	283 Eng. ....	2618,2912 .....	.....	.....	.....	VN69U	.....	
	<b>8 C linder Carter * 2&amp;4 Bbl.</b>							
	283,348 Eng. ....	7024185 .....	1625	.....	.....	VN66U	R64-345	
		2955 .....	188A	.....	FL98	VN69U	.....	
		7023080 .....	472	.....	FL19	VN66U	R64-347	
	305 Eng. ....	17057134 .....	1620	.....	FL20	VN66U	.....	
	327 Eng. ....	7024188 .....	472	.....	FL19	VN66U	R64-347	
		7024185 .....	1625	.....	.....	VN66U	R64-345	
	<b>8 C linder Rochester * 4 Bbl.</b>							
	327,409 Eng. ....	7020084,7020085 ..	1653	.....	.....	.....	.....	
	327,409,427 Eng. ....	7023084,7023085, 7023089 .....	1447A	CPA38	.....	VN49R	.....	
	350 Eng. ....	17059293 .....	1621	CPA38	FL24	VN56R	.....	
	427 Eng. -w/ Manual Choke	7027081,7028282 ..	381B	CPA38	FL24	VN54R	R64-353 <sup>14</sup>	
	454 Eng. ....	17082403 .....	1621	CPA38	FL24	VN54R	.....	

<sup>14</sup>Alcohol resistant Viton accel. pump kit avail.For R64-340,use PK3.ForR64-353orR6-354usePK4.

# Vehicle Component Guide

# DAYTONA MARINE

## CARBURETOR APPLICATIONS

### CARBURETOR PARTS

YEAR	MODEL	CARBURETOR NUMBER	JIFFY KIT	CHOKE PULL OFF	FLOAT	NEEDLE & SEAT	PUMP PISTON/ DIAPHRAGM	ECONOMIZER/ POWER VALVE
	<b>8 C linder Rochester * 4 Bbl.</b>							
	283 Eng. ....	7023187 .....	322F	.....	.....	.....	.....	.....
	327,409 Eng. ....	7023181,7023088 ..	1447A	.....	.....	VN49R	.....	.....
	327,427 Eng. ....	7027081,7028282, 7037082 .....	381B	CPA38	FL24	VN54R	R64-353 <sup>14</sup>	.....

# Vehicle Component Guide

# DEARBORN (EATON MARINE)

## CARBURETOR APPLICATIONS

### CARBURETOR PARTS

YEAR	MODEL	CARBURETOR NUMBER	JIFFY KIT	CHOKE PULL OFF	CHOKE THERMOSTAT	FLOAT	NEEDLE & SEAT	PUMP PISTON/ DIAPHRAGM
	<b>6 C linder Carter * 1 Bbl.</b>							
	144 Eng. ....	3117 .....	.....	.....	.....	.....	VN69U	.....
60-57	<b>8 C linder Carter * 1 Bbl.</b>							
	125,145,165,185,215 Eng. .	2617,2618 .....	.....	.....	.....	.....	VN69U	.....
	<b>8 C linder Carter * 4 Bbl.</b>							
	427 Eng. -240 H.P. ....	2853,3285 .....	443A	.....	.....	FL98	VN69U	C64-126
		3905 .....	443A	.....	.....	.....	VN69U	C64-126

# Vehicle Component Guide

# EVINRUDE/JOHNSON (O.M.C.)

## CARBURETOR APPLICATIONS

### CARBURETOR PARTS

YEAR	YEAR	MODEL	JIFFY KIT
79-76	28,30 Eng. ....	Johnson Carb. ....	1660
79-73	115 Eng. ....	Johnson Carb. ....	1646
79-71	40,45,48,50,65,70 Eng. .	Johnson Carb. ....	1660
	55 Eng. ....	Johnson Carb. ....	1660
79-70	60 Eng. ....	Johnson Carb. ....	1660
79-69	25 Eng. ....	Johnson Carb. ....	1660
79-69	20 Eng. ....	Johnson Carb. ....	1660
79	150 Eng. ....	Johnson Carb. ....	1646
79-77	175 Eng. ....	Johnson Carb. ....	1646
79-76	35 Eng. ....	Johnson Carb. ....	1660
	V-6 Eng. ....	Johnson Carb. ....	1646
79-75	75 Eng. ....	Johnson Carb. ....	1660
79-74	15,9.9 Eng. ....	Johnson Carb. ....	1648
79-70	1.5,2 Eng. ....	Johnson Carb. ....	1659
79-78	235 Eng. ....	Johnson Carb. ....	1646
79-77	140 Eng. ....	Johnson Carb. ....	1646
79-76	200 Eng. ....	Johnson Carb. ....	1646
79-69	V-4 Eng. ....	Johnson Carb. ....	1646
79-65	6 Eng. ....	Johnson Carb. ....	1659
78-69	85 Eng. ....	Johnson Carb. ....	1646

(continued on next column)

## CARBURETOR APPLICATIONS (Cont'd)

### CARBURETOR PARTS (Cont'd)

YEAR	YEAR	MODEL	JIFFY KIT
78-65	4 Eng. ....	Johnson Carb. ....	1659
76-73	135 Eng. ....	Johnson Carb. ....	1646
76-60	40 Eng. ....	Johnson Carb. ....	1649
73-69	18 Eng. ....	Johnson Carb. ....	1660
72-71	100 Eng. ....	Johnson Carb. ....	1646
	125 Eng. ....	Johnson Carb. ....	1646
71-65	33 Eng. ....	Johnson Carb. ....	1649
70-69	115 Eng. ....	Johnson Carb. ....	1646
69-68	55 Eng. ....	Johnson Carb. ....	1660
68-65	5 Eng. ....	Johnson Carb. ....	1659
68-57	18,20 Eng. ....	Johnson Carb. ....	1659
67-54	5.5 Eng. ....	Johnson Carb. ....	1659
67-52	3 Eng. ....	Johnson Carb. ....	1659
64-62	28 Eng. ....	Johnson Carb. ....	1649
63-54	10 Eng. ....	Johnson Carb. ....	1659
59-57	35 Eng. ....	Johnson Carb. ....	1649
58-55	7.5 Eng. ....	Johnson Carb. ....	1659
56	30 Eng. ....	Johnson Carb. ....	1649
56-55	15 Eng. ....	Johnson Carb. ....	1659

# Vehicle Component Guide

# FLAGSHIP MARINE (OWENS)

## CARBURETOR APPLICATIONS

### CARBURETOR PARTS

YEAR	MODEL	CARBURETOR NUMBER	JIFFY KIT	CHOKE PULL OFF	FLOAT	NEEDLE & SEAT	PUMP PISTON/ DIAPHRAGM	ECONOMIZER/ POWER VALVE
63	<b>8 C linder Carter * 4 Bbl.</b>							
	All Eng. ....	3585 .....	172	.....	.....	VN69U	.....	.....

(continued on next page)

<sup>14</sup> Alcohol resistant Viton accel. pump kit avail. For R64-340, use PK3. For R64-353 or R6-354 use PK4.

## Vehicle Component Guide (Cont'd) FLAGSHIP MARINE (OWENS) (Cont'd)

### CARBURETOR APPLICATIONS (Cont'd)

#### CARBURETOR PARTS (Cont'd)

YEAR	MODEL	CARBURETOR NUMBER	JIFFY KIT	CHOKE PULL OFF	FLOAT	NEEDLE & SEAT	PUMP PISTON/ DIAPHRAGM	ECONOMIZER/ POWER VALVE
	<b>8 C linder Rochester * 4 Bbl.</b>							
	427 Eng. ....	7027083 .....	381B	CPA38	FL24	VN54R	R64-353 <sup>14</sup>	.....

## Vehicle Component Guide

## FORD MARINE ENGINES

### CARBURETOR APPLICATIONS

#### CARBURETOR PARTS

YEAR	MODEL	CARBURETOR NUMBER	JIFFY KIT	CHOKE PULL OFF	FLOAT	NEEDLE & SEAT	PUMP PISTON/ DIAPHRAGM	ECONOMIZER/ POWER VALVE
	<b>8 C linder Holle * 2 Bbl.</b>							
73-71	302 Eng. ....	R6150,R6317 .....	1634	.....	FL11	VN92F	FM64-159	FM728D
	302(5.0L) Eng. ....	R6317-1,R7036 .... D3JL-9510S, D1JJ-9510B, D1FF-9510LA, R7036A R6317-1A,R6150A ..	1634  1634	..... .....	FL11 FL11	..... .....	..... .....	..... .....
	<b>8 C linder Holle * 4 Bbl.</b>							
	302 Eng. ....	R6407 .....	661A	.....	FL11	VN92F	FM64-159	FM728D
	302(5.0L) Eng. ....	R6408 .....	661A	.....	.....	VN92F	FM64-159	FM728D
	302,302GF Eng. ....	R4473A,R4608A, R6151A,R6152A ...	1650	.....	FL11 <sup>12</sup>	.....	.....	.....
	351(5.8L) Eng. ....	R4473 .....	661A	.....	FL11	VN92F	FM64-159	FM728D
	351C,351W Eng. ....	R4473A,R4608A, R6151A,R6152A, R9392 EOJL-9510-CA .....	1650	.....	FL11 <sup>12</sup>	.....	.....	.....
	351W Eng. ....	R6151,R6152 .....	661A	.....	FL11	VN92F	FM64-159	FM728D
	460 Eng. ....	R6576 .....	.....	.....	FL11	.....	.....	.....
	All Eng. ....	R6361 .....	462B	.....	FL94	VN92F	FM64-159	FM728D
		R7128A,R7159A, R7163A,R50464A, D4JL-F D4JL-J,D4JL-G, E8JL-DA .....	1707	.....	FL40	.....	.....	.....

## Vehicle Component Guide

## GRAY MARINE (TELEDYNE)

### CARBURETOR APPLICATIONS

#### CARBURETOR PARTS

YEAR	MODEL	CARBURETOR NUMBER	JIFFY KIT	CHOKE PULL OFF	FLOAT	NEEDLE & SEAT	PUMP PISTON/ DIAPHRAGM	ECONOMIZER/ POWER VALVE
	<b>4 C linder Zenith * 1 Bbl.</b>							
	4-35 Marine .....	10465 .....	1307	.....	.....	.....	.....	.....
	Sea Scout .....	8819 .....	1306	.....	.....	.....	.....	.....
	<b>6 C linder Rochester * 2 Bbl.</b>							
	232 Eng. ....	7026084 .....	1654	.....	.....	.....	.....	.....
	<b>8 C linder Carter * 1 Bbl.</b>							
	250,327 Eng. ....	2618,2935,3157,3355	.....	.....	.....	VN69U	.....	.....
	<b>8 C linder Carter * 4 Bbl.</b>							
	327 Eng. ....	3116,3354,3887 ...	443A	.....	FL98	VN69U	C64-126	.....
	<b>8 C linder Rochester * 2 Bbl.</b>							
	215 Eng. ....	7020992 .....	1654	.....	FL19	VN66U	R64-345	.....
	287,327 Eng. ....	7023189,7024080, 7024081 .....	472	.....	FL19	VN66U	R64-347	.....

<sup>12</sup>Two required. <sup>14</sup>Alcohol resistant Viton accel. pump kit avail.For R64-340,use PK3.ForR64-353orR6-354usePK4.

# Vehicle Component Guide

# GRUMMAN ALLIED MARINE

## CARBURETOR APPLICATIONS

### CARBURETOR PARTS

YEAR	MODEL	CARBURETOR NUMBER	JIFFY KIT	CHOKE PULL OFF	FLOAT	NEEDLE & SEAT	PUMP PISTON/ DIAPHRAGM	ECONOMIZER/ POWER VALVE
	<b>8 C linder Rochester * 2 Bbl.</b> 300 Eng. ....	7025280 .....	1625	.....	.....	VN66U	R64-345	.....

# Vehicle Component Guide

# INBOARD MARINE

## CARBURETOR APPLICATIONS

### CARBURETOR PARTS

YEAR	MODEL	CARBURETOR NUMBER	JIFFY KIT	CHOKE PULL OFF	FLOAT	NEEDLE & SEAT	PUMP PISTON/ DIAPHRAGM	ECONOMIZER/ POWER VALVE
	<b>6 C linder Rochester * 1 Bbl.</b> 164 Eng. ....	7023182 .....	260E	.....	.....	.....	.....	.....

# Vehicle Component Guide

# LATHROP MARINE

## CARBURETOR APPLICATIONS

### CARBURETOR PARTS

YEAR	MODEL	CARBURETOR NUMBER	JIFFY KIT	CHOKE PULL OFF	FLOAT	NEEDLE & SEAT	PUMP PISTON/ DIAPHRAGM	ECONOMIZER/ POWER VALVE
	<b>Zenith * 1 Bbl.</b> LH4 Eng. ....	10784,10784A .....	1307	.....	.....	.....	.....	.....

# Vehicle Component Guide

# MERCURY MARINE (INBOARD)

## CARBURETOR APPLICATIONS

### CARBURETOR PARTS

YEAR	MODEL	CARBURETOR NUMBER	JIFFY KIT	CHOKE PULL OFF	FLOAT	NEEDLE & SEAT	PUMP PISTON/ DIAPHRAGM	ECONOMIZER/ POWER VALVE
	<b>4 C linder Mercur * 2 Bbl.</b> 153 Eng. ....	1389-9562A1, 1389-815396A2, 1389-815397A2 ...	1655	.....	FL20	.....	.....	.....
	181 Eng. ....	1389-8490A2 .....	1656	.....	FL20	.....	.....	.....
	224 Eng. ....	1389-9562A1, 1389-815396A2, 1389-815397A2 ...	1655	.....	.....	.....	.....	.....
		1389-8490A2 .....	1656	.....	.....	.....	.....	.....
		1389-95664A1 .....	1655	.....	.....	.....	.....	.....
		1389-8489A5 .....	1656	.....	FL20	.....	.....	.....
	<b>4 C linder Rochester * 2 Bbl.</b> 153 Eng. ....	7020993,7028086, 7036543 .....	483	.....	FL19	VN49R	R64-345	.....
	153(2.5L) Eng. ....	7036646,7044182 .. 7040080,7040082, 7040084,7041369, 7043182 7043184,17059052, 17059054, 1336-2076 1336-3594A1, 1351-3635A1, 1351-4032A1 1351-4263A1, 1351-4263A2, 1351-4263A3	1654	.....	.....	.....	.....	.....

(continued on next page)

# Vehicle Component Guide (Cont'd) MERCURY MARINE (INBOARD) (Cont'd)

## CARBURETOR APPLICATIONS (Cont'd)

### CARBURETOR PARTS (Cont'd)

YEAR	MODEL	CARBURETOR NUMBER	JIFFY KIT	CHOKE PULL OFF	FLOAT	NEEDLE & SEAT	PUMP PISTON/ DIAPHRAGM	ECONOMIZER/ POWER VALVE	
73-71	<b>4 C linder Rochester * 2 Bbl. (Cont d)</b>  153,181 Eng. .... 181(3.0L) Eng. ....          224(3.7L) Eng. .... 95.5(1.6L) Eng. ....	1351-4293A1, 1351-5202A1, 1351-5203A1 1351-6065A2, 1351-7354A1, 1351-7355A1							
		1351-8480A2 . . . . .	1654	.....	FL19	.....	.....	.....	
		17081060 . . . . .	954A	.....	FL8	VN56R	R64-340	.....	
		7036646,7044182 . .	1654	.....	.....	.....	.....	.....	
		7040080,7040082, 7040084,7041369, 7043182							
		7043184,17059052, 17059054, 1336-2076							
		1336-3594A1, 1351-3635A1, 1351-4032A1							
		1351-4263A1, 1351-4263A2, 1351-4263A3							
		1351-4293A1, 1351-5202A1, 1351-5203A1							
		1351-6065A2, 1351-7354A1, 1351-7355A1							
1351-8480A2 . . . . .	1654	.....	FL19	.....	.....	.....			
7045197 . . . . .	1652	.....	FL20	.....	.....	.....			
7025188,7026088, 7028188,7040081, 7043183									
1338-2633, 1338-2991, 1351-3635A1									
1351-4282A1, 1351-4871A1, 1351-5204A1									
1351-7355A1, 1351-7356A1, 1351-8480A2 . . . . .	1654	.....	FL19	.....	.....	.....			
<b>4 C linder Rochester * 4 Bbl.</b> 224 Eng. .... 224(3.7L) Eng. ....	17081299 . . . . . 17083522 . . . . . 1347-8460A3 . . . . .	1657 1621 1657	..... ..... .....	..... ..... .....	FL24 FL24 .....	..... VN54R .....	..... ..... .....		
<b>6 C linder Mercur * 2 Bbl.</b> 224(3.7L) Eng. .... 262(4.3L) Eng. ....	1389-9564A1 . . . . . 3304-9565A1 . . . . . 3304-9353A2 . . . . .	1655 1655 1656	..... ..... .....	..... ..... .....	FL20 FL20 FL20	..... ..... .....	..... ..... .....		
<b>6 C linder Rochester * 1 Bbl.</b> 194,230 Eng. ....	7020994,7020996, 7024180,7024181, 7025183 7025184 . . . . .	488A	.....	.....	.....	VN28R	R64-331	.....	
<b>6 C linder Rochester * 2 Bbl.</b> 230(3.8L) Eng. ....	7025188,7026088, 7028188,7040081, 7043183								

(continued on next page)



# Vehicle Component Guide (Cont'd) MERCURY MARINE (INBOARD) (Cont'd)

## CARBURETOR APPLICATIONS (Cont'd)

### CARBURETOR PARTS (Cont'd)

YEAR	MODEL	CARBURETOR NUMBER	JIFFY KIT	CHOKE PULL OFF	FLOAT	NEEDLE & SEAT	PUMP PISTON/ DIAPHRAGM	ECONOMIZER/ POWER VALVE
73-71	<b>6 C linder Rochester * 2 Bbl. (Cont d)</b>	1338-2633, 1338-2991, 1351-3635A1 1351-4282A1, 1351-4871A1, 1351-5204A1 1351-7355A1, 1351-7356A1, 1351-8480A2 . . . . .	1654 212D	..... .....	FL19 FL19	..... .....	..... .....	..... .....
	250 Eng. .... 250(4.1L) Eng. ....	17059050 . . . . . 7025188,7026088, 7028188,7040081, 7043183 1338-2633, 1338-2991, 1351-3635A1 1351-4282A1, 1351-4871A1, 1351-5204A1 1351-7355A1, 1351-7356A1, 1351-8480A2 . . . . .	1654	.....	FL19	.....	.....	.....
	<b>6 C linder Rochester * 4 Bbl.</b>							
	229-V6 Eng. .... 262-V6 Eng. ....	17083515 . . . . . 17084516 . . . . .	1621 1621	CPA38 CPA38	FL24 FL24	VN54R VN54R	..... .....	..... .....
	<b>8 C linder Holle * 2 Bbl.</b>							
	302 Eng. ....	R6150,R6317, R6317-1,R7036 ...	1634	.....	FL11	VN92F	FM64-159	FM728D
	<b>8 C linder Holle * 4 Bbl.</b>							
	302,351 Eng. ....	R4473,R6151,R6152, R6407 . . . . . R4608 . . . . . R6576 . . . . . R4607A,R4608AA, 1356-4066, 1356-5155 C9FF-D,C9FF-E, D2JL-C . . . . . R6647 . . . . .	661A 661A .....	..... ..... .....	FL11 ..... FL11	VN92F VN92F .....	FM64-159 FM64-159 .....	FM728D FM728D .....
	454 Eng. ....		1650 462B	..... CPA23	FL11 <sup>12</sup> FL89	..... VN92F	..... FM64-159	..... FM728D
	<b>8 C linder Mercur * 2 Bbl.</b>							
	305 Eng. ....	1389-9563A1, 1389-9670A2 . . . . . 1389-8488A2 . . . . .	1655 1656	..... .....	FL20 FL20	..... .....	..... .....	..... .....
	<b>8 C linder Rochester * 2 Bbl.</b>							
	224(3.7L) Eng. .... 302(5.0L) Eng. ....	7045197, 1376-5990A1 . . . . . 7044185, 1376-5659A1, 1376-5659A2 . . . . .	1652 1651	..... .....	FL20 FL20	..... .....	..... .....	..... .....
	302,351 Eng. .... 305 Eng. ....	7044185 . . . . . 17057139,17080350 17059057 . . . . . 17057132 . . . . .	1623 1620	..... .....	FL20 FL19	VN66U .....	..... .....	..... .....
	351 Eng. .... 351(5.8L) Eng. ....	7045197, 1376-5990A1 . . . . . 7044187,17056197, 7044187,17056197	1652	.....	FL20	.....	.....	.....

(continued on next page)

<sup>12</sup>Two required.

# Vehicle Component Guide (Cont'd) MERCURY MARINE (INBOARD) (Cont'd)

## CARBURETOR APPLICATIONS (Cont'd)

### CARBURETOR PARTS (Cont'd)

YEAR	MODEL	CARBURETOR NUMBER	JIFFY KIT	CHOKE PULL OFF	FLOAT	NEEDLE & SEAT	PUMP PISTON/ DIAPHRAGM	ECONOMIZER/ POWER VALVE
73-71	<b>8 C linder Rochester * 2 Bbl. (Cont d)</b>	1376-5744A1, 1376-6152A1 . . . . .	1651	.....	FL20	.....	.....	.....
	<b>8 C linder Rochester * 4 Bbl.</b>							
	283 Eng. . . . .	7023180 . . . . .	322F	.....	.....	.....	.....	.....
	305 Eng. . . . .	17057282,17057283, 17059291,17059292 17080564,17080565	1621	CPA38	FL24	VN54R	.....	.....
	327,350 Eng. . . . .	7029285,7037082, 7041285 . . . . .	381B	CPA38	FL24	VN54R	R64-353 <sup>14</sup>	.....
	350 Eng. . . . .	17057295,17057298, 17059280,17059288 17059289,17080561, 17080562,17085013	1621	CPA38	FL24	VN54R	.....	.....
	409 Eng. . . . .	17086069 . . . . .	1447A	.....	.....	VN49R	.....	.....
	427,428 Eng. . . . .	7023183 . . . . .						
		7027080,7029280, 7041280,7040283, 7041831 . . . . .	381B	CPA38	FL24	VN54R	R64-353 <sup>14</sup>	.....
		17057287,17057299, 17059287,17059290 17080560,17080563	1621	CPA38	FL24	VN54R	.....	.....
	482 Eng. . . . .	7040283 . . . . .	381B	CPA38	FL24	VN54R	.....	.....
		7041831 . . . . .	381B	CPA38	FL24	VN54R	R64-353 <sup>14</sup>	.....

# Vehicle Component Guide MERCURY MARINE (OUTBOARD)

## CARBURETOR APPLICATIONS

### CARBURETOR PARTS

YEAR	MODEL	TYPE	JIFFY KIT
79-70	115 . . . . .	WMK . . . . .	1647
79-78	90 . . . . .	WM,WMK . . . . .	1647
79-75	4.5 . . . . .	AJ,KB . . . . .	1645
79-70	40 . . . . .	WMK . . . . .	1647
79-78	140 . . . . .	WMK . . . . .	1647
78-73	150 . . . . .	WMK . . . . .	1647
77	85 . . . . .	WM,WMK . . . . .	1647
77-70	115 . . . . .	KD . . . . .	1645
76-72	65 . . . . .	WMK . . . . .	1647
75-73	85 . . . . .	WM,WMK . . . . .	1647
75-61	50 . . . . .	KA . . . . .	1645
74-69	4 . . . . .	AJ,KB . . . . .	1645
73-69	7.5 . . . . .	AJ,KB . . . . .	1645
73-62	9.8 . . . . .	AJ,KB . . . . .	1645
72	140 . . . . .	WMK . . . . .	1647
72-69	80 . . . . .	WMK . . . . .	1647
72-63	20 . . . . .	KA . . . . .	1645
71-70	135 . . . . .	WMK . . . . .	1647
		KD . . . . .	1645

(continued on next column)

## CARBURETOR APPLICATIONS (Cont'd)

### CARBURETOR PARTS (Cont'd)

YEAR	MODEL	TYPE	JIFFY KIT
71-63	65 . . . . .	KC . . . . .	1645
69-68	125 . . . . .	KD . . . . .	1645
69-63	35 . . . . .	KA,KC . . . . .	1645
69-62	100 . . . . .	KA,KC . . . . .	1645
68-64	3.9 . . . . .	AJ,KB . . . . .	1645
67-66	95,110 . . . . .	KA,KD,AJ . . . . .	1645
65	90 . . . . .	KA,KD,AJ . . . . .	1645
65-63	85 . . . . .	KA,KD,AJ . . . . .	1645
62-58	70 . . . . .	KC . . . . .	1645
62-57	45 . . . . .	KA,AJ,KB . . . . .	1645
61-60	80 . . . . .	KA,KD . . . . .	1645
61-59	15 . . . . .	AJ,KB . . . . .	1645
	35 . . . . .	KA,KC . . . . .	1645
61-58	22 . . . . .	KA,CK . . . . .	1645
61-57	10 . . . . .	AJ,KB . . . . .	1645
61-54	40 . . . . .	KA,KD,AJ . . . . .	1645
60-57	60 . . . . .	AJ,KB . . . . .	1645

# Vehicle Component Guide MONTGOMERY WARD-SEA KING

## CARBURETOR APPLICATIONS

### CARBURETOR PARTS

YEAR	MODEL	TYPE	JIFFY KIT
76-72	6 Eng. . . . .	CO,WB . . . . .	1658

(continued on next page)

<sup>12</sup>Two required. <sup>14</sup>Alcohol resistant Viton accel. pump kit avail.For R64-340,use PK3.ForR64-353orR6-354usePK4.

# Vehicle Component Guide (Cont'd) MONTGOMERY WARD-SEA KING (Cont'd)

## CARBURETOR APPLICATIONS (Cont'd)

### CARBURETOR PARTS (Cont'd)

YEAR	MODEL	TYPE	JIFFY KIT
74-67	20,35,55,9.6 Eng. ....	CO,WB .....	1658
69-68	45 Eng. ....	CO,WB .....	1658

# Vehicle Component Guide OLDSMOBILE MARINE ENGINES

## CARBURETOR APPLICATIONS

### CARBURETOR PARTS

YEAR	MODEL	CARBURETOR NUMBER	JIFFY KIT	CHOKE PULL OFF	CHOKE THERMOSTAT	FLOAT	NEEDLE & SEAT	PUMP PISTON/ DIAPHRAGM
	<b>8 C linder Rochester * 4 Bbl.</b> 455 Eng. -Comm. & Marine .	7043259,7043282 .. 7045282 .....	635B 1621	CPA114 CPA114	CV136 CV136	FL24 FL24	VN54R .....	R64-354 <sup>14</sup> .....

# Vehicle Component Guide EVINRUDE/JOHNSON (O.M.C.)

## CARBURETOR APPLICATIONS

### CARBURETOR PARTS

YEAR	MODEL	CARBURETOR NUMBER	JIFFY KIT	CHOKE PULL OFF	FLOAT	NEEDLE & SEAT	PUMP PISTON/ DIAPHRAGM	ECONOMIZER/ POWER VALVE
	<b>4 C linder Rochester * 1 Bbl.</b> 153 Eng. ....	7024089 .....	488A	.....	.....	VN28R	R64-331	.....
	<b>4 C linder Rochester * 2 Bbl.</b> 140 Eng. .... 153 Eng. ....  181 Eng. .... 91 Eng. ....	17086107 .....	1620	.....	FL19	.....	.....	.....
		7044186 .....	1625	.....	.....	VN66U	R64-345	.....
		17059056 .....	1625	.....	FL19	VN66U	.....	.....
		17086064,17087311	1654	.....	FL19	.....	.....	.....
		17059053 .....	1654	.....	FL19	VN66U	.....	.....
		7028085 .....	1654	.....	.....	VN66U	.....	.....
	<b>6 C linder Rochester * 1 Bbl.</b> 225-V6 Eng. ....	7024087 .....	488A	.....	.....	VN28R	R64-331	.....
	<b>6 C linder Rochester * 2 Bbl.</b> 225-V6 Eng. ....  229-V6 Eng. .... 232 Eng. .... 250 Eng. .... 262-V6 Eng. ....	7026180 .....	1625	.....	.....	VN66U	R64-345	.....
		17083110 .....	1620	.....	FL19	.....	.....	.....
		17080050 .....	1620	.....	FL19	.....	.....	.....
		17059053 .....	1654	.....	FL19	VN66U	.....	.....
		7040083 .....	1654	.....	FL19	.....	.....	.....
		17085008 .....	1620	.....	FL19	.....	.....	.....
	<b>6 C linder Rochester * 4 Bbl.</b> 262-V6 Eng. ....	17085010 .....	1621	.....	FL24	VN54R	.....	.....
	<b>8 C linder Holle * 2 Bbl.</b> 302 Eng. ....	R6317A,R6317-1A ..	1634	.....	FL11 <sup>12</sup>	.....	.....	.....
	<b>8 C linder Holle * 4 Bbl.</b> 351 Eng. .... All Eng. ....	R6576,D2JL-E .....	1650	.....	FL11 <sup>12</sup>	.....	.....	.....
		C9FF-D,C9FF-E, D1FF-MA,D1FF-NA, D2JL-C D2JL-E .....	1706B	.....	FL11 <sup>12</sup>	.....	.....	.....
		D4JL-F,D4JL-G,D4JL-J, E0JL-CA,E8JL-DA E9JL-DA,F1JL-BA, F1JL-CA .....	1706B	.....	FL40	.....	.....	.....
		E0JL-BA,E6JL-FB, E6JL-HA,E6JL-JA, E6JL-JB E8JL-BA,E8JL-CA, E9JL-CA,E9JL-EA ..	1706B	.....	.....	.....	.....	.....

(continued on next page)

<sup>12</sup>Two required. <sup>14</sup>Alcohol resistant Viton accel. pump kit avail.For R64-340,use PK3.ForR64-353orR6-354usePK4.

## Vehicle Component Guide (Cont'd) EVINRUDE/JOHNSON (O.M.C.) (Cont'd)

### CARBURETOR APPLICATIONS (Cont'd)

#### CARBURETOR PARTS (Cont'd)

YEAR	MODEL	CARBURETOR NUMBER	JIFFY KIT	CHOKE PULL OFF	FLOAT	NEEDLE & SEAT	PUMP PISTON/ DIAPHRAGM	ECONOMIZER/ POWER VALVE
69-68	<b>8 C linder Holle * 4 Bbl. (Cont d)</b>	R7128A,R7159A, R7163A,R50464A, D4JL-F D4JL-J,D4JL-G, E8JL-DA .....	1707	.....	FL40	.....	.....	.....
	<b>8 C linder Rochester * 2 Bbl.</b>	17057130,17057131, 17057138 .....	1620	.....	FL20	.....	.....	.....
	305 Eng. ....	17059051,17059058, 17059060 .....	1620	.....	FL19	.....	.....	.....
	330 Eng. ....	7025187 .....	1625	.....	.....	VN66U	R64-345	.....
	<b>8 C linder Rochester * 4 Bbl.</b>	7028280 .....	381B	.....	FL24	VN54R	R64-353 <sup>14</sup>	.....
	283,307 Eng. ....	17057290,17059286	1621	.....	FL24	VN56R	.....	.....
	305 Eng. ....	7040284 .....	381B	.....	FL24	VN54R	R64-353 <sup>14</sup>	.....
	350 Eng. ....	17059286 .....	1621	.....	FL24	VN56R	.....	.....
	427 Eng. ....	7028282 .....	381B	CPA38	FL24	VN54R	R64-353 <sup>14</sup>	.....
	454 Eng. ....	7045283 .....	1621	.....	FL24	VN54R	.....	.....
		17059285,17086117	1621	.....	FL24	VN56R	.....	.....

## Vehicle Component Guide

## PALMER MARINE

### CARBURETOR APPLICATIONS

#### CARBURETOR PARTS

YEAR	MODEL	CARBURETOR NUMBER	JIFFY KIT	CHOKE PULL OFF	FLOAT	NEEDLE & SEAT	PUMP PISTON/ DIAPHRAGM	ECONOMIZER/ POWER VALVE
	<b>6 C linder Rochester * 2 Bbl.</b>	7023188 .....	472	.....	FL19	VN66U	R64-347	.....
	L6-304 Eng. ....							
	<b>8 C linder Holle * 2 Bbl.</b>	R6150,R6317, R6317-1 .....	1634	.....	FL11	VN92F	FM64-159	FM728D
	P302 Eng. ....							
	<b>8 C linder Holle * 4 Bbl.</b>	R4473,R4608,R6151, R6152 .....	661A	.....	FL11	VN92F	FM64-159	FM728D
	302,351 Eng. ....							
	<b>8 C linder Rochester * 2 Bbl.</b>	7020088 .....	384B	.....	FL19	VN66U	R64-345	.....
	215 Eng. ....							

## Vehicle Component Guide

## PLEASURECRAFT

### CARBURETOR APPLICATIONS

#### CARBURETOR PARTS

YEAR	MODEL/ENGINE	CARBURETOR NUMBER	JIFFY KIT	CHOKE PULL OFF	CHOKE THERMOSTAT	FLOAT	NEEDLE & SEAT	PUMP PISTON/ DIAPHRAGM
	<b>8 C linder Holle * 2 Bbl.</b>	R6150,R6317, R6317-1,R7036 ...	1634 <sup>21</sup>	.....	.....	FL11	VN92F	FM64-159
	302 Eng. ....							
	<b>8 C linder Holle * 4 Bbl.</b>	R4473,R6151,R6152, R6407 .....	661A <sup>21</sup>	.....	.....	FL11	VN92F	FM64-159
	302 Eng. ....	R6408 .....	661A <sup>21</sup>	.....	.....	FL11	VN92F	FM64-159

(continued on next page)

<sup>12</sup>Two required.

<sup>14</sup>Alcohol resistant Viton accel. pump kit avail.For R64-340,use PK3.ForR64-353orR6-354usePK4.

<sup>21</sup>For Economizer/Power Valve use FM728D

# Vehicle Component Guide (Cont'd) PLEASURECRAFT (Cont'd)

## CARBURETOR APPLICATIONS (Cont'd)

### CARBURETOR PARTS (Cont'd)

YEAR	MODEL/ENGINE	CARBURETOR NUMBER	JIFFY KIT	CHOKE PULL OFF	CHOKE THERMOSTAT	FLOAT	NEEDLE & SEAT	PUMP PISTON/ DIAPHRAGM	
69-68	<b>8 C linder Holle * 4 Bbl. (Cont d)</b>								
	302(5.0L) Eng. ....	R4473A,R4608A, R6151A,R6152A, R6407A C9FF-E,D2JL-E ....	1650	.....	.....	FL11 <sup>12</sup>	.....	.....	
	351 Eng. ....	R7159A,R7163A, D4JL-F,D4JL-G ....	1707	.....	.....	FL40 FL11	.....	.....	
	351(5.8L) Eng. ....	R6576 .....	.....	.....	.....	FL11 <sup>12</sup>	.....	.....	
	460 Eng. ....	R4473A,R4608A, R6151A,R6152A, R6407A C9FF-E,D2JL-E ....	1650	.....	.....	FL11 <sup>12</sup>	.....	.....	
		R7159A,R7163A, D4JL-F,D4JL-G ....	1707	.....	.....	FL40	.....	.....	
		R6361 .....	462B <sup>21</sup>	.....	.....	FL94	VN92F	FM64-159	
	<b>8 C linder Rochester * 4 Bbl.</b>								
	350,400,450 Eng. ....	17058586,17058588, 17058509,17058510 17058218,17058219, 17058222 .....	1517 951	CPA141 CPA141	CV156 CV156	FL8 FL8	VN54R VN56R	..... R64-340 <sup>14</sup>	
		17058501,17058512, 17058520,17058521	1517	CPA141	CV136	FL8	VN54R	.....	
		17058212 .....	1585A	CPA127	CV156	FL1	VN54R	R64-335	
		17058213,17058215	1585A	CPA127	CV156	FL1	VN54R	R64-335	
		17058229 .....	1585A	CPA127	CV136	FL1	VN54R	R64-335	
		17058513,17058514, 17058515,17058525							
		17058529 .....	1585A	CPA127	.....	.....	FL1	VN54R	FM64-159

# Vehicle Component Guide

# REVLEY CORP. MARINE

## CARBURETOR APPLICATIONS

### CARBURETOR PARTS

YEAR	MODEL	CARBURETOR NUMBER	JIFFY KIT	CHOKE PULL OFF	FLOAT	NEEDLE & SEAT	PUMP PISTON/ DIAPHRAGM	ECONOMIZER/ POWER VALVE
	<b>6 C linder Rochester * 1 Bbl.</b>							
	225-V6 Eng. ....	7024083 .....	488A	.....	.....	VN28R	R64-331	.....
	<b>6 C linder Rochester * 2 Bbl.</b>							
	225-V6 Eng. ....	7025181 .....	1625	.....	.....	VN66U	R64-345	.....

# Vehicle Component Guide

# SALMON STILES CORP.

## CARBURETOR APPLICATIONS

### CARBURETOR PARTS

YEAR	MODEL	CARBURETOR NUMBER	JIFFY KIT	CHOKE PULL OFF	FLOAT	NEEDLE & SEAT	PUMP PISTON/ DIAPHRAGM	ECONOMIZER/ POWER VALVE
	<b>8 C linder Rochester * 4 Bbl.</b>							
	327 Eng. ....	7027088 .....	381B	.....	FL24	VN54R	R64-353 <sup>14</sup>	.....

<sup>12</sup>Two required.

<sup>14</sup>Alcohol resistant Viton accel. pump kit avail.For R64-340,use PK3.ForR64-353orR6-354usePK4.

<sup>21</sup>For Economizer/Power Valve use FM728D

# Vehicle Component Guide

# UNIVERSAL MARINE

## CARBURETOR APPLICATIONS

### CARBURETOR PARTS

YEAR	MODEL	CARBURETOR NUMBER	JIFFY KIT	CHOKE PULL OFF	FLOAT	NEEDLE & SEAT	PUMP PISTON/ DIAPHRAGM	ECONOMIZER/ POWER VALVE
	<b>6 C linder Rochester * 1 Bbl.</b> 225-V6 Eng. ....	7024083 .....	488A	.....	.....	VN28R	R64-331	.....
	<b>6 C linder Rochester * 2 Bbl.</b> 198,225-V6 Eng. ....	7023081,7025181 ..	1625	.....	.....	VN66U	R64-345	.....

# Vehicle Component Guide

# VOLVO PENTA

## CARBURETOR APPLICATIONS

### CARBURETOR PARTS

YEAR	MODEL	CARBURETOR NUMBER	JIFFY KIT	CHOKE PULL OFF	FLOAT	NEEDLE & SEAT	PUMP PISTON/ DIAPHRAGM	ECONOMIZER/ POWER VALVE
	<b>4 C linder Zenith * 1 Bbl.</b> 109(1780cc) Eng. -Dual Carb.  121(1986cc) Eng. -Dual Carb.	150CD-SE,C1865F, C1865R,C3040F, C3040R .....	758	.....	.....	.....	.....	.....
		175CD-2S,C3098F, C3098R,C3200F, C3200R C3231F,C3231R ...	757	.....	.....	.....	.....	.....
	<b>6 C linder Zenith * 1 Bbl.</b> 182(2979cc) Eng. -Triple Carb. ....	175CD-2S,C3201F, C3201M,C3201R, C3232F C3232M,C3232R ...	757	.....	.....	.....	.....	.....
	<b>8 C linder Rochester * 2 Bbl.</b> 305-V8 Eng. ....	17057133,17059059	1620	.....	FL20	VN66U	.....	.....
	<b>8 C linder Rochester * 4 Bbl.</b> 305-V8,350 Eng. ....  307-V8 Eng. .... 454 Eng. ....	17056287,17057292, 17059296 .....	1621	CPA114	FL24	VN54R	.....	.....
		17059283,17059298	1621	CPA114	FL24	VN54R	.....	.....
		7044288 .....	1621	CPA86	FL24	VN54R	.....	.....
		7044289 .....	1621	CPA86	FL24	VN54R	.....	.....

# Vehicle Component Guide

# BOSCH-AMERICAN

## MAGNETO PARTS

### MAGNETO PARTS

MAGNETO NUMBER	TIMING	POINT SET	CONDENSER
MJA .....	Adjustable .....	S7-474	.....
MJB - Exc. Edition B .	Adjustable .....	S7-474	.....
MJB - Edition .....	Fixed .....	S7-474	.....
MJH - Edition A .....	Fixed .....	.....	S7-144
MRA - Exc. Edition A,	Adjustable .....	S7-474	.....
MRA - Exc. Edition A,	Fixed .....	S7-474	.....

(continued on next column)

## MAGNETO PARTS (Cont'd)

### MAGNETO PARTS (Cont'd)

MAGNETO NUMBER	TIMING	POINT SET	CONDENSER
MRB .....	Adjustable .....	S7-474	.....
MRD - Edition A ...	Fixed .....	.....	S7-144
MRF - Exc. Edition A .	Adjustable .....	.....	.....
MRF - Edition A ...	Fixed .....	.....	S7-144
MSA - Edition A ...	Fixed .....	.....	S7-144

# Vehicle Component Guide

# FAIRBANKS-MORSE

## MAGNETO PARTS

### MAGNETO PARTS

MAGNETO NUMBER	POINT SET	CONDENSER
*FME SERIES		
FME6A14A, C, D .	S6-434	S6-136
FMEA14C-1 ...	S6-434	.....

(continued on next column)

## MAGNETO PARTS (Cont'd)

### MAGNETO PARTS (Cont'd)

MAGNETO NUMBER	POINT SET	CONDENSER
FME6A14E .....	S6-434	.....
FME6A14F-1 ....	S10-478	.....
FME6A14G .....	S6-434	.....

(continued on next column)

## MAGNETO PARTS (Cont'd)

### MAGNETO PARTS (Cont'd)

MAGNETO NUMBER	POINT SET	CONDENSER
FME6B8A .....	S10-478	S6-136
FME6B8B .....	S6-434	S6-136
FME6B8C .....	S10-478	S6-136

(continued on next page)

# Vehicle Component Guide (Cont'd) FAIRBANKS-MORSE (Cont'd)

## MAGNETO PARTS (Cont'd)

MAGNETO PARTS (Cont'd)		
MAGNETO NUMBER	POINT SET	CONDENSER
FME6B8D	S10-478	S6-136
FME6B8H, J	S6-434	.....
*FMX SERIES		
FMX1A2A	S10-478	S6-136
FMX1A7C,E,F	S6-434	S6-138
FMX1A7-1	S6-434	S6-138
FMX1A10,A,B	S6-434	S6-138
FMX1A10C,D	S10-478	S6-138
FMX1A10E,F	S6-434	S6-138
FMX1A10G,H	S10-478	S6-138
FMX1A10K	S6-434	.....
FMX1A12	S10-478	S6-138
FMX1A13	S6-434	S6-138
FMX1A13A	S10-478	S6-138
FMX1A15	S10-478	S6-138
FMX1A19A	S10-478	S6-138
FMX1A20,B	S10-478	S6-138
FMX1A21,S	S10-478	S6-138
FMX1A29,A	S10-478	S6-138
FMX1A133,36	S10-478	S6-138
FMX1A37	S10-478	S6-138
FMX1A37A	S6-434	S6-138
FMX1A38	S10-478	S6-138
FMX1A39,A	S6-434	S6-138
FMX1A42	S10-478	S6-138
FMX1A43	S6-434	S6-138
FMX1A43A	S10-478	S6-138
FMX1A47	S6-434	S6-138
FMX1A50,51	S10-478	S6-138
FMX1A52	S6-434	S6-138
FMX1A52A,B	S10-478	S6-138
FMX1A56	S6-434	S6-138
FMX1A59	S10-478	S6-138
FMX1A60	S6-434	S6-138
FMX1A79,B	S10-478	S6-138
FMX1A81	S10-478	S6-138
FMX1A95,A	S10-478	S6-136
FMX1B2,A	S10-478	S6-138
FMX1B2B	S6-434	S6-138
FMX1B2C	S10-478	S6-138
FMX1B2D	S6-434	S6-136
FMX1B2E	S10-478	S6-136
FMX1B2G	S6-434	S6-136
FMX1B7,C,E-1,-2	S10-478	S6-138
FMX1B7F,1,L	S10-478	S6-138
FMX1B11,A,12,13	S10-478	S6-138
FMX1B13A	S6-434	S6-138
FMX1B13B,C	S10-478	S6-138
FMX1B15	S10-478	S6-138
FMX1B19	S10-478	S6-136
FMX1B26	S6-434	S6-138
FMX1B75,76,78	S10-478	S6-138
FMX1B90	S10-478	S6-138
FMX1B93	S6-434	S6-138
FMX1B103,A,B,C	S6-434	S6-136
FMX1-2B7-1	S10-478	S6-136
FMX1-2B44	S10-478	S6-136
FMX1-2B69	S6-434	S6-136
FMX1-2B69A,B	S10-478	S6-136
FMX2A	S6-434	S6-138
FMX2A6,A,B	S6-434	S6-138
FMX247	S6-434	S6-136
FMX2A13	S10-478	S6-138

(continued on next column)

## MAGNETO PARTS (Cont'd)

MAGNETO PARTS (Cont'd)		
MAGNETO NUMBER	POINT SET	CONDENSER
FMX2A13A	S6-434	S6-138
FMX2A16,B	S10-478	S6-138
FMX2A16C	S6-434	S6-138
FMX2A20	S10-478	S6-138
FMX2A36,37	S6-434	S6-138
FMX2A37A	S10-478	S6-138
FMX2A38A,B	S6-434	S6-138
FMX2A47A,50	S6-434	S6-138
FMX2A64,A	S10-478	S6-138
FMX2A80	S10-478	S6-138
FMX2B3	S10-478	S6-138
FMX2B6,D,E,F	S6-434	S6-138
FMX2B6G	S10-478	S6-138
FMX2B7,A,B	S10-478	S6-138
FMX2B7D,E	S10-478	S6-136
FMX2B13	S10-478	S6-138
FMX2B13A	S6-434	S6-138
FMX2B14,A	S10-478	S6-138
FMX2B14B	S6-434	S6-138
FMX2B16	S10-478	S6-138
FMX2B36,A,B	S6-434	S6-138
FMX4A2	S6-434	S6-138
FMX4A,3,5	S10-478	S6-138
FMX4A6,7	S6-434	S6-138
FMX4A7A,B	S10-478	S6-138
FMX4A8,A,B,C	S10-478	S6-138
FMX4A9	S10-478	S6-138
FMX4A10	S6-434	S6-138
FMX4A10A	S10-478	S6-138
FMX4A10B	S6-434	S6-138
FMX4A11	S10-478	S6-138
FMX4A11A,B	S6-434	S6-138
FMX4A14	S10-478	S6-138
FMX4A14A	S6-434	S6-138
FMX4A14B	S10-478	S6-138
FMX4A14D	S6-434	S6-138
FMX4A14E	S10-478	S6-138
FMX4A16	S10-478	S6-138
FMX4A19	S10-478	S6-138
FMX4A19B,C	S6-434	S6-138
FMX4A23	S6-434	S6-138
FMX4A30	S6-434	S6-138
FMX4A30A,B,C-2	S10-478	S6-138
FMX4A44,A	S10-478	S6-138
FMX4A73	S10-478	S6-138
FMX4B3A,B,C	S10-478	S6-138
FMX4B4A,B	S10-478	S6-138
FMX4B5,A,B	S10-478	S6-138
FMX4B5C	S6-434	S6-138
FMX4B6,D	S6-434	S6-138
FMX4B7,A,B,C-1, D	S10-478	S6-138
FMX4B7-1	S10-478	S6-138
FMX4B8,A,B,C, C-1,D,E,E-1,F	S10-478	S6-138
FMX4B8G	S6-434	S6-138
FMX4B9A,B,C	S10-478	S6-138
FMX4B10	S10-478	S6-138
FMXB10B,C	S6-434	S6-138
FMX4B11	S10-478	S6-138
FMX4B11A,B	S6-434	S6-138
FMX4B11C,D	S10-478	S6-138
FMX4B11E,F	S6-434	S6-138

(continued on next column)

## MAGNETO PARTS (Cont'd)

MAGNETO PARTS (Cont'd)		
MAGNETO NUMBER	POINT SET	CONDENSER
FMX4B13	S10-478	S6-138
FMX4B13A	S6-434	S6-138
FMX4B14,A	S10-478	S6-138
FMX4B14B	S6-434	S6-138
FMX4B14C,D	S10-478	S6-138
FMX4B16,A,A-1, B,C,C-1	S10-478	S6-138
FMX4B16D	S6-434	S6-138
FMX4B16,E,F,G,K, R,S,T,U,V,W	S10-478	S6-138
FMX4B17C,D	S10-478	S6-138
FMX4B19	S6-434	S6-138
FMX4B19A,B,C	S10-478	S6-138
FMX4B23	S10-478	S6-138
FMX4B44A,B	S10-478	S6-138
FMX4B45A	S10-478	S6-138
FMX4B64,69	S10-478	S6-138
FMX4B86	S10-478	S6-138
FMXC1B7,C,D	S10-478	S6-138
FMXCE1B7F,G,K, M,P	S10-478	S6-138
FMXD1B7,B,C,D,K	S10-478	S6-138
FMXD1B7R	S10-478	S6-138
FMXD1B7R-1	S6-434	S6-138
FMXD1B7S-1,2,3, 4	S10-478	S6-138
FMXD1B7T	S10-478	S6-138
FMXD1B7U-1,2,3, 4	S10-478	S6-138
FMXDE1B7D,F,G, K	S10-478	S6-136
FMXDE1B7-1	S10-478	S6-138
FMXDE1B7U	S10-478	S6-136
FMXDE1B7U-2	S10-478	S6-138
FMXDE2B14,A	S6-434	S6-136
FMXDE2B71	S10-478	S6-136
FMXE1A7,A,B,C,D, E,F	S6-434	S6-138
FMXE1A21	S10-478	S6-138
FMXE1A95A	S10-478	S6-136
FMXE1-2B7,A,C	S10-478	S6-136
FMXE1-2B44	S10-478	S6-136
FMXE12B69	S6-434	S6-138
FMXE1B2	S10-478	S6-138
FMXE1B7,A,B,D,F, G,H,N	S10-478	S6-138
FMXE1B76	S10-478	S6-138
FMXE1B88,B,G	S6-434	S6-138
FMXE2B7,A,C,D,E, F	S10-478	S6-136
FMXE2B30	S10-478	S6-136
FMXE4A7,A	S10-478	S6-136
FMXE4A8,A,B	S10-478	S6-136
FMXE4A8A-1	S10-478	.....
FMXE4A10	S10-478	S6-136
FMXE4A14D	.....	S6-136
FMXE4A14F,G	S10-478	S6-136
FMXE4A14H	.....	S6-136
FMXE4A14J,K,L	S10-478	S6-136
FMXE4A14M,N	S10-478	.....
FMXE4A26	S10-478	S6-138
FMXE4A30,A,B	S10-478	S6-136
FMXE4A44,A,C,D	S10-478	S6-136

(continued on next page)

# Vehicle Component Guide (Cont'd) FAIRBANKS-MORSE (Cont'd)

## MAGNETO PARTS (Cont'd)

MAGNETO PARTS (Cont'd)		
MAGNETO NUMBER	POINT SET	CONDENSER
FMXE4A94,A	S10-478	S6-136
FMXE4B3	S10-478	S6-136
FMXE4B4,A,A-1	S10-478	S6-136
FMXE4B5A	S10-478	S6-136
FMXE4B7	S10-478	S6-136
FMXE4B8,A,B	S10-478	S6-136
FMXE4B8C,-1,D, E,-1,F,-1	S10-478	S6-136
FMXE4B11	S10-478	S6-136
FMXE4B11A,B	.....	S6-136
FMXE4B11C,D,E	S10-478	S6-136
FMXE4B11F	.....	S6-136
FMXE4B11G	S10-478	S6-136
FMXE4B11G-1	S10-478	.....
FMXE4B11H,J	S10-478	S6-136
FMXE4B13	S10-478	S6-136
FMXE4B14	S10-478	S6-136
FMXE4B14A	S10-478	.....
FMXE4B14B,C	S10-478	S6-136
FMXE4B14E-1,-2, F	S10-478	.....
FMXE4B16,A	S10-478	S6-136
FMXE4B16A-1	S10-478	.....
FMXE4B16,B,C,E, F,G,J,M,-1	S10-478	S6-136
FMXE4B16E-1, F-1B	S10-478	.....
FMXE4B16M-2	S10-478	.....
FMXE4B16P	S10-478	S6-136
FMXE4B16Q	S10-478	.....
FMXE4B16R	S10-478	S6-136
FMXE4B16T,V	S10-478	.....
FMXE4B16W,Y	S10-478	S6-136
FMXE4B17,A,B,C, D	S10-478	S6-136
FMXE4B19A	S10-478	S6-136
FMXE4B26	S10-478	S6-136
FMXE4B44	S10-478	S6-136
FMXE4B73,A	S10-478	S6-136
FMXE4B74	S10-478	S6-136
FMXE4B86	S10-478	S6-136
FMXE4B89	S10-478	S6-136
FMXF2A2	S6-434	S6-138
FMXF2A12,13	S10-478	S6-138
FMXF2A19,B	S10-478	S6-138
FMXF2A19A,C	S6-434	S6-138
FMXF2A30A	S6-434	S6-138
FMXF2A30,B,C	S10-478	S6-138
FMXF2A36,39	S6-434	S6-138
FMXF2B7	S10-478	S6-138
FMXF2B12,19,B	S10-478	S6-138
FMXF2B19C,D,E,F	S6-434	S6-138
FMXF2B36,A	S10-478	S6-138
FMXF2B36B,C,G, H	S6-434	S6-138
FMXF2B36D,E,F	S10-478	S6-138
FMXF2B69A	S6-434	S6-138
FMXF2B86	S10-478	S6-138
FMXFE2B7,B,-1, C,-1	S10-478	S6-138
FMXF2B69A	S10-478	S6-136
FMXF2B69C	S6-434	S6-136
FMXE2B86,A	.....	S6-136

(continued on next column)

## MAGNETO PARTS (Cont'd)

MAGNETO PARTS (Cont'd)		
MAGNETO NUMBER	POINT SET	CONDENSER
FMXFE2B89	S10-478	S6-136
FMXFE2B102,A	S10-478	S6-136
FMXFE3B86A	S10-478	S6-136
FMXFZ3B86	S10-478	S6-136
FMXO2B7,A,C,D	S6-434	S6-136
FMXOR4A2	S10-478	S6-136
FMXOR4A2A,C	S10-478	S6-136
FMXOR4A3,A	S6-434	S6-136
FMXOR4A4	S10-478	S6-136
FMXOR4A4A	S6-434	S6-136
FMXOR4A4B	S10-478	S6-136
FMXOR4A4C	S6-434	S6-136
FMXOR4A8	S10-478	S6-136
FMXOR4A8C	S6-434	S6-136
FMXOR4A10	S6-434	S6-136
FMXOR4A10A	S10-478	S6-136
FMXOR4A14,C	S6-434	S6-136
FMXOR4A16,A,17	S10-478	S6-136
FMXOR4A24A	S6-434	S6-136
FMXOR4A36	S10-478	S6-136
FMXOR4B3	S6-434	S6-136
FMXOR4B3A,B	S10-478	S6-136
FMXOR4B3C	S6-434	S6-136
FMXOR4B3D	S10-478	S6-136
FMXOR4B14,A,B, C	S10-478	S6-136
FMXOR4B8,10	S10-478	S6-136
FMXOR4B10A	S6-434	S6-136
FMXOR4B11	S10-478	S6-136
FMXOR4B11A	S6-434	S6-136
FMXOR4B16,A,B	S10-478	S6-136
FMXOR4B17,19A	S10-478	S6-136
FMXOR4B19B	S6-434	S6-136
FMXOR4B23	S10-478	S6-136
FMXOR6A2,A	S6-434	S6-136
FMXOR6A3,A	S10-478	S6-136
FMXOR6A4	S10-478	S6-136
FMXOR6A4A	S6-434	S6-136
FMXOR6A4B	S10-478	S6-136
FMXOR6A7	S10-478	S6-136
FMXOR6A8,A,C	S6-434	S6-136
FMXOR6A10	S6-434	S6-136
FMXOR6A14	S10-478	S6-136
FMXOR6A14A	S6-434	S6-136
FMXOR6A14B	S10-478	S6-136
FMXOR6A14C,D	S6-434	S6-136
FMXOR6A14E	S10-478	S6-136
FMXOR6A16,A	S10-478	S6-136
FMXOR6A17,B	S10-478	S6-136
FMXOR6A24,A,C	S6-434	S6-136
FMXOR6A26	S6-434	S6-136
FMXOR6A134A	S10-478	S6-136
FMXOR6A40,42A	S6-434	S6-136
FMXOR6A61A	S10-478	S6-136
FMXOR6B3,A	S10-478	S6-136
FMXOR6B4,A,B,C	S10-478	S6-136
FMXOR6B8,A,-1	S10-478	S6-136
FMXOR6B8B	S6-434	S6-136
FMXOR6B8C,D,-1	S10-478	S6-136
FMXOR6B8E,G	S6-434	S6-136
FMXOR6B10	S10-478	S6-136
FMXOR6B10A,B,C	S6-434	S6-136
FMXOR6B14	S10-478	S6-136

(continued on next column)

## MAGNETO PARTS (Cont'd)

MAGNETO PARTS (Cont'd)		
MAGNETO NUMBER	POINT SET	CONDENSER
FMXOR6B16,A,B, C,F,H,J,L,N	S10-478	S6-136
FMXOR6B17,23	S10-478	S6-136
FMXR4A3,A,B	S10-478	S6-138
FMXR4A4	S10-478	S6-138
FMXR4A4A	S6-434	S6-138
FMXR4A8,10	S10-478	S6-138
FMXR4A10A	S6-434	S6-138
FMXR4A14	S6-434	S6-138
FMXR4A14A	S10-478	S6-138
FMXR4A17,23	S10-478	S6-138
FMXR4A64	S6-434	S6-138
FMXR4B3A,A,17	S10-478	S6-138
FMXR4B3B	S6-434	S6-138
FMXR4B4,A	S10-478	S6-138
FMXR4B9C	S10-478	S6-138
FMXR4B10	S6-434	S6-138
FMXR4B11	S10-478	S6-138
FMXR4B16C,19	S10-478	S6-138
FMXR6A2	S10-478	S6-136
FMXR6A2A	S6-434	S6-136
FMXR6A3,7,8	S10-478	S6-136
FMXR6A8A	S6-434	S6-136
FMXR6A10	S10-478	S6-136
FMXR6A10A	S6-434	S6-136
FMXR6A14,A	S6-434	S6-136
FMXR6A14B	S10-478	S6-136
FMXR6A16,A,17,B	S10-478	S6-136
FMXR6A27,30	S6-434	S6-136
FMXR6A41	S10-478	S6-136
FMXR6A48A	S6-434	S6-136
FMXR6A161A,67	S10-478	S6-136
FMXR6B3,4,10	S10-478	S6-136
FMXR6B10B,F	S6-434	S6-136
FMXR6B14,16,A,B	S10-478	S6-136
FMXR6B16E	S6-434	S6-136
FMXR6B16F,G,J,K, M	S10-478	S6-136
FMXR6B23	S10-478	S6-136
FMXR6B44	S10-478	S6-136
FMXV4B7,A,B,C	S10-478	S6-136
FMXV4B70,A	S10-478	S6-136
FMXV4B70C,D,E,F	S10-478	S6-136
FMXV4C4	S6-434	.....
FMXV4C8	S6-434	S6-138
FMXV4C16	S10-478	S6-136
FMXV4C19	S6-434	S6-138
FMXV4C19A	S10-478	S6-138
FMXV4C19B	S6-434	S6-138
FMXV4C19C	S6-434	.....
FMX4C44	S6-434	S6-138
FMXV4C69	S10-478	S6-138
FMXV4C69A	S10-478	.....
FMXV4C73	S10-478	S6-138
FMXV4C73A,B	S6-434	S6-138
FMXV4C94A	S10-478	S6-136
FMXV6A11	S10-478	S6-136
FMXVE2B69	S6-434	S6-136
FMXVE4-1B91,A	S10-478	S6-136
FMXVE4-1B107	S10-478	S6-136
FMXVE4B7,A,C,E, F,G,J	S10-478	S6-136
FMXVE4B89	S10-478	S6-136

(continued on next page)



# Vehicle Component Guide (Cont'd) FAIRBANKS-MORSE (Cont'd)

## MAGNETO PARTS (Cont'd)

MAGNETO PARTS (Cont'd)		
MAGNETO NUMBER	POINT SET	CONDENSER
FMXVE4C19	S6-434	.....
FMXVE4C19A	S10-478	.....
FMXVE4C19B,C	S6-434	.....
FMXVE4C44	S6-434	S6-138
FMXVE4C69	S10-478	S6-138
FMXVE4C69A	S10-478	.....
FMXVE4C73	S10-478	S6-138
FMXVE4C73A	S6-434	S6-138
FMXVE4C73B	S6-434	.....
FMXVE4C94,A	S10-478	.....
FMXVE4C100	S10-478	.....
FMXY1B19	S10-478	S6-136
FMXY4B16G	S10-478	S6-136
FMXY6B16	S10-478	S6-136
FMXYE1-2869	S6-434	S6-136
FMXYE1B88F	S10-478	S6-138
FMXYE1B110	S6-434	S6-138
FMXYE494,A	S10-478	S6-136
FMXYE4BBF	S10-478	S6-136
FMXYE4B16H,K,L	S10-478	S6-136
FMXZ1A72	S6-434	.....
FMXZ1A72A	S10-478	.....
FMXZYB10A	S10-478	.....
FMXZ3B31	S10-478	S6-136
FMXZ4A14E	S10-478	S6-136
FMXZ4B14C	S10-478	S6-136
FMXZ4B16A	S10-478	S6-136
FMXZ4B16B	S10-478	S6-136
FMXZ4B16C	S10-478	S6-136
FMXZ4B16K	S10-478	S6-136
FMXZ4B16R	S10-478	S6-136
FMXZ6814,A,B	S10-478	S6-136
FMXZ6B16	S10-478	S6-136
FMXZE4A7	S10-478	.....
FMXZE4A8	S10-478	S6-136
FMXZE4B7	S10-478	.....
FMXZE4B7A-1	S10-478	S6-136
FMXZE4B7B	S10-478	S6-136
FMXZE4B7C	S10-478	.....
FMXZE4B7-4	S10-478	.....
FMXZE4B7-5	S10-478	S6-136
FMXZE4B14D	S10-478	.....
FMXZE4B16B	S10-478	S6-136
FMXZE4B16F,-1,2	S10-478	S6-136
FMXZE4B16K,S	S10-478	S6-136
FMXZE4B16T	S10-478	.....
FMXZE4B16U,Z	S10-478	S6-136
FMXZE4B26	S10-478	.....
FMXZE4B44	S10-478	.....
FMXZE4B45	S10-478	S6-136
FMXZE4B69,A	S10-478	.....
FMXZE4B69B	S10-478	S6-136
*FMZ SERIES		
FMZ1B28	S10-478	S6-136

(continued on next column)

## MAGNETO PARTS (Cont'd)

MAGNETO PARTS (Cont'd)		
MAGNETO NUMBER	POINT SET	CONDENSER
FMZ2-2B63B	S6-434	S6-136
FMZ2-2C63	S6-434	S6-136
FMZ2-2C63A	S6-434	S6-136
FMZ2-2C63C	S6-434	S6-136
FMZ4A2CB	S6-434	S6-136
FMZ4A3,A,4	S10-478	S6-136
FMZ4A4A	S6-434	S6-136
FMZ4A5	S10-478	S6-136
FMZ4A5A	S6-434	S6-136
FMZ4A7	S6-434	S6-136
FMZ4A8	S10-478	S6-136
FMZ4A8C	S6-434	S6-136
FMZ4A14	S6-434	S6-136
FMZ4A14A	S10-478	S6-136
FMZ4A6,19,23	S10-478	S6-136
FMZ4A26	S6-434	S6-136
FMZ4B3	S6-434	S6-136
FMZ4B3A,B	S10-478	S6-136
FMZ4B4,B	S10-478	S6-136
FMZ4B8A	S10-478	S6-136
FMZ4B8B,C	S6-434	S6-136
FMZ4B9C,10	S10-478	S6-136
FMZ4B10A,B	S6-434	S6-136
FMZ4B11	S10-478	S6-136
FMZ4B11A,B	S6-434	S6-136
FMZ4B14	S10-478	S6-136
FMZ4B16,A,19	S10-478	S6-136
FMZ4B23,26	S10-478	S6-136
FMZ6A2	S10-478	S6-136
FMZ6A2A,4	S10-478	S6-136
FMZ6A4C,8A	S6-434	S6-136
FMZ6A8D	S10-478	S6-136
FMZ6A10,A	S6-434	S6-136
FMZ6A14	S10-478	S6-136
FMZ6A14B	S6-434	S6-136
FMZ6A16A,17	S10-478	S6-136
FMZ6A26A	S10-478	S6-136
FMZ6A26B	S6-434	S6-136
FMZ6A30	S6-434	S6-136
FMZ6A61,67	S10-478	S6-136
FMZ6B3,4,A,B	S10-478	S6-136
FMZ6B8,A	S10-478	S6-136
FMZ6B8B	S6-434	S6-136
FMZ6B8B1	S10-478	S6-136
FMZ6B8C,D,-1	S10-478	S6-136
FMZ6B8E,F,-1	S6-434	S6-136
FMZ6B8G,H,J	S6-434	S6-136
FMZ6B8K	S10-478	S6-136
FMZ6B10,A,B,F	S6-434	S6-136
FMZ6B14B	S10-478	S6-136
FMZ6B16,A,B,C,F, H,J,L,M,N	S10-478	S6-136
FMZ6B17,23,26	S10-478	S6-136
FMZ6B26A	S6-434	S6-136

(continued on next column)

## MAGNETO PARTS (Cont'd)

MAGNETO PARTS (Cont'd)		
MAGNETO NUMBER	POINT SET	CONDENSER
FMZ6B44	S10-478	S6-136
FMZE6A14A,C,D, E,G	S6-434	.....
FMZEB8-1	S6-434	.....
FMZEB8A	S10-478	.....
FMZEB8B	S6-434	.....
FMZEB8K,M	S10-478	.....
FMZEB14	S10-478	.....
FMZE6B8K,M	S10-478	.....
FMZE6B16,A,B,D, E,F,G,N,P,Q,R	S10-478	.....
FMZE6B16T-1,2	S10-478	.....
FMZE6B16U,V,W, Y	S10-478	.....
FMZE6B17A	S10-478	.....
FMZE6B44,B,C	S10-478	.....
FMZE6B69B	S6-434	.....
FMZE6B97C,D	S10-478	.....
FMZE6B98A,C	S10-478	.....
FMZV4B7,C	S10-478	S6-136
FMZV4C4	S6-434	S6-136
FMZV4C6	S10-478	S6-138
FMZV4C8	S6-434	S6-136
FMZV4C16	S10-478	S6-138
FMZV4C19	S6-434	S6-136
FMZV4C19A	S10-478	S6-136
FMZV4C19B,C	S6-434	S6-136
FMZV4C44	S6-434	S6-136
FMZV4C69,A	S10-478	S6-136
FMZV4C73	S10-478	S6-136
FMZV4C73A,B	S6-434	S6-136
FMZV4C94A	S10-478	S6-136
FMZVE2B69	S6-434	S6-136
FMZVE4B7	S10-478	.....
FMZVE4B7G	S10-478	S6-136
FMZVE4B7-2,-4	S10-478	.....
FMZVE4B44	S10-478	S6-136
FMZVE4B89	S10-478	S6-136
FMZVE4C19A	S10-478	.....
FMZVE4C19B,C	S6-434	.....
FMZVE4C44	S6-434	.....
FMZVE4C44A	S6-434	S6-138
FMZVE4C69	S10-478	S6-138
FMZVE4C69A	S10-478	S6-136
FMZVE4C73	S10-478	.....
FMZVE4C73A	S6-434	.....
FMZVE4C73A-1	S6-434	S6-138
FMZVE4C94	S10-478	.....
FMZVE4C100	S10-478	.....

## MAGNETO PARTS

### MAGNETO PARTS

MAGNETO NUMBER	COIL
FM-J1A2, 2S,7,7A, 7B, 7C, 10, 10A, 10B, 10C, 10D, 10E, 10F, 10G, 13, 13A, 15, 19A, 20, 20B, 21	S3-605
FM-J1AS, 29, 29A, 33, 34, 36, 37, 37A, 38, 38A, 39, 42, 43, 43A, 47, 49, 50, 51, 52, 52A, 52B, 53, 53A, 56, 60, 79, 79B, 80, 81	S3-605
FM-J1-2B69A; FM-J1B, 2, 2A, 2B, 3B, 7, 7B, 7C, 7D, 7E, 7F, 10, 11, 11A, 12, 13, 13A, 15, 15A, 26, 70, 75, 76, 77, 78, 82, 83, 85	S3-605

(continued on next page)

# Vehicle Component Guide (Cont'd) FAIRBANKS-MORSE (Cont'd)

## MAGNETO PARTS (Cont'd)

### MAGNETO PARTS (Cont'd)

MAGNETO NUMBER	COIL
FM-J2A6, 6A, 6B, 7, 10, 10A, 13, 13A, 16, 16A, 16B, 16C, 20, 36, 37, 39, 39A, 42, 47, 47A, 50, 80; FM-JB3; FM-JB6, 6D, 6E, 6F	S3-605
FM-J2B6, 7, 7A, 8, 8A, 10, 10A, 10B, 10C, 13, 13A, 14, 14A, 16, 16A, 35, 36, 36A, 36B, 44, 68, 78	S3-605
FM-J4A2, 3, 5, 6, 7, 8, 9, 10A, 11, 11A, 11B, 12, 14, 14A, 14B, 14C, 16, 19, 19A, 19B, 19C, 23, 30, 30A, 30B, 44, 64, 73	S3-605
FM-J4B3, 3A, 4, 4A, 5, 5A, 6, 8, 8A, 9, 9A, 9B, 9C, 10, 10B, 11, 11A, 11B, 11C, 11D, 13, 13A, 14, 14A, 16, 16C, 16D, 16E, 16F, 19	S3-605
FM-J4B3, 19A, 19B, 19C, 23, 73, 74, 86; FM-JE1-2B69, 69A, 69B, 69D	S3-605
FM-JE1A7, 7A, 7B, 7C, 7D, 7E, 10, 81; FM-JE1B2, 2A, 7, 7A, 7B, 7C, 7D, 7E, 7F, 7G, 7H, 7J, 70, 76, 88, 88A, 88C; FM-J2B13, 84	S3-605
FM-JE4A7 Series; FM-JE4B10; FM-JE4B16 Series; FM-JF2A2, 10, 10A, 10B, 10C, 12, 13, 19, 19A, 19B, 19C, 30, 30A, 31, 31A, 39	S3-605
FM-JF2B7, 12, 19B, 19C, 69A, 86; FM-JFE2A30; FM-JFE2B7, 7B, 44, 69, 69A, 69B, 69C, 86; FM-JG4A44; FM-JH2B70, 70A, 70C	S3-605
FM-JHE2B70; FM-JV4B7 Series; FM-PE1B7, 7R, 7R-1; FM-X1A2, 2A, 7-1, 7C, 7E, 7F, 10, 10A, 10B, 10C, 10D, 10E, 10F, 10G, 10H	S3-605
FM-X1A2, 12, 13, 13A, 15, 19A, 20, 20B, 21, 21S, 29, 29A, 33, 36, 37, 37A, 38, 39, 42, 43, 43A, 47, 50, 51, 52, 52A, 52B, 56, 59, 60	S3-605
FM-X1A2, 79, 81, 95, 95A; FM-X1B2, 2A, 2B, 2C, 2D, 2E, 2G, 7, 7B, 7C, 7E, 7E-1, 7E-2, 7F, 7J, 11, 11A, 12, 13, 13A, 13B, 15, 26	S3-605
FMX-1B2, 75, 78, 90, 103, 103A; FM-X2A6, 6A, 6B, 7, 13, 13A, 16, 16B, 16C, 20, 36, 37, 39A, 39B, 42, 47, 47A, 50, 64, 64A, 80	S3-605
FM-X2B3, 6, 6D, 6E, 6F, 6G, 7, 7A, 13, 13A, 14, 14A, 14B, 16, 36, 36A, 36B; FM-X4A2, 3, 5, 6, 7, 7A, 7B, 8, 8A, 9, 10	S3-605
FM-X4A11, 11A, 11B, 14, 14A, 14B, 14DD, 16, 19, 19B, 19C, 23, 30, 30A, 30B, 44, 44A, 73; FM-X4B3, 3A, 3B, 4, 4A, 5, 5A, 5B	S3-605
FM-X4B5C, 5B, 5C, 6, 7, 7A, 7B, 7C, 8, 8A, 8B, 8C, 8D, 8E, 9, 9A, 9B, 9C, 10, 10B, 10C, 11, 11A, 11B, 11C, 11D, 11E, 13, 13A, 14	S3-605
FM-X4B5-14A, 14C, 16, 16A, 16B, 16C, 16E, 16F, 16G, 16K, 16R, 16S, 16T, 16V, 16LL, 17C, 17D, 19, 19A, 19B, 19C, 23, 44A	S3-605
FM-X445A, 64, 73, 74, 86; FM-XC1B7 Series; FM-XCE1B7F Series; FM-XD1B7, 7B, 7C, 7D, 7K, 7R, 7R-1, 7S, 7S-1, 7S-2, 7S-3	S3-605
FM-XD7S-4, 7T, 7U, 7U-1, 7U-2, 7U-3, 7U-4; FM-XDE1B7D Series; FM-XDE2B14, 14A, 71; FM-XE1A7, 7A, 7B, 7C, 7D, 7E, 7F, 21, 95A	S3-605
FM-XE1B2, 7, 7A, 7B, 7D, 7F, 7G, 7H, 7N, 76, 88, 88A, 93; FM-XE2B7, 7A, 7D, 30; FM-XE4A7, 7A, 8, 8A, 8B; FM-XE4A10, 14, 14A, 14B	S3-605
FM-XE4A14C, 14D, 14G, 14H, 14J, 14K, 14L, 26, 30, 30A, 30B, 44, 44A, 44B, 44D, 94, 94A; FM-XE4B3, 4, 4A, 5A, 7, 8, 8A	S3-605
FM-XE4B8B, 8C, 8D, 8E, 8F, 11, 11A, 11B, 11C, 11D, 11E, 11G, 11H, 11J, 13, 14, 14A, 14B, 14C, 14F, 16, 16A, 16B, 16C	S3-605
FM-XE4B16E, 16F, 16G, 16J, 16M, 16M-1, 16P, 16Q, 16R, 16V, 16W, 16Y, 17, 17A, 17B, 17C, 17D, 19A, 26, 44, 44A, 73, 73A, 74, 86, 89	S3-605
FM-XF2A2, 12, 13, 19, 19A, 19B, 10C, 30, 30A, 30B, 39; FM-XF2B7, 12, 19, 19B, 19C, 36, 36A, 36B, 36C, 36D, 36E, 36F, 36G, 36H	S3-605
FM-XF2B69A, 86; FM-XFE2B7, 7A, 7B, 7C, 69, 69A, 69C, 86, 86A, 89; FM-XV4B7, 7A, 7B, 7C, 70, 70A, 70C	S3-605
FM-XV4C8, 19, 19A, 19B, 69, 73, 73A, 73B; FM-XVE41B91, 91A, 107; FM-XVE4B7, 7A, 7C, 7E, 7F, 7G, 7J, 89	S3-605
FM-XVE4C44, 69, 73, 73A; FM-XY1B19; FM-XY4B16G; FM-XYE1B88F; FM-XYE4A94, 94A; FM-XYE4B8F, 16H, 16K, 16L	S3-605
FN-XZE4B16Z; FM-Z1B28; FM-ZD1B7R	S3-605

# Vehicle Component Guide

# PHELON (REPCO)

## MAGNETO PARTS

### MAGNETO PARTS

MAGNETO NUMBER	POINT SET	CONDENSER	COIL
<b>F SERIES *</b>			
F109V,W	.....	S3-113	.....
F514A,B,C	.....	S3-113	S3-604
F514E,G,H,I,K,L	.....	S3-113	S3-604
F514M,N,Q,Q-2	.....	.....	S3-604
F514R,S	.....	S3-113	S3-604
F514T,U,V,W,1,2,3,4	.....	.....	S3-604
F514Y,Y-2,Z	.....	.....	S3-604
F994E	.....	.....	.....
F1225	.....	.....	.....
F1325A,B	.....	.....	.....
F1325B-2	.....	.....	.....
F1325B-3	.....	.....	.....
F1325D,D-2	.....	.....	.....
F1325H	.....	.....	.....
F1325H-2	.....	.....	.....
F2100,C	S3-477	.....	.....
F2100,D,D-2,D-2A	S3-420	.....	.....
F2120E,EA,F,FA,G, GA,H,HA,J,J-2,1-2A	S3-420	.....	.....
F2120K,KA,L,LA,M, MA,P,PA,Q,QA,R,RA	S3-420	.....	.....
F2120S,SA,T,TA,U, UA,VVA,W,WA,Y,YA	S3-420	.....	.....
F2420	S3-420	.....	.....
F2420C,C-2,D	S3-420	.....	.....
F2420E,F	S3-420	.....	.....
F2520	S3-477	.....	.....
F3220,B,C	S3-420	.....	.....

(continued on next column)

## MAGNETO PARTS (Cont'd)

### MAGNETO PARTS (Cont'd)

MAGNETO NUMBER	POINT SET	CONDENSER	COIL
<b>F SERIES * (Cont'd)</b>			
F3220D,D-2,3,E,E-2	S3-420	.....	.....
F3220G,G-2,H,H-2,3	S3-420	S3-170	.....
F3220J,K	S3-420	.....	.....
F3220L,L-2,M,M-2,3	S3-420	S3-170	.....
F3520G	S3-465	.....	.....
F3830,A	.....	.....	.....
F3970,B,C,D	.....	.....	.....
F3970D-1,E,F	.....	.....	.....
F3970G	.....	.....	.....
F3970G-1	.....	.....	.....
F3970H	.....	.....	.....
F3970H-1,J	.....	.....	.....
F3970K-1,L	.....	.....	.....
F4220,G,H	S3-420	S3-170	.....
F4390	S3-420	.....	.....
F4500,B	.....	.....	.....
F4530,B,F,G	.....	.....	.....
F4530J	S3-420	.....	.....
F4615,B	S3-420	S3-190	.....
F4615M	S3-477	.....	.....
F4630,B,C	S3-477	.....	.....
F4740	S3-420	.....	.....
F4755,M	S3-477	.....	.....
F4775	S3-477	.....	.....
F5060	S3-420	.....	.....
F5061	S3-420	.....	.....
F5200,B,C,D	S3-420	.....	.....
F5200E,F,H	S3-420	.....	.....

(continued on next page)

# Vehicle Component Guide (Cont'd) PHELON (REPCO) (Cont'd)

## MAGNETO PARTS (Cont'd)

### MAGNETO PARTS (Cont'd)

MAGNETO NUMBER	POINT SET	CONDENSER	COIL
<b>F SERIES * (Cont d)</b>			
F5270B .....	S3-477	.....	.....
<b>FCA SERIES *</b>			
FCA411 .....	.....	.....	.....
FCA429 .....	.....	.....	.....
FCA724 .....	.....	.....	.....
FCA748 .....	.....	.....	.....
FCA2015 .....	.....	S4-159	.....
FCA2025 .....	.....	S4-159	.....
FCA3520,B .....	S3-465	.....	.....
FCA3520C .....	S3-465	.....	.....
FCA4920 .....	.....	.....	.....
<b>GM SERIES *</b>			
GM994,B,C,D,E .....	.....	.....	.....

(continued on next column)

## MAGNETO PARTS (Cont'd)

### MAGNETO PARTS (Cont'd)

MAGNETO NUMBER	POINT SET	CONDENSER	COIL
<b>GM SERIES * (Cont d)</b>			
GM3520B,C .....	S3-465	.....	.....
GM3520D .....	S3-465	.....	.....
GM3520F-1 .....	S3-465	.....	.....
GM3520J .....	S3-465	.....	.....
GM4615 .....	S3-477	.....	.....
GM4615B .....	S3-477	S3-190	.....
GM4615C .....	S3-477	.....	.....
GM4615D,E .....	S3-477	.....	.....
GM4740 .....	.....	S3-190	.....
GM4750,B .....	S3-477	S3-190	.....
GM4755 .....	S3-477	.....	.....
GM4775 .....	S3-420	.....	.....

# Vehicle Component Guide TECUMSEH-MODEL TO FLYWHEEL

## MAGNETO PARTS

### MAGNETO PARTS

MODEL	FLYWHEEL NUMBER
<b>LAUSON- VERTICAL CRANKSHAFT *</b>	
ECV:100, 105, 110, 120; TNT 100, 120; TSV:75, 90, 105, 120; TVXL 105 .....	3055, 811, A; 31331, 332; 32159, 517; 33701, A; 659, A, B; 701B; 610724, 756, 757; 781, A; 805, 807, 811, 845, 847, 849, A; 853; 856, A; 882; 899, A; 931A, B; 863
LAV,LAVC,LAVR,LAVT,LAVTC,LAVTR,LV,LVC,LVR,LVT,LVTC,LVTR:22,25,30,35,40, 50 .....	27518, 519, 944, 987; 28248, 258, 497; 29165, 173, 444, 537, 620, 707, 982; 30024, 041, 367, 555, 556, 557, 558, 569; 30811, A; 31331, 332; 32159, 517; 33659A, B; 33701, A, B; 610664, 724, 756; 7
LCV: 22, 25, 30, 35, A, D .....	29165, 173, 537, 620; 610664
TNT: 100, 120 .....	32517; 610757, A; 782, A; 899A, 963
TVS: 75, 90, 105 .....	610782A, 963
V: 17, 20, 22, 25 .....	26790
V: 17, 20, 22, 25, 25D, E, 27; 30F, G, H; 32A .....	27519, 944, 987; 28248
V: 25C, E; 27D, F, G .....	27518, 519
V, VC, VCX, VX: 35, 40, 45, 50, 55 .....	27518, 519, 987; 28248, 258, 497, 517, 707, 708; 29165, 173, 444, 537, 707, 708, 982; 30024, 041, 367, 555, 755; 30811A, 32333, 610664, 853, 952
V, VH: 40, 50, 60, 70, 80, 100; VM: 70, 80, 100 .....	28497; 2907, 708; 30041; 30555, 755; 30811, A; 31331, 332; 32159, 333, 338A, 517, 33255, 660A, B; 610724, 756, 757, 769A, 770, A; 781, 782, 807, 811, 841, 845, 847, 849, 853, 859, 864, 870, 915, 28517, 29708; 30555, 556, 557, 558; 569; 30755, 30811, 32338A
VT, VXT: 45A, C; 55A, B, C .....	27578, 519, 944, 987; 28248
VX: 20, 22, 25, 27, 30, F, G, H, 32A .....	
<b>LAUSON- HORIZONTAL CRANKSHAFT *</b>	
ECH90 Thru A, H22F, H25 thru S, H30, H35F thru J .....	31332, 32338A, 610931
H22, 25, 30, 35 Thru E .....	31332, 32338A, 610724
H22J thru 35P, HB22J thru 35P, HR22J thru 35P .....	29620, 30024, 30367, 30556, 610664
HR22Rthru35R,HT22Athru35B,HTB22Athru35B,HTC22Athru35B, HTR22Athru35B .....	30024, 30367, 30556
H30K thru N, H35K thru R .....	610931, A, B; 610936, B
H, HH: 40, 50, 60 .....	30555, 755, 811; 32333; 610805, 942
H40, 50, 60;HT45A, C, 55A, B, C;HTB45A, C; 55A, B, C;HRT45A, C; 55A, B, C .....	28497, 29708; 30555, 30755, 30811
H, HB, HR: 45D, 55D .....	28497; 29707, 708; 30041, 555, 755
HS40, 50 .....	32517; 33659, A, B; 22660, A, B, C; 33701, A; 610769A, 845, 986, 997
H, HH, HM: 70 .....	3055; 30755; 38011, A; 33255, 32333, 610841, 847, 952
H, HM: 80; HM100 .....	33255; 610841, 847, 859, 864, 915

(continued on next page)

# Vehicle Component Guide (Cont'd) TECUMSEH-MODEL TO FLYWHEEL (Cont'd)

## MAGNETO PARTS (Cont'd)

### MAGNETO PARTS (Cont'd)

MODEL	FLYWHEEL NUMBER
<b>POWER PRODUCTS-VERTICAL CRANKSHAFT *</b>	
201 thru 250	610124, 313
251 thru 299	610124, 218, 342, 365
306 thru 368A	610313
380, 639, 640, 642, 643, 660, 661, 670	30555, 30811A; 31331, 332; 32159, 517; 33659B, 33701B; 610724, 751, 756; 757, A; 781, A; 782, A; 807, 811, 843; 849, A; 853, 856A, 899A, 931B, 963
401 thru 427	610337, 411, 462
502 thru 509A	610218, 233, 342, 365
601, 02, 03, 05, 08A, B; 610, 14, 15, 16, 19, 21, 22	610368
617, 18, 23	610546
624, 25	610368, 546
626	610546, 598, 606, 647
627	610644
628	610647
629, 30	30557
632, 33, 37	31331
634, 35	31332
636	610724
638	31331, 32159
641, 50	31331, 32159
S1801 thru 1824	610638
2001 thru 2022B	610124, 218, 233, 342, 365, 368
2023 thru 2030; 2040 thru 2050A; 2051 thru 2071B	610124, 218, 233, 342, 365, 368, 386, 455
2200 thru 2208	160124, 218, 233, 342, 365
<b>POWER PRODUCTS-HORIZONTAL CRANKSHAFT *</b>	
1 thru 50D	610124, 342, 430
51 thru 99	610124, 233, 365, 430
301 thru 375	610124, 233, 313, 342, 526
402 thru 422B	610337, 383, 411, 462
701 thru 724	610218, 325, 342, 365, 386, 455, 456
1001 thru 1099	610124, 218, 233, 325, 342, 365, 268, 386, 404, 455, 456
1101 thru 1199A	610368, 404, 455, 456, 546, 554, 556, 598, 601, 660
1200 thru 1255	610455, 456, 546, 583, 596, 598, 655, 660
1297 thru 1342	30557, 610583, 596, 655, 660
1310 thru 1500	31331, 332; 32159; 610455, 546, 583, 596, 598, 606, 655, 660, 709, 720, 757A, 781A, 843, 849A, 869
40001 thru 40033	610540, 542, 548, 559, 561, 563, 604
40034 thru 40072	610540, 542, 559, 561
710150, 151, 152, 155, 156, 157, 229, 230, 234	610313, 383, 386, 455, 540, 542, 548, 559, 561, 563, 604

# Vehicle Component Guide TECUMSEH-FLYWHEEL TO MAGNETO

## MAGNETO PARTS

### MAGNETO PARTS

FLYWHEEL NUMBER	POINT SET	CONDENSER
27944	S3-420	.....
27978, 87	S3-420	.....
28248	S3-420	.....
29173	.....	S3-170
29444	.....	S3-170
29537	.....	S3-170
29982	S3-420	S3-170
30041, 367	S3-420	S3-170
30555, 56, 57, 58, 69	S3-420	S3-192
30755	S3-420	S3-192
30811, A	S3-420	S3-192
31331, 32	S3-420	S3-192
32159	S3-420	S3-192
32338, A	S3-420	S3-192
32517	S3-420	S3-192

(continued on next column)

## MAGNETO PARTS (Cont'd)

### MAGNETO PARTS (Cont'd)

FLYWHEEL NUMBER	POINT SET	CONDENSER
33659, 60, A, B, C	S3-420	S3-192
33701, A, B	S3-420	S3-192
610233	.....	.....
610313	.....	S3-113
610368	S3-420	.....
610386	S3-420	.....
610404	S3-420	.....
610455, 56	S3-420	.....
610462	S3-420	.....
610540, 42, 46, 48	S3-420	.....
610554, 56, 59	S3-420	.....
610561, 63, 68	S3-420	.....
610576	S3-420	S3-192
610594	.....	S3-192
610598	S3-420	.....

(continued on next page)

# Vehicle Component Guide (Cont'd) TECUMSEH-FLYWHEEL TO MAGNETO (Cont'd)

## MAGNETO PARTS (Cont'd)

### MAGNETO PARTS (Cont'd)

FLYWHEEL NUMBER	POINT SET	CONDENSER
610601, 04, 06	S3-420	.....
610644, 47	S3-420	.....
610664	S3-420	S3-170
610455, 56	S3-420	.....
610724, 51, 56, 57, 57A, 6	S3-420	S3-192
610781, 81A, 82, 82A	S3-420	S3-192
610805, 07, 11, 41, 43	S3-420	S3-192
610845, 47, 49, 49A, 53	S3-420	S3-192

(continued on next column)

## MAGNETO PARTS (Cont'd)

### MAGNETO PARTS (Cont'd)

FLYWHEEL NUMBER	POINT SET	CONDENSER
610856A, 59, 64, 69	S3-420	S3-192
610882, 99, 99A	S3-420	S3-192
610914, 24	.....	S3-192
610915, 31, A, B	S3-420	.....
610936, B	S3-420	S3-192
610652, 63	S3-420	.....
610953	.....	S3-192

# Vehicle Component Guide

# WICO

## MAGNETO PARTS

### MAGNETO PARTS

MAGNETO NUMBER	POINT SET	CONDENSER	COIL
<b>DB SERIES BATTERY DISTRIBUTORS *</b>			
X30080,82	S4-485	.....	UC-14X
X30091	S4-485	.....	UC-15X
X3013,37,59,64	S4-485	.....	UC-14X
X30169,70	S4-485	.....	UC-15X
X30230,34	S4-485	.....	UC-14X
X30255	S4-485	.....	UC-15X
X30269	S4-485	.....	UC-14X
X30275	S4-485	.....	UC-15X
X30278	S4-485	.....	UC-15X
X3077	S4-485	.....	UC-15X
<b>FW SERIES *</b>			
FW2490B	S4-451	.....	.....
FW2501	S4-451	.....	.....
FW2501B,2510D	S4-451	.....	.....
FW2512,2513,2514,2515	S4-451	.....	.....
FW2517	S4-451	.....	.....
FW2629,FW2629B	S4-451	.....	.....
FW2680C	S4-451	.....	.....
FW2741,B	.....	S4-180	.....
FW2742,2749	.....	S4-180	.....
FW2782C,D	S4-486	.....	.....
FW2784	.....	S4-180	.....
FW2827	S4-451	.....	.....
FW2828B	.....	S4-159	.....
FW2832	S4-486	.....	.....
FW2833	S4-451	.....	.....
FW2841	S4-486	.....	.....
FW2844	S4-486	.....	.....
FW2853	S4-486	.....	.....
FW2854	.....	S4-180	.....
FW2856	S4-486	.....	.....
FW2859,2860	S4-451	.....	.....
FW2867	.....	S4-180	.....
FW2874	S4-451	.....	.....
FW2883	S4-451	.....	.....
FW2887	.....	S4-159	.....
FW2889	S4-486	.....	.....
FW2891	.....	S4-159	.....
FW2907	S4-486	.....	.....
FW2922	S4-486	.....	.....
FW2925,2925B	S4-486	.....	.....
FW2934	S4-451	.....	.....

(continued on next column)

## MAGNETO PARTS (Cont'd)

### MAGNETO PARTS (Cont'd)

MAGNETO NUMBER	POINT SET	CONDENSER	COIL
<b>FWM SERIES *</b>			
FWM4002	S4-451	.....	.....
FWM4003	S4-451	.....	.....
FWM4015	S4-486	.....	.....
FWM4017	S4-451	.....	.....
FWM4019	S4-486	.....	.....
FWM4024	S4-486	.....	.....
FWM4106	S4-486	.....	.....
FWM4109	.....	S4-180	.....
FWM4118	S4-451	.....	.....
FWM4126	S4-486	.....	.....
FWM4136	S4-486	.....	.....
FWM4138,A,B	S4-451	.....	.....
FWM4139	.....	S4-180	.....
FWM4156	S4-486	.....	.....
<b>XB,XH SERIES *</b>			
XB-2,4,6	S4-440	.....	.....
XB-4023	S4-440	.....	.....
XH10B,11	S4-440	S4-188	.....
XH113	S4-440	S4-188	.....
XH115B,115C	S4-440	S4-188	.....
XH131B	S4-440	S4-188	.....
XH139	S4-440	S4-188	.....
XH145B,C	S4-440	S4-188	.....
XH150B,C	S4-440	S4-188	.....
XH156,157B	S4-440	S4-188	.....
XH16,17	S4-440	S4-188	.....
XH169	S4-440	S4-188	.....
XH175	S4-440	S4-188	.....
XH184	S4-440	S4-188	.....
XH192B,C	S4-440	S4-188	.....
XH19B,C,20	S4-440	S4-188	.....
XH22,23	S4-440	S4-188	.....
XH29B	S4-440	S4-188	.....
XH32	S4-440	S4-188	.....
XH41	S4-440	S4-188	.....
XH79B	S4-440	S4-188	.....
XH81	S4-440	S4-188	.....
XH1007	S4-440	S4-188	.....
XH1022,1023	S4-440	S4-188	.....
XH1042	S4-440	S4-188	.....
XH1053	S4-440	S4-188	.....
XH1059	S4-440	S4-188	.....
XH1072,B,C	S4-440	S4-188	.....
XH1088	S4-440	S4-188	.....
XH1113	S4-440	S4-188	.....

(continued on next page)

**MAGNETO PARTS (Cont'd)**

**MAGNETO PARTS (Cont'd)**

**MAGNETO PARTS (Cont'd)**

**MAGNETO PARTS (Cont'd)**

MAGNETO NUMBER	POINT SET	CONDENSER	COIL
<b>XB,XH SERIES * (Cont d)</b>			
XH1128 .....	S4-440	S4-188	.....
XH1131 .....	S4-440	S4-188	.....
XH1137 .....	S4-440	S4-188	.....
XH1140,1141B,1142	S4-440	S4-188	.....
XH1163 .....	S4-440	S4-188	.....
XH1166 .....	S4-440	S4-188	.....
XH1180 .....	S4-440	S4-188	.....
XH1215 .....	S4-440	S4-188	.....
XH1222 .....	S4-440	S4-188	.....
XH1261 .....	S4-440	S4-188	.....
XH1263 .....	S4-440	S4-188	.....
XH1277B .....	S4-440	S4-188	.....
XH1280 .....	S4-440	S4-188	.....
XH1292 .....	S4-440	S4-188	.....
XH1295B,C,D .....	S4-440	S4-188	.....
XH1297B .....	S4-440	S4-188	.....
XH1300 .....	S4-440	S4-188	.....
XH1325 .....	S4-440	S4-188	.....
XH1343B,1344 .....	S4-440	S4-188	.....
XH1354 .....	S4-440	S4-188	.....
XH1449 .....	S4-440	S4-188	.....
XH1454 .....	S4-440	S4-188	.....
XH1515 .....	S4-440	S4-188	.....
XH1535 .....	S4-440	S4-188	.....
XH1572 .....	S4-440	S4-188	.....
XH1604 .....	S4-440	S4-188	.....
XH1648 .....	S4-440	S4-188	.....
XH1686 .....	S4-440	S4-188	.....
XH1714 .....	S4-440	S4-188	.....
XH1748 .....	S4-440	S4-188	.....
XH1769 .....	S4-440	S4-188	.....
XH1773 .....	S4-440	S4-188	.....
XH1806,B .....	S4-440	S4-188	.....
XH1869 .....	S4-440	S4-188	.....
XH1886 .....	S4-440	S4-188	.....
XH1906,1907,1908	S4-440	S4-188	.....
XH1909 .....	S4-440	S4-188	.....
XH1916,1917 .....	S4-440	S4-188	.....
XH1921 .....	S4-440	S4-188	.....
XH1950,1951 .....	S4-440	S4-188	.....
XH1961,B,C .....	S4-440	S4-188	.....
XH1992 .....	S4-440	S4-188	.....
XH1993,1994 .....	S4-440	S4-188	.....
XH1995,B .....	S4-440	S4-188	.....
XH2002 .....	S4-440	S4-188	.....
XH2006 .....	S4-440	S4-188	.....
XH2012 .....	S4-440	S4-188	.....
XH2017,B .....	S4-440	S4-188	.....
XH241 .....	S4-440	S4-188	.....
XH261 .....	S4-440	S4-188	.....
XH264 .....	S4-440	S4-188	.....
XH274B .....	S4-440	S4-188	.....
XH305B .....	S4-440	S4-188	.....
XH307B .....	S4-440	S4-188	.....
XH404 .....	S4-440	S4-188	.....
XH414 .....	S4-440	S4-188	.....
XH438 .....	S4-440	S4-188	.....
XH456,457,459 .....	S4-440	S4-188	.....
XH473 .....	S4-440	S4-188	.....
XH477,B .....	S4-440	S4-188	.....
XH494 .....	S4-440	S4-188	.....

(continued on next column)

MAGNETO NUMBER	POINT SET	CONDENSER	COIL
<b>XB,XH SERIES * (Cont d)</b>			
XH514,520 .....	S4-440	S4-188	.....
XH522 .....	S4-440	S4-188	.....
XH524 .....	S4-440	S4-188	.....
XH556B,C .....	S4-440	S4-188	.....
XH557B,C .....	S4-440	S4-188	.....
XH564,565 .....	S4-440	S4-188	.....
XH623 .....	S4-440	S4-188	.....
XH631 .....	S4-440	S4-188	.....
XH633 .....	S4-440	S4-188	.....
XH635,636 .....	S4-440	S4-188	.....
XH685 .....	S4-440	S4-188	.....
XH731,732,733,734	S4-440	S4-188	.....
XH787B .....	S4-440	S4-188	.....
XH791B,C .....	S4-440	S4-188	.....
XH870,873 .....	S4-440	S4-188	.....
XH887 .....	S4-440	S4-188	.....
XH894 .....	S4-440	S4-188	.....
XH909 .....	S4-440	S4-188	.....
XH926 .....	S4-440	S4-188	.....
XH936B .....	S4-440	S4-188	.....
XH951B .....	S4-440	S4-188	.....
XH960 .....	S4-440	S4-188	.....
XH962 .....	S4-440	S4-188	.....
XH970 .....	S4-440	S4-188	.....
XH973B .....	S4-440	S4-188	.....
XH977 .....	S4-440	S4-188	.....
XH980 .....	S4-440	S4-188	.....
XHD1136 .....	S4-440	S4-188	.....
XHD1350 .....	S4-440	S4-188	.....
XHD1379 .....	S4-440	S4-188	.....
XHD1524 .....	S4-440	S4-188	.....
XHD1541 .....	S4-440	S4-188	.....
XHD1715 .....	S4-440	S4-188	.....
XHD1784,1785 .....	S4-440	S4-188	.....
XHD1835 .....	S4-440	S4-188	.....
XHD919 .....	S4-440	S4-188	.....
XH2023 .....	S4-440	S4-188	.....
XH2043 .....	S4-440	S4-188	.....
XH2049,B .....	S4-440	S4-188	.....
XH2059,C .....	S4-440	S4-188	.....
XH2062,B,F .....	S4-440	S4-188	.....
XH2075 .....	S4-440	S4-188	.....
XH2079,2080 .....	S4-440	S4-188	.....
XH2081,B .....	S4-440	S4-188	.....
XH2092 .....	S4-440	S4-188	.....
XH2098 .....	S4-440	S4-188	.....
XH2108 .....	S4-440	S4-188	.....
XH2113,2114 .....	S4-440	S4-188	.....
XH2115,2116 .....	S4-440	S4-188	.....
XH2122 .....	S4-440	S4-188	.....
XH2138 .....	S4-440	S4-188	.....
XH2148 .....	S4-440	S4-188	.....
XH2164 .....	S4-440	S4-188	.....
XH2168 .....	S4-440	S4-188	.....
XH2175 .....	S4-440	S4-188	.....
XH2207,2208 .....	S4-440	S4-188	.....
XH2213,2214 .....	S4-440	S4-188	.....
XH2239 .....	S4-440	S4-188	.....
XH2256,B .....	S4-440	S4-188	.....
XH2279 .....	S4-440	S4-188	.....
XH2286 .....	S4-440	S4-188	.....

(continued on next page)

**MAGNETO PARTS (Cont'd)**

**MAGNETO PARTS (Cont'd)**

**MAGNETO PARTS (Cont'd)**

**MAGNETO PARTS (Cont'd)**

MAGNETO NUMBER	POINT SET	CONDENSER	COIL
<b>XB,XH SERIES * (Cont d)</b>			
XH2302 .....	S4-440	S4-188	.....
XH2373 .....	S4-440	S4-188	.....
XH2392 .....	S4-440	S4-188	.....
XH2403B .....	S4-440	S4-188	.....
XH2412 .....	S4-440	S4-188	.....
XH2414 .....	S4-440	S4-188	.....
XH2450,B,C,CS ..	S4-440	S4-188	.....
XH2477B .....	S4-440	S4-188	.....
XH2497 .....	S4-440	S4-188	.....
XH2500 .....	S4-440	S4-188	.....
XH2504 .....	S4-440	S4-188	.....
XH2522,B,C .....	S4-440	S4-188	.....
XH2523,B .....	S4-440	S4-188	.....
XH2525 .....	S4-440	S4-188	.....
XH2531B,C .....	S4-440	S4-188	.....
XH2533 .....	S4-440	S4-188	.....
XH2541B,C .....	S4-440	S4-188	.....
XH2593 .....	S4-440	S4-188	.....
XH2601 .....	S4-440	S4-188	.....
XH2631 .....	S4-440	S4-188	.....
XH2677 .....	S4-440	S4-188	.....
XH2688 .....	S4-440	S4-188	.....
XH2699B .....	.....	S4-188	.....
XH2707B .....	.....	S4-188	.....
XH2732,2733,2734	.....	S4-188	.....
XH2745 .....	.....	S4-188	.....
XH2799,S .....	.....	S4-188	.....
XH2801,2802,2803	.....	S4-188	.....
XH2823,S .....	.....	S4-188	.....
XH2838,2839,S ..	S4-440	S4-188	.....
XH2842,2843,S ..	S4-440	S4-188	.....
XH2845,B,C,D ..	S4-440	S4-188	.....
XH2845,S .....	S4-440	S4-188	.....
XH2904 .....	S4-440	S4-188	.....
XH3000,3001 .....	S4-440	S4-188	.....
XHD-3100 .....	S4-440	S4-188	.....
XHD-3200 .....	S4-440	S4-188	.....
XHD2134 .....	S4-440	S4-188	.....
XHD2192,B .....	S4-440	S4-188	.....
XHD2263 .....	S4-440	S4-188	.....
XHD2289 .....	S4-440	S4-188	.....
XHD2291B .....	S4-440	S4-188	.....
XHD2301 .....	S4-440	S4-188	.....
XHD2358 .....	S4-440	S4-188	.....
XHD2600 .....	S4-440	S4-188	.....
XHD2655,2656,2657	S4-440	S4-188	.....
XHD2658,2659 ..	S4-440	S4-188	.....
XHD2686 .....	S4-440	S4-188	.....
XHD2697 .....	S4-440	S4-188	.....
XHD2700 .....	S4-440	S4-188	.....
XHD2752 .....	S4-440	S4-188	.....
XHD2780,2781 ..	S4-440	S4-188	.....

MAGNETO NUMBER	POINT SET	CONDENSER	COIL
<b>XB,XH SERIES * (Cont d)</b>			
XHD2800 .....	S4-440	S4-188	.....
XHD2813 .....	S4-440	S4-188	.....
XHD2836,2837,S ..	S4-440	S4-188	.....
XHD2900 .....	S4-440	S4-188	.....
XHD3300 .....	S4-440	S4-188	.....
XHD3400 .....	S4-440	S4-188	.....
XHD3500 .....	S4-440	S4-188	.....
<b>XHE SERIES *</b>			
XHE-2701,09 .....	.....	.....	UC-14X
XHE-2729 .....	.....	.....	UC-14X
XHE-2730,31 .....	.....	.....	UC-14X
XHE-2751 .....	.....	.....	UC-14X
XHE-2768,69 .....	.....	.....	UC-14X
XHE-2770,71,72,73, 79 .....	.....	.....	UC-14X
XHE-2787 .....	.....	.....	UC-14X
XHE2670 .....	.....	.....	UC-14X
<b>XVD SERIES *</b>			
XVD2060 .....	S4-440	S4-188	.....
XVD2078,B .....	S4-440	S4-188	.....
XVD2292,B .....	S4-440	S4-188	.....
XVD2310 .....	S4-440	S4-188	.....
XVD2311 .....	S4-440	S4-188	.....
XVD2324 .....	S4-440	S4-188	.....
XVD2329 .....	S4-440	S4-188	.....
XVD2333,2334 .....	S4-440	S4-188	.....
XVD2336 .....	S4-440	S4-188	.....
XVD2339 .....	S4-440	S4-188	.....
XVD2340 .....	S4-440	S4-188	.....
XVD2341 .....	S4-440	S4-188	.....
XVD2342 .....	S4-440	S4-188	.....
XVD2343 .....	S4-440	S4-188	.....
XVD23444,2345 ..	S4-440	S4-188	.....
XVD2347 .....	S4-440	S4-188	.....
XVD2350 .....	S4-440	S4-188	.....
XVD2359 .....	S4-440	S4-188	.....
XVD2360 .....	S4-440	S4-188	.....
XVD2397,2398 .....	S4-440	S4-188	.....
XVD2454 .....	S4-440	S4-188	.....
XVD2777 .....	S4-440	S4-188	.....
XVD2791 .....	S4-440	S4-188	.....
XVD2792 .....	S4-440	S4-188	.....
<b>XVE SERIES *</b>			
X11307,308,309 ..	S4-440	S4-188	UC-14X
X11615,11616 .....	S4-440	S4-188	UC-14X
X11798,11799 .....	S4-440	S4-188	UC-14X
X11810 .....	S4-440	S4-188	UC-14X
X13308;13309 .....	S4-440	S4-188	UC-14X
X13716 .....	S4-440	S4-188	UC-14X

(continued on next column)



**AC147**  
 MERCUISER: 803149  
 PLEASURECRAFT: R084003  
 VOLVO PENTA: 3843751  
 Mercruiser ..... 95-07  
 Volvo Penta ..... 97-07  
**IDLE SPEED CONTROL MOTOR**



**AC423**  
 MERCUISER: 862998  
 Mercruiser ..... 96-07  
**IDLE SPEED CONTROL MOTOR**



**AC5**  
 MERCUISER: 805224A1  
 Mercruiser ..... 87-02  
**IDLE SPEED CONTROL MOTOR**



**AC508**  
 SUZUKI: 1813752D00  
 Suzuki ..... 93-02  
**IDLE SPEED CONTROL MOTOR**



**AC6**  
 OMC: 3855194  
 VOLVO PENTA: 3855194  
 OMC ..... 95-98  
 Volvo Penta ..... 94-07  
**IDLE SPEED CONTROL MOTOR**



**AL-118X**  
 CHRYSLER: 1818757, 3420600  
 Indmar ..... 1979  
 Marine Power Systems ..... 78-83  
 Mercruiser ..... 75-78  
 OMC ..... 73-79  
**DISTRIBUTOR CONDENSER**



**AL-153**  
 CHRYSLER: 1658535  
 Indmar ..... 1979  
 Marine Power Systems ..... 78-81  
 Mercruiser ..... 75-78  
 OMC ..... 73-79  
**DISTRIBUTOR ROTOR**



**AL-171**  
 MERCUISER: 3929089T  
 OMC: 3853801  
 VOLVO PENTA: 3853801  
 Mercruiser ..... 83-97  
 OMC ..... 80-98  
 Volvo Penta ..... 80-05  
**DISTRIBUTOR ROTOR**



**AL-176**  
 OMC: 982880  
 OMC ..... 86-96  
**DISTRIBUTOR ROTOR**



**AL-183**  
 MERCUISER: 834975  
 Marine Power Systems ..... 79-83  
 Mercruiser ..... 75-78  
 OMC ..... 1979  
 Volvo Penta ..... 80-88  
**DISTRIBUTOR ROTOR**



**AL-483**  
 VOLVO PENTA: 834975  
 Indmar ..... 1979  
 Marine Power Systems ..... 78-81  
 Mercruiser ..... 75-78  
 OMC ..... 73-79  
 Volvo Penta ..... 80-88  
**DISTRIBUTOR CAP**



**AL-487**  
 VOLVO PENTA: 841926  
 Mercruiser ..... 83-84  
 OMC ..... 86-95  
 Volvo Penta ..... 81-93  
**DISTRIBUTOR CAP**



**AL-488**  
 OMC: 3853815  
 VOLVO PENTA: 3853815  
 Marine Power Systems ..... 81-83  
 Mercruiser ..... 75-78  
 OMC ..... 80-98  
 Volvo Penta ..... 80-05  
**DISTRIBUTOR CAP**



**AL-5486XP**  
 Indmar ..... 1979  
 Marine Power Systems ..... 78-80  
**CONTACT SET (POINTS)**



**AL-5677XM**  
 Indmar ..... 1979  
 Marine Power Systems ..... 78-83  
 Mercruiser ..... 75-78  
 OMC ..... 73-79  
**CONTACT SET (POINTS)**



**AL-5677XP**  
 CHRYSLER: 2084639, 2421173  
 MERCUISER: 392898253005  
 VOLVO PENTA: 835705  
 Mercruiser ..... 75-97  
 OMC ..... 81-90  
 Volvo Penta ..... 80-93  
**CONTACT SET (POINTS)**



**AL-99**  
 MERCUISER: 391898253029  
 PLEASURECRAFT: R103001  
 Mercruiser ..... 75-89  
 OMC ..... 76-90  
**DISTRIBUTOR ROTOR**



**AS115**  
 SUZUKI: 1859072F21  
 Suzuki ..... 02-07  
**MAP SENSOR**




**AS165**  
 MERCUISER: 864856A1  
 OMC: 3850396  
 VOLVO PENTA: 3850396  
 Mercruiser ..... 94-07  
 OMC ..... 95-98  
 Volvo Penta ..... 94-07  
**MAP SENSOR**



**AS191**  
 HONDA: 37830PGKA01  
 Honda ..... 98-07  
**MAP SENSOR**



# ILLUSTRATED PARTS GUIDE

 <p><b>AS59</b> MERCUISER: 861249A1, 881731 Mercruiser ..... 87-07 <b>MAP SENSOR</b></p>	 <p><b>DR-311X</b> Mercruiser ..... 75-78 OMC ..... 66-68 <b>DISTRIBUTOR ROTOR</b></p>	 <p><b>DR-327X</b> MERCUISER: 898253011 OMC: 3854261 VOLVO PENTA: 3854261 Mercruiser ..... 80-07 OMC ..... 80-98 Volvo Penta ..... 94-07 <b>DISTRIBUTOR ROTOR</b></p>	 <p><b>DR-38M</b> OMC: 3854002, 3854922, 3862167 OMC ..... 80-98 Volvo Penta ..... 94-07 <b>IGNITION COIL</b></p>
 <p><b>AS59</b> PLEASURECRAFT: R020036 VOLVO PENTA: 3861321 OMC ..... 96-98 Volvo Penta ..... 01-07 <b>MAP SENSOR</b></p>	 <p><b>DR-313</b> OMC ..... 64-72 <b>DISTRIBUTOR ROTOR</b></p>	 <p><b>DR-329</b> MERCUISER: 898253010 OMC: 3854549 PLEASURECRAFT: R103008 VOLVO PENTA: 3854549 Mercruiser ..... 94-07 OMC ..... 95-98 Volvo Penta ..... 94-02 <b>DISTRIBUTOR ROTOR</b></p>	 <p><b>DR-437</b> MERCUISER: 3939459Q1 Mercruiser ..... 75-89 OMC ..... 64-86 <b>DISTRIBUTOR CAP</b></p>
 <p><b>AX1</b> MERCUISER: 805223T VOLVO PENTA: 3854527 Mercruiser ..... 97-02 <b>AIR CHARGE TEMPERATURE SENSOR</b></p>	 <p><b>DR-314X</b> MERCUISER: 898253008 Mercruiser ..... 75-89 OMC ..... 64-86 <b>DISTRIBUTOR ROTOR</b></p>	 <p><b>DR-330</b> VOLVO PENTA: 3862014 Volvo Penta ..... 98-07 <b>DISTRIBUTOR ROTOR</b></p>	 <p><b>DR-438X</b> MERCUISER: 33765T Mercruiser ..... 80-81 OMC ..... 72-76 <b>DISTRIBUTOR CAP</b></p>
 <p><b>DR-2240X</b> MERCUISER: 34235T Mercruiser ..... 75-89 OMC ..... 64-86 <b>CONTACT SET (POINTS)</b></p>	 <p><b>DR-323X</b> MERCUISER: 898253012 OMC ..... 86-98 Volvo Penta ..... 94-07 <b>DISTRIBUTOR ROTOR</b></p>	 <p><b>DR-331X</b> MERCUISER: 898253013 PLEASURECRAFT: R103011 VOLVO PENTA: 3858977 Mercruiser ..... 96-07 Volvo Penta ..... 02-07 <b>DISTRIBUTOR ROTOR</b></p>	 <p><b>DR-442</b> OMC ..... 66-72 <b>DISTRIBUTOR CAP</b></p>
 <p><b>DR-2270XP</b> Mercruiser ..... 75-78 OMC ..... 64-72 <b>CONTACT SET (POINTS)</b></p>	 <p><b>DR-326X</b> Mercruiser ..... 94-07 <b>DISTRIBUTOR ROTOR</b></p>	 <p><b>DR-37X</b> MERCUISER: 806673T1, 898253T27 Mercruiser ..... 80-07 <b>IGNITION COIL</b></p>	 <p><b>DR-459X</b> MERCUISER: 811635T3 VOLVO PENTA: 3854260 Mercruiser ..... 80-07 OMC ..... 90-94 Volvo Penta ..... 94-07 <b>DISTRIBUTOR CAP</b></p>

# ILLUSTRATED PARTS GUIDE



**DR-460X**  
 MERCUISER: 850484T2  
 OMC: 3854331  
 VOLVO PENTA: 3854331  
 OMC ..... 86-98  
 Volvo Penta ..... 94-07  
**DISTRIBUTOR CAP**



**DR-466**  
 OMC ..... 66-68  
**DISTRIBUTOR CAP**



**DR-467**  
 OMC ..... 64-66  
**DISTRIBUTOR CAP**



**DR-468X**  
 MERCUISER: 808483T3  
 OMC: 3854548  
 PLEASURECRAFT: RA108006  
 VOLVO PENTA: 3854548  
 Mercruiser ..... 94-07  
 OMC ..... 95-98  
 Volvo Penta ..... 94-07  
**DISTRIBUTOR CAP**



**DR-474**  
 MERCUISER: 898253T22  
 PLEASURECRAFT: RA108009  
 VOLVO PENTA: 3858975  
 Mercruiser ..... 96-07  
 Volvo Penta ..... 02-07  
**DISTRIBUTOR CAP**



**DR-475**  
 MERCUISER: 898253T23  
 VOLVO PENTA: 3859019  
 Mercruiser ..... 02-07  
**DISTRIBUTOR CAP**



**DR-70X**  
 Mercruiser ..... 75-78  
 OMC ..... 66-72  
**DISTRIBUTOR CONDENSER**



**DR-90X**  
 MERCUISER: 392898253002,  
 898253003  
 Mercruiser ..... 75-78  
 OMC ..... 64-76  
**DISTRIBUTOR CONDENSER**



**FD-113**  
 OMC ..... 68-71  
**DISTRIBUTOR ROTOR**



**FD-129X**  
 MERCUISER: 3934988T2  
 Mercruiser ..... 75-89  
**DISTRIBUTOR CAP**



**FD-146**  
 OMC ..... 70-71  
**DISTRIBUTOR CAP**



**FD-168X**  
 OMC: 3854217  
 OMC ..... 92-96  
 Volvo Penta ..... 94-97  
**DISTRIBUTOR CAP**



**FD-172**  
 MERCUISER: 815407A2  
 Mercruiser ..... 85-07  
**DISTRIBUTOR CAP**



**FD-173**  
 MERCUISER: 805759T1  
 Mercruiser ..... 80-07  
**DISTRIBUTOR CAP**



**FD-307X**  
 VOLVO PENTA: 3854218  
 OMC ..... 92-96  
 Volvo Penta ..... 94-97  
**DISTRIBUTOR ROTOR**



**FD-311X**  
 MERCUISER: 65864  
 Mercruiser ..... 75-89  
**DISTRIBUTOR ROTOR**



**FD-314**  
 MERCUISER: 13524T1  
 Mercruiser ..... 80-07  
**DISTRIBUTOR ROTOR**



**FD-317**  
 MERCUISER: 13524A6  
 Mercruiser ..... 85-07  
**DISTRIBUTOR ROTOR**



**FD-471X**  
 OMC ..... 72-79  
**IGNITION COIL**


























**FD-478X**  
 VOLVO PENTA: 3854161  
 Volvo Penta ..... 1996  
**IGNITION COIL**



**FD-75X**  
 Mercruiser ..... 75-78  
**DISTRIBUTOR CONDENSER**

# ILLUSTRATED PARTS GUIDE

 <p><b>FD-78X</b> OMC ..... 68-71 <b>DISTRIBUTOR CONDENSER</b></p>	 <p><b>GB-434</b> VOLVO PENTA: 1346788 Volvo Penta ..... 88-92 <b>DISTRIBUTOR CAP</b></p>	 <p><b>KS197</b> HONDA: 30530PPLA01 Honda ..... 98-07 <b>KNOCK (DETONATION) SENSOR</b></p>	 <p><b>KS8</b> MERCUISEER: 805544T OMC: 3854512 VOLVO PENTA: 3854512 Mercuriser ..... 80-00 OMC ..... 1995 Volvo Penta ..... 89-01 <b>KNOCK (DETONATION) SENSOR</b></p>
 <p><b>FD-8182XV</b> MERCUISEER: 898253007 Mercuriser ..... 75-78 <b>CONTACT SET (POINTS)</b></p>	 <p><b>GB-436</b> VOLVO PENTA: 841263 Volvo Penta ..... 80-92 <b>DISTRIBUTOR CAP</b></p>	 <p><b>KS213</b> MARINER: 878187 MERCUISEER: 878187 MERCURY: 878187 Mariner ..... 95-00 Mercuriser ..... 96-07 Mercury ..... 91-07 <b>KNOCK (DETONATION) SENSOR</b></p>	 <p><b>LX-342</b> OMC: 986642 OMC ..... 90-94 <b>DISTRIBUTOR RELUCTOR</b></p>
 <p><b>FD-8183XV</b> OMC ..... 68-71 <b>CONTACT SET (POINTS)</b></p>	 <p><b>IH-121</b> Mercuriser ..... 75-58 <b>DISTRIBUTOR CONDENSER</b></p>	 <p><b>KS3</b> MERCUISEER: 806612T OMC: 3850357 PLEASURECRAFT: R020027 VOLVO PENTA: 3850357 Mercuriser ..... 80-07 OMC ..... 96-98 Volvo Penta ..... 02-07 <b>KNOCK (DETONATION) SENSOR</b></p>	 <p><b>LX-375</b> MERCUISEER: 811639T, 811639T OMC: 3854001 VOLVO PENTA: 3854001 Mercuriser ..... 80-07 OMC ..... 80-98 Volvo Penta ..... 94-07 <b>DISTRIBUTOR RELUCTOR</b></p>
 <p><b>FJ344</b> SUZUKI: 1571065D00 Suzuki ..... 02-07 <b>FUEL INJECTOR</b></p>	 <p><b>IH-4281XP</b> Mercuriser ..... 75-58 <b>CONTACT SET (POINTS)</b></p>	 <p><b>KS50</b> OMC: 3857478 VOLVO PENTA: 3857478 OMC ..... 96-98 Volvo Penta ..... 97-01 <b>KNOCK (DETONATION) SENSOR</b></p>	 <p><b>LX-381</b> VOLVO PENTA: 3858984 Volvo Penta ..... 02-07 <b>IGNITION CONTROL MODULE</b></p>
 <p><b>FJ459</b> MERCUISEER: 885176 Mercuriser ..... 02-07 <b>FUEL INJECTOR</b></p>	 <p><b>KS102</b> HONDA: 30530P8FA01 Honda ..... 02-07 <b>KNOCK (DETONATION) SENSOR</b></p>	 <p><b>KS7</b> OMC: 3854905 OMC ..... 86-98 Volvo Penta ..... 94-07 <b>KNOCK (DETONATION) SENSOR</b></p>	 <p><b>GB-324</b> VOLVO PENTA: 243903 Volvo Penta ..... 80-92 <b>DISTRIBUTOR ROTOR</b></p>
 <p><b>FJ459</b> MERCUISEER: 885176 Mercuriser ..... 02-07 <b>FUEL INJECTOR</b></p>	 <p><b>KS112</b> VOLVO PENTA: 3861301 Volvo Penta ..... 01-07 <b>KNOCK (DETONATION) SENSOR</b></p>	 <p><b>KS50</b> OMC: 3857478 VOLVO PENTA: 3857478 OMC ..... 96-98 Volvo Penta ..... 97-01 <b>KNOCK (DETONATION) SENSOR</b></p>	 <p><b>GB-348</b> VOLVO PENTA: 1346787 Volvo Penta ..... 88-92 <b>DISTRIBUTOR ROTOR</b></p>

# ILLUSTRATED PARTS GUIDE



**LX-384**  
 MERCUISER: 3854003, 811637,  
 811637002, 811637T  
 Mercruiser ..... 80-07  
 OMC ..... 80-98  
 Volvo Penta ..... 94-07  
**IGNITION CONTROL MODULE**



**LX-756**  
 VOLVO PENTA: 3863130  
 Volvo Penta ..... 02-07  
**DISTRIBUTOR PICK-UP ASSY**



**LX-801**  
 Mercruiser ..... 75-78  
 OMC ..... 72-73  
**ELECTRONIC IGN CONVERSION KIT**



**LX-802**  
 Mercruiser ..... 75-78  
 OMC ..... 73-79  
**ELECTRONIC IGN CONVERSION KIT**



**LX-901**  
 OMC ..... 1964  
**ELECTRONIC IGN CONVERSION KIT**



**MY-100**  
 VOLVO PENTA: 835308  
 Mercruiser ..... 75-78  
 OMC ..... 65-79  
**DISTRIBUTOR CONDENSER**



**MY-201XP**  
 MERCUISER: 391898253004  
 Mercruiser ..... 75-78  
 OMC ..... 65-90  
**CONTACT SET (POINTS)**



**MY-302**  
 OMC ..... 65-79  
**DISTRIBUTOR ROTOR**



**MY-406**  
 MERCUISER: 3915075Q1  
 Mercruiser ..... 75-89  
 OMC ..... 76-79  
**DISTRIBUTOR CAP**



**MY-407**  
 OMC: 835310  
 OMC ..... 65-79  
 Volvo Penta ..... 80-90  
**DISTRIBUTOR CAP**



**MY-409**  
 OMC: 985218  
 OMC ..... 87-90  
**DISTRIBUTOR CAP**



**PC-123**  
 MERCUISER: 864297001  
 VOLVO PENTA: 3858979  
 Mercruiser ..... 96-07  
 Volvo Penta ..... 02-07  
**CRANKSHAFT SENSOR**



**PC-269**  
 MERCUISER: 892617  
 PLEASURECRAFT: R020034  
 VOLVO PENTA: 3808516  
 Mercruiser ..... 01-07  
 Volvo Penta ..... 01-07  
**CRANKSHAFT SENSOR**



**PC-340**  
 MERCUISER: 881666  
 PLEASURECRAFT: R020035  
 VOLVO PENTA: 3861323  
**CAMSHAFT SENSOR**



**PC-341**  
 VOLVO PENTA: 3859082  
 Volvo Penta ..... 01-07  
**CAMSHAFT SENSOR**



**PC-376**  
 HONDA: 37500PNB003  
 Honda ..... 2007  
**CAMSHAFT SENSOR**



**PC-610**  
 HONDA: 37510PNB003  
 Honda ..... 04-07  
**CAMSHAFT SENSOR**



**PC-620**  
 MERCUISER: 892615001  
 PLEASURECRAFT: R020035A  
 Mercruiser ..... 01-07  
**CAMSHAFT SENSOR**



**PR-160**  
 MERCUISER: 892681  
 Mercruiser ..... 01-07  
**FUEL PRESSURE REGULATOR**



**PR-203**  
 MERCUISER: 885174  
 Mercruiser ..... 96-07  
**FUEL PRESSURE REGULATOR**

# ILLUSTRATED PARTS GUIDE



**PR223**  
 MERCUISER: 802630T01  
 Mercruiser ..... 95-00  
**FUEL PRESSURE REGULATOR**



**PS-12X**  
 OMC: 3852215  
 VOLVO PENTA: 3852215  
 OMC ..... 80-98  
 Volvo Penta ..... 89-07  
**OIL PRESSURE LIGHT SWITCH**



**PS-203**  
 PLEASURECRAFT: R020001  
 OMC ..... 80-98  
 Volvo Penta ..... 94-97  
**OIL PRESSURE GAUGE SWITCH**



**PS-219**  
 MERCUISER: 815425T  
 OMC: 3857532  
 VOLVO PENTA: 3857532  
 Mercruiser ..... 80-07  
 OMC ..... 80-98  
 Volvo Penta ..... 80-07  
**OIL PRESSURE GAUGE SWITCH**



**PS-377**  
 VOLVO PENTA: 872064  
 Volvo Penta ..... 89-07  
**OIL PRESSURE GAUGE SWITCH**



**RY-282**  
 MERCUISER: 865202T  
 PLEASURECRAFT: R130011A,  
 R130012  
 Mercruiser ..... 96-02  
**STARTER RELAY**



**RY-818**  
 SUZUKI: 3886076F01  
 Suzuki ..... 01-07  
**STARTER RELAY**



**S9-411X**  
 EVINRUDE: 580148  
 Evinrude ..... 85-90  
**CONTACT SET (POINTS)**



**S9-444**  
 OMC ..... 62-66  
**CONTACT SET (POINTS)**



**S9-620**  
 EVINRUDE: 582106  
 JOHNSON: 582106  
 Evinrude ..... 80-87  
 Johnson ..... 80-85  
**IGNITION COIL**



**S9-621**  
 EVINRUDE: 583740  
 JOHNSON: 583740  
 Evinrude ..... 80-01  
 Johnson ..... 80-06  
**IGNITION COIL**



**SS-200X**  
 MERCUISER: 33261  
 Mercruiser ..... 80-89  
**STARTER SOLENOID**



**SS-251X**  
 VOLVO PENTA: 3853869, 3853869  
 OMC ..... 80-97  
 Volvo Penta ..... 94-07  
**STARTER SOLENOID**



**SS-603**  
 EVINRUDE: 395419, 395419  
 JOHNSON: 395419, 395419  
 Evinrude ..... 80-89  
 Johnson ..... 85-94  
**STARTER SOLENOID**



**SS-610**  
 MARINER: 8996054, 8996054  
 Mariner ..... 80-00  
**STARTER SOLENOID**



**TH149**  
 MERCUISER: 853678T  
 VOLVO PENTA: 3857487  
 Mercruiser ..... 95-07  
 Volvo Penta ..... 97-07  
**THROTTLE POSITION SENSOR (TPS)**



**TH42**  
 MERCUISER: 805226A1  
 OMC: 3855184  
 VOLVO PENTA: 3855184  
 Mercruiser ..... 87-02  
 OMC ..... 96-98  
 Volvo Penta ..... 94-07  
**THROTTLE POSITION SENSOR (TPS)**



**TH47**  
 MERCUISER: 803148  
 OMC: 3855296  
 VOLVO PENTA: 3855296  
 Mercruiser ..... 97-07  
 OMC ..... 95-98  
 Volvo Penta ..... 95-01  
**THROTTLE POSITION SENSOR (TPS)**



**TJ11**  
 OMC: 3855182  
 VOLVO PENTA: 3855182  
 OMC ..... 96-98  
 Volvo Penta ..... 94-07  
**FUEL INJECTOR**



**TJ17**  
 MERCUISER: 852956A1  
 VOLVO PENTA: 3858941  
 Mercruiser ..... 87-02  
**FUEL INJECTOR**

# ILLUSTRATED PARTS GUIDE

 <p><b>TS-124</b> VOLVO PENTA: 3862500 Volvo Penta ..... 94-07 <b>EXHAUST GAS TEMPERATURE SENSOR</b></p>	 <p><b>UC-12X</b> CHRYSLER: 2495531 MERCUISER: 898253T24 Indmar ..... 1979 Mercruiser ..... 75-97 OMC ..... 80-97 Volvo Penta ..... 81-88 <b>IGNITION COIL</b></p>	 <p><b>UF-442</b> HONDA: 30500881732 Honda ..... 80-05 <b>IGNITION COIL</b></p>	 <p><b>UF-50</b> VOLVO PENTA: 3287677 Volvo Penta ..... 88-92 <b>IGNITION COIL</b></p>
 <p><b>TS-509</b> VOLVO PENTA: 872066 Volvo Penta ..... 98-07 <b>COOLANT TEMPERATURE SENSOR</b></p>	 <p><b>UF-192</b> MERCUISER: 392881732 PLEASURECRAFT: R117012 VOLVO PENTA: 3861267 <b>IGNITION COIL</b></p>	 <p><b>UF-443</b> HONDA: 30500ZV0023 Honda ..... 80-97 <b>IGNITION COIL</b></p>	 <p><b>UF-581</b> HONDA: 30520PWC003 Honda ..... 2007 <b>IGNITION COIL</b></p>
 <p><b>TS-567</b> OMC: 3852029 VOLVO PENTA: 3852029 OMC ..... 80-98 Volvo Penta ..... 80-07 <b>COOLANT TEMPERATURE SENSOR</b></p>	 <p><b>UF-447</b> HONDA: 30500ZV7003 Honda ..... 91-05 <b>IGNITION COIL</b></p>	 <p><b>4100M</b> MERCUISER: 815297A39 Mercruiser ..... 80-89 <b>UNIVERSAL SINGLE LEAD</b></p>	<p><b>4402M</b> MERCUISER: 816761Q5, 813720A5 OMC: 503748 Mercruiser ..... 80-97 OMC ..... 80-93 <b>SPARK PLUG WIRE SET</b></p>
 <p><b>TX3</b> MERCUISER: 805218T OMC: 3850397 VOLVO PENTA: 3850397 Mercruiser ..... 94-07 OMC ..... 86-98 Volvo Penta ..... 94-07 <b>COOLANT TEMPERATURE SENSOR</b></p>	 <p><b>UF-271</b> MERCUISER: 392889925 VOLVO PENTA: 3859078 Mercruiser ..... 01-07 Volvo Penta ..... 01-07 <b>IGNITION COIL</b></p>	 <p><b>UF-449</b> HONDA: 30500ZW5003 Honda ..... 98-07 <b>IGNITION COIL</b></p>	<p><b>4403M</b> OMC: 503749 OMC ..... 90-97 <b>SPARK PLUG WIRE SET</b></p>
 <p><b>TX6</b> OMC: 3854159 VOLVO PENTA: 3854159 OMC ..... 92-96 Volvo Penta ..... 94-97 <b>COOLANT TEMPERATURE SENSOR</b></p>	 <p><b>UF-311</b> HONDA: 30520PNA007 Honda ..... 98-07 <b>IGNITION COIL</b></p>	 <p><b>UF-450</b> HONDA: 30510ML4023 Honda ..... 96-07 <b>IGNITION COIL</b></p>	<p><b>4404M</b> MERCUISER: 816761Q13 VOLVO PENTA: 3851815-5 Mercruiser ..... 80-89 Volvo Penta ..... 94-07 <b>SPARK PLUG WIRE SET</b></p>
<p><b>UF-441</b> HONDA: 30310ZW5003 Honda ..... 98-07 <b>MAGNETO COIL</b></p>		 <p><b>UF-456</b> HONDA: 30520ZY3003 Honda ..... 02-07 <b>IGNITION COIL</b></p>	<p><b>4405M</b> VOLVO PENTA: 875571 Volvo Penta ..... 80-92 <b>SPARK PLUG WIRE SET</b></p>
		 <p><b>UF-459</b> HONDA: 30550ZW5003 Honda ..... 98-07 <b>IGNITION COIL</b></p>	<p><b>4406M</b> Mercruiser ..... 83-85 <b>SPARK PLUG WIRE SET</b></p> <p><b>4407M</b> MERCUISER: 816761Q6 Mercruiser ..... 80-88 <b>SPARK PLUG WIRE SET</b></p> <p><b>4409M</b> MERCUISER: 816761Q14 Mercruiser ..... 80-07 <b>SPARK PLUG WIRE SET</b></p>


<p><b>4410M</b> VOLVO PENTA: 876078 Volvo Penta ..... 88-92 <b>SPARK PLUG WIRE SET</b></p> <hr/> <p><b>4601M</b> OMC: 503751 OMC ..... 90-94 <b>SPARK PLUG WIRE SET</b></p> <hr/> <p><b>4603M</b> MERCUISER: 816761Q7 OMC: 503750 Mercruiser ..... 83-84 OMC ..... 81-94 <b>SPARK PLUG WIRE SET</b></p> <hr/> <p><b>4606M</b> MERCUISER: 863656A2 Mercruiser ..... 02-07 <b>SPARK PLUG WIRE SET</b></p> <hr/> <p><b>4607M</b> MERCUISER: 816761Q16 Mercruiser ..... 85-07 <b>SPARK PLUG WIRE SET</b></p> <hr/> <p><b>4609M</b> VOLVO PENTA: 3851816-3 Volvo Penta ..... 94-07 <b>SPARK PLUG WIRE SET</b></p> <hr/> <p><b>4804M</b> OMC: 84-816761Q13 OMC ..... 80-81 <b>SPARK PLUG WIRE SET</b></p> <hr/> <p><b>4805M</b> VOLVO PENTA: 3857168 OMC ..... 87-91 Volvo Penta ..... 80-97 <b>SPARK PLUG WIRE SET</b></p> <hr/> <p><b>4806M</b> OMC ..... 89-92 <b>SPARK PLUG WIRE SET</b></p> <hr/> <p><b>4809M</b> VOLVO PENTA: 503754, 3851817 Volvo Penta ..... 94-97 <b>SPARK PLUG WIRE SET</b></p> <hr/> <p><b>4810M</b> MERCUISER: 816761Q17, 816761Q3 Mercruiser ..... 80-07 <b>SPARK PLUG WIRE SET</b></p> <hr/> <p><b>4811M</b> MERCUISER: 816608Q81 Mercruiser ..... 97-07 <b>SPARK PLUG WIRE SET</b></p> <hr/> <p><b>4812M</b> VOLVO PENTA: 3857169 Volvo Penta ..... 97-01 <b>SPARK PLUG WIRE SET</b></p> <hr/>	<p><b>4813M</b> MERCUISER: 816761Q9 VOLVO PENTA: 3851821 Mercruiser ..... 80-89 Volvo Penta ..... 89-97 <b>SPARK PLUG WIRE SET</b></p> <hr/> <p><b>4814M</b> MERCUISER: 863656A1, 868656A1 Mercruiser ..... 96-07 <b>SPARK PLUG WIRE SET</b></p> <hr/> <p><b>4816M</b> MERCUISER: 816608Q68 Mercruiser ..... 94-00 <b>SPARK PLUG WIRE SET</b></p> <hr/> <p><b>4817M</b> MERCUISER: 816608Q83 Mercruiser ..... 87-02 <b>SPARK PLUG WIRE SET</b></p> <hr/> <p><b>4819M</b> MERCUISER: 816608Q70 Mercruiser ..... 1998 <b>SPARK PLUG WIRE SET</b></p> <hr/> <p><b>4820M</b> MERCUISER: 881698 Mercruiser ..... 01-07 <b>SPARK PLUG WIRE SET</b></p> <hr/> <p><b>4821M</b> OMC: 503753 VOLVO PENTA: 3851818-9 OMC ..... 80-94 Volvo Penta ..... 89-97 <b>SPARK PLUG WIRE SET</b></p> <hr/> <p><b>4822M</b> VOLVO PENTA: 3888326 Volvo Penta ..... 98-07 <b>SPARK PLUG WIRE SET</b></p> <hr/> <p><b>4823M</b> VOLVO PENTA: 3851819-7 Volvo Penta ..... 92-05 <b>SPARK PLUG WIRE SET</b></p> <hr/> <p><b>4824M</b> VOLVO PENTA: 3888328 Volvo Penta ..... 03-07 <b>SPARK PLUG WIRE SET</b></p> <hr/> <p><b>4825M</b> VOLVO PENTA: 3851820-5, 3851820 Volvo Penta ..... 94-02 <b>SPARK PLUG WIRE SET</b></p> <hr/> <p><b>4826M</b> VOLVO PENTA: 3861295 Volvo Penta ..... 01-07 <b>SPARK PLUG WIRE SET</b></p> <hr/> <p><b>4827M</b> MERCUISER: 816608Q61, 816761Q4 Mercruiser ..... 80-97 <b>SPARK PLUG WIRE SET</b></p> <hr/>	
--	--	--



**BR-26**  
CIRCUIT BREAKER - Universal, 60 Amp.



**BR-27**  
CIRCUIT BREAKER - Universal, 60 Amp.



**CO-107**  
RELAY - 6 Volt. Farm, Industrial & Marine



**CO-109**  
RELAY - 6 Volt. Farm, Industrial & Marine



**DS-116**  
TOGGLE SWITCH - 2 position, single pole, single throw. UL approved. Mounting stem dia. 15/32" length 3/8". Rating: 125 Volts 10 Amp. - 250 Volts 5 Amp.



**DS-120**  
PUSH-PULL SWITCH - Heavy duty, 2 position, single pole, single throw, Push-Pull switch. With knob and 3 screw terminals. Mounting stem dia. 7/16", length 1/2". Rating: 6 Volts 30 Amp. - 12 Volts 15 A



**DS-121**  
PUSH-PULL SWITCH - 6 Volt, 3 positions, 5 terminals. Equipped with 30 Amp. fuse. Mounting stem dia. 7/16"



**DS-122**  
TOGGLE SWITCH - 2 position, single pole, single throw. Underwriters approved. With 2 screw terminals. Mounting stem dia. 1/2" length 1/2". Rating: 125 Volts 6 Amp. - 250 Volts 3 Amp.



**DS-123**  
PUSH-PULL SWITCH - Single pole, single throw. Pull-{ON}, Push-{OFF} switch. With large plastic knob, and 2 screw terminals. Mounting stem dia. 15/32", length 1/2". Rating: 6 Volts 20 Amp. - 12 Volts



**DS-126**  
TOGGLE SWITCH - Heavy duty, 2 position, single pole, single throw With {OFF-ON} face plate and 2 screw terminals. Mounting stem dia. 15/32", length 3/8". Rating: 6 Volts 35 Amp.



**DS-128**  
TOGGLE SWITCH - Single pole, double throw, {ON- OFF-ON}. Underwriters approved. Mounting stem dia. 15/32", length 1/2". Rating: 125 Volts 15 Amp. - 250 Volts 10 Amp. 3/4 H.P. 120-240 Volts AC.



**DS-133**  
PUSH-PULL SWITCH - w/ plastic knob, ceramic base, & 2 screw term. Mounting stem dia. 15/32", length 1/2". Rating: 6 Volts 35 Amp. - 12 Volts, 20 Amp.



**DS-1330**  
PUSH-PULL SWITCH - Green Illuminated



**DS-1331**  
PUSH-PULL SWITCH - Red Illuminated



**DS-1332**  
ROCKER SWITCH - Black {ON-OFF} twin circuit 20 Amp.



**DS-1333**  
ROCKER SWITCH - Illuminated {ON-OFF}. Includes interchangeable colors and icons (defroster, headlamps, fog lamps, running lights). 20 Amp, 12 Volt.



**DS-1334**  
ROCKER SWITCH - Oval LED Illuminated amber. Round hole 16 Amp, 12 Volt.



**DS-1335**  
ROCKER SWITCH - Oval LED Illuminated green. Round hole 16 Amp, 12 Volt.



**DS-1336**  
ROCKER SWITCH - Oval LED Illuminated red. Round hole 16 Amp, 12 Volt.



**DS-1337**  
ROCKER SWITCH - Oval Spot illuminated. 16 Amp, 12 Volt. Round hole fitting.



**DS-1338**  
ROCKER SWITCH - Electric window/aerial switch, with 5 Blad terminals.



**DS-1339**  
TOGGLE SWITCH - {ON-OFF} Black. With waterproof cover 2 blade term, 20 Amp.



**DS-135**  
PUSH-PULL SWITCH - 12 Volt. 3 position, 5 term. 15 Amp. fuse. Mounting stem dia. 7/16"





**DS-167**  
TOGGLE SWITCH - Heavy duty, zinc diecast. 2 position, single pole, single throw switch, w/ {ON-OFF} face plate. Mounting stem dia. 15/32", length 3/8". Rating: 12-24 Volts 50 Amp.



**DS-175**  
PUSH-PULL SWITCH - Heavy duty. 6-28 Volts D.C., 75 Amp., single pole, single throw, {OFF-ON}. Bakelite body, chrome metal knob, copper term. with brass screws. Mounting stem dia. 1



**DS-184**  
TOGGLE SWITCH - 2 position, single pole, single throw. Furnished with 6" lead wires. Mounting stem dia. 15/32", length 5/8". Rating: 125 Volts 6 Amp. - 250 Volts 3 Amp.



**DS-191**  
TOGGLE SWITCH - 2 position, zinc diecast, single pole, single throw with {OFF-ON} face plate. Heavy terminals & chrome handle. Mounting stem dia. 15/32", length 15/32". Rating: 12-24 Volts 50 Amp.



**DS-192**  
TOGGLE SWITCH - Zinc diecast, single pole, single throw with {OFF-ON} face plate, three 1/4" wide male blade and chrome handle. 30 Amp. fuse. Mounting stem dia. 15/32", length 15/32". Rating: 12-24 V



**DS-193**  
TOGGLE SWITCH - Zinc diecast, single pole, double throw, with {ON-OFF-ON} 3 heavy copper screw term. & chrome plated handle. Mounting stem dia. 15/32", length 15/32". Rating: 12-24 Volts 50 A



**DS-194**  
TOGGLE SWITCH - 3 position, zinc diecast, single pole, double throw. Momentary {ON}, normally {OFF}. w/ 3 heavy copper screw term. & chrome handle. Mounting stem dia. 15/32", len 15/32". Rating: 12-2



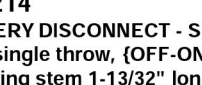
**DS-207**  
TOGGLE SWITCH - Single pole, double throw, 2 Position {ON-ON}, 3 heavy duty screw terminals. Mounting stem dia. 15/32", len 15/32". Rating: 12-24 Volts 50 Amp.



**DS-208**  
TOGGLE SWITCH - Double pole, double throw, 3 Position {ON-CENTER OFF - ON}, 6 heavy duty screw terminals. Mounting stem dia. 15/32", length 15/32". Rating: 125 Volts 15 Amp. 250 Volts 10 Amp.



**DS-214**  
BATTERY DISCONNECT - Single pole, single throw, {OFF-ON}. Mounting stem 1-13/32" long, 3/4" diam. Overall len 4-7/8", dia 2-5/8". 180 Amp. Cont. duty, 1000 Amp., 20 sec. ON 5 min.



**DS-214**  
BATTERY DISCONNECT - Single pole, single throw, {OFF-ON}. Mounting stem 1-13/32" long, 3/4" diam. Overall len 4-7/8", dia 2-5/8". 180 Amp. Cont. duty, 1000 Amp., 20 sec. ON 5 min.



**DS-226**  
TOGGLE SWITCH - 2 position {ON-OFF}. w/ 4 screw term. Mounting stem dia, 5/16", length 5/16". Rating: 12 Volts DC 35 Amp. 125 Volts, 20 Amp. 250 Volts 10 Amp.



**DS-227**  
TOGGLE SWITCH - 3 position {ON-OFF} switch with three 1/4" male blade term. Mount stem dia. 5/16", len. 5/16". Rating: 12 Volts DC 35 Amp. 125 Volt 20 Amp. 250 Volts 10 Amp.



**DS-230**  
PUSH-PULL SWITCH - 2 position. With brass stem, waterproof body and supplied with 12" leads. Mounting stem dia. 3/8", length 1-1/4".



**DS-234**  
PUSH-PULL SWITCH - 6 Volt, HD, 2 position {ON-OFF} 3 screw term. with 10 Amp. & 20 Amp.



**DS-238**  
TOGGLE SWITCH - Position {OFF} - {ON}. w/face plate, 2 screw term. Rating: 125 Volts, 20 Amp. 250 Volts, 10 Amp.



**DS-246**  
MOMENTARY PUSH BUTTON SWITCH - Normally {OFF} momentary {ON}. Mount. stem 15/32", 9/16" long. 125 Volts at 6 Amp. 250 Volts at 3 Amp 3 Amp.



**DS-247**  
MASTER DISCONNECT - Double pole, single throw, w/ O-Ring seal - weather proof. Mounting stem 3/4" dia. 17/32" long. CAUTION: Disconnect Alt. field circuit before disconnecting battery.



**DS-248**  
MASTER DISCONNECT - Double pole, two positions: Off-On Two 3/8" x 24 term. & two 10/32" field term. Mounting stem 3/4" dia, 25/32" long.



**DS-249**  
MASTER DISCONNECT - with lock cyl. & keys. Single pole, single throw. Heavy duty 2 position, {ON - OFF}. Keys are removable in {OFF} position only. Rating: 175 Amp. continuous - 800 Amp. intermitt



**DS-261**  
MOMENTARY PUSH BUTTON SWITCH - Heavy duty for horn, siren or similar applications. Molded high dielectric insulation with protective barrier between term. Mounting stem 5/8" diameter, 1-3/8" long.



**DS-263**  
PUSH-PULL SWITCH - Heavy duty. SPST, with chrome knob, two screw term, with silver contacts. Mounting stem 1/2" dia, 5/8" long. Rating 12 Volts, 10 Amps.



**DS-269**  
**PUSH-PULL SWITCH** - Circuit maintained until button is pushed and released. 2 spade term. Volts A.C.; 35 Amp. 12 Volts D.C. Mounting stem dia 15/32", length 9/16". Rating: 10 Amp 250 Volts A.C.; 15 Am



**DS-270**  
**TOGGLE SWITCH** - 3 position, {ON} - {OFF} - momentary - ON}. Double pole, double throw, with 6 term. Thermoplastic housing with Neoprene seal. Rating: 12 Volts 10 Amps.



**DS-271**  
**TOGGLE SWITCH** - 3 position, {ON} - {OFF} - {ON}, double pole, double throw. Mounting stem 15/32" dia, 3/8" long. Handle 5/8" long. Thermoplastic housing with Neoprene seal. Rating: 12 Volts 10 Amp.



**DS-30**  
**PUSH-PULL SWITCH** - 2 position, single pole, single throw. w/ metal knob and 2 screw term. Mount stem dia. 5/16", length 1/2". Rating: 6 Volts 15 Amp.



**DS-310**  
**TOGGLE SWITCH** - 2 position, plastic With 2 screw term. Rating: 12 Volts, 10 Amp.



**DS-311**  
**TOGGLE SWITCH** - 3 position. 12 volts DC, 10 Amp.



**DS-312**  
**TOGGLE SWITCH** - Non-illuminated momentary {ON} 12 volts DC, 10 Amp.



**DS-313**  
**TOGGLE SWITCH** - Illuminated Red, 2 position, {ON-OFF}, blade terminals. Rating: 12 Volts, 20 Amp.



**DS-314**  
**TOGGLE SWITCH** - Illuminated Amber, 2 position {ON-OFF}, blade terminals. Rating: 12 Volts, 20 Amp.



**DS-315**  
**TOGGLE SWITCH** - Illuminated Blue, 2 position {ON-OFF}, blade terminals. Rating: 12 Volts, 20 Amp.



**DS-316**  
**TOGGLE SWITCH** - Illuminated Green, 2 position {ON-OFF}, blade terminals. Rating: 12 Volts, 20 Amp.



**DS-317**  
**ROCKER SWITCH** - Illuminated Amber, position {OFF} - {ON}, blade terminals Rating: 12 Volts, 16 Amp.



**DS-318**  
**ROCKER SWITCH** - Illuminated Yellow 2 position {OFF} - {ON}, Rating: 12 Volts, 16 Amp.



**DS-319**  
**ROCKER SWITCH** - Illuminated Blue, 2 position {OFF} - {ON}, Rating: 12 Volts, 16 Amp.



**DS-320**  
**ROCKER SWITCH** - Illuminated Green, 2 position {ON-OFF}, blade terminals. Rating: 12 Volts, 16 Amp.



**DS-325**  
**PROTECTION COLLAR** or safety bezel with 5/8" x 32 thread. Weather resistant and can be used with Marine switches, {UM34}, {UM35} and {UM40}.



**DS-333**  
**TOGGLE SWITCH** - 2 position, {ON} - {OFF}. SPST with 2 brass term. Thermoplastic housing with Neoprene seal. Rating: 28 Volts DC, 15 Amp.



**DS-334**  
**TOGGLE SWITCH** - {ON} - {OFF} - {ON}. SPST with 3 brass term. Thermoplastic housing with Neoprene seal. Rating: 28 Volts DC, 15 Amp.



**DS-335**  
**TOGGLE SWITCH** - 3 position, momentary {ON} - {OFF} momentary {ON}. SPDT with 3 brass term. Thermoplastic housing with Neoprene seal. Rating: 28 Volts DC, 15 Amp.



**DS-336**  
**TOGGLE SWITCH** - 2 position, {ON} - {ON}. SPST with 3 brass term. Thermoplastic housing with Neoprene seal. Rating: 28 Volts DC, 15 Amp.



**DS-506**  
**ROCKER SWITCH** - Fits panels .093" (2.36mm) to .187: (4.75mm) thick. Fits rocker switch brackets {DS-513} and {DS-514}. {ON - OFF - ON} Function. 6 Blade term. Black plastic housing, bezel and actuator



**DS-507**  
**ROCKER SWITCH** - 4 Blade terminals. Dual pilot light.



**DS-508**  
TOGGLE SWITCH - Illuminated . Mounting stem 15/32"-32 thread, 3/8" long. Screw term 6-32 thread. Blade term 1/4" wide. Rating: 12 Volts D.C. 15 Amps. lamp load 35 Amps. inductive load {ON-OFF}.



**DS-509**  
TOGGLE SWITCH - 5 Blade terminals. {ON} - {OFF} - {ON} Function.



**DS-510**  
TOGGLE SWITCH - Seal (Boot) Covers entire toggle handle Fits standard handles up to 11/16" long.



**DS-511**  
BLOWER & IGNITION SWITCH - Four Positions: {OFF} - Blower - Blower & Ignition - Ignition. Two 12 gauge and two 18 gauge insulated copper leads, 18" long. Brass mounting stem 1/2" Dia., 1 1/2" long.



**DS-513**  
ROCKER SWITCH BRACKET - End Section



**DS-514**  
ROCKER SWITCH BRACKET - Center Section



**DS-515**  
ROCKER SWITCH BRACKET - Plug Snap in .96" wide; 1.91" high bracket hole plug.



**DS-516**  
ROCKER SWITCH - Same as {DS-506}. 3 Blade terminals, {MOM. ON - OFF - MOM. ON} function.



**DS-517**  
ROCKER SWITCH - {OFF - ON} function, 4 Blade terminals Fits Panels .093" (2.36mm) to .187" (4.75mm) thick. Fits Rocker Switch Bracket Nos. {DS-513} and {DS-514}.



**DS-518**  
ROCKER SWITCH - Illuminated. 3 Blade Terminals



**DS-519**  
ROCKER SWITCH - Same as {DS-516}. {OFF - MON. ON} position, 2 Blade terminals, weatherproof housing, non-glare matte finish.



**DS-521**  
BUTTON COVER. Snap over face nut.



**FH-1**  
FUSE HOLDER - In-Line with 14 gauge leads for 20 Amp. fuse.



**FH-10**  
FUSE HOLDER - Use with SFE 20 Amp. or 3 AG series fuses.



**FH-11**  
FUSE BLOCK - w/Buss Bar. Six gang. For use with SFE 20 Amp. or 3 AG series fuses.



**FH-12**  
FUSE HOLDER - Flat type with 14 gauge wire and 20 Amp. blade type fuse.



**FH-13**  
FUSE BLOCK - 30 Amps, 6 gangs. Gangs separate for single gang use. One 1/8" mounting hole in each gang. One piece term-fuse clip design eliminates heat build-up.



**FH-14**  
FUSE BLOCK - 12 gangs. Use up to 12, 30 Amp. fuses. Breakaway gangs easily separate for single gang use. Has one 1/8" mounting hole in each gang. One piece terminal clip design reduces heat.



**FH-15**  
FUSE HOLDER - Flat type with 14 gauge wires and 10 Amp. fuse.



**FH-16**  
FUSE BLOCK - 1 gang, for SFE 30 Amps. or 9 AG fuses.



**FH-17**  
FUSE BLOCK - 2 gang, for SFE 30 Amps. or 9 AG fuses.



**FH-18**  
**FUSE HOLDER** - Flat type with tw 4" leads of 12 gauge orange wires and ATO 30 Amp. fuse.



**FH-1C**  
**FUSE HOLDER** - Card of 12 {FH-1}.



**FH-20**  
**FUSE HOLDER** - Single heavy dut supplied with 18" loop of 12 gauge UL-1015 wire that can be cut to length. Wire meets recreational vehicle industry specifications. Rated 3-30 Amps.



**FH-21**  
**FUSE HOLDER** - Single with clips supplied with 18" loop 16 gauge UL-1015 wire that can be cut to length as needed . General purpose. Meets recreational vehicle industry specs. Rated 3-2



**FH-22**  
**FUSE BLOCK** - Snaps together easily without tools to create any number of desired circuit. With common hot feed and 1/4" tin plated solid brass blade terminals



**FH-23**  
**FUSE BLOCK** - Similar to FH-22 except 6 Gang.



**FH-24**  
**FUSE BLOCK** - Similar to FH-22 except 4 Gang.



**FH-25**  
**FUSE HOLDER** - Single sealed with latching Nylon cap, silicone rubber seals. Leads 9", 12 gauge wire. Will fit blue butt conn. for splicing into 14, 16 and 18 gauge applications. Rate



**FH-26**  
**FUSE BLOCK** - For ATC or ATO fuses or Plug in Circuit Breakers. Max. per circuit at 12V (DC), 150 Amp. total for block at 12V (DC), for 24V (DC) use only ATC or ATO fuses. Total of 10 Fuse or Breaker.



**FH-27**  
**FUSE BLOCK** - Similar to {FH26} except total of 8 fuse or circuit breaker positions.



**FH-28**  
**FUSE BLOCK** - Similar to {FH26} except total of 6 fuse or circuit breaker positions.



**FH-3**  
**FUSE BLOCK** - Four gang. For use with SFE 20 Amp. or 3 AG series fuses.



**FH-4**  
**FUSE BLOCK** - Five gang. For use with SFE 20 Amp. or 3 AG series fuses.



**FH-5**  
**FUSE BLOCK** - Six gang. For use with SFE 20 Amp. or 3 AG series fuses.



**FH-6**  
**FUSE BLOCK** - Three gang. For use with SFE 20 Amp. or 3 AG series fuses.



**FH-7**  
**FUSE BLOCK** - Two gang. For use with SFE 20 Amp. or 3 AG series fuses.



**FV-6**  
**FUEL SELECTOR** - 3 Port Motorized Valve and Connector. Meets USCG regulations. Used w/ twin permanently installed gasoline fuel tanks, 12 VDC electrical system & 3/8" I.D. hose.



**JB-1**  
**JUNCTION BLOCK** - 6 gang w/Buss Bar.



**JB-2**  
**JUNCTION BLOCK** - 10 gang w/Buss Bar.



**JB-3**  
**JUNCTION BLOCK** - 8 gang, four 7/32" dia. mounting holes on 5-1/16" center.



**JB-4**  
**JUNCTION BLOCK** - 10 gang, w/ brass nickel plated links and term screws. Has 7/32" dia mounting holes on 6-3/16" center.



**JB-5**  
**JUNCTION BLOCK** - 300 Volts, 30 Amps. 4 gang, with brass plated links and terminal screws. Has two 7/32" diameter mounting holes on 2-3/4" center.



**JB-6**  
**JUNCTION BLOCK** - Six gang,  
 With brass-nickel plated links and  
 terminal screws. Has two 7/32"  
 diameter mounting holes on  
 3-5/16" center.



**JB-7**  
**JUNCTION BLOCK** - 7 terminal,  
 w/plastic case and cover.



**JB-8**  
**JUNCTION BLOCK** - Ten gang.  
 Solid brass and carries up to 36  
 volts. #8-32 round head screws  
 for circuit conn. 2 mounting holes  
 for #10 flat head screws. Block is  
 1 1/4" wide & height 1 1/32".



**SL-2**  
**LUBRICANT** - A scientific formula  
 containing Silicone, the  
 remarkable modern lubricant.



**SL-3**  
**SILICONE DIELECTRIC** -  
 Compound Packed in .5cc tubes.  
 Std. Pkg. 10 tubes.



**SL-4**  
**SILICONE DIELECTRIC** - For heat  
 dissipation, lubrication and  
 corrosion protection of electrical  
 connections.



**SSB-1**  
**BUTTON SWITCH** - for solenoid  
 starter switches. Push button type  
 for 7/8" mounting hole, 2 screw  
 term, normally open.



**SSB-1A**  
**PUSH BUTTON** - Aluminum  
 construction. With 7/8" mounting  
 hole, 2 screw term, normally open



**SSB-5**  
**PUSH BUTTON** - Heavy duty. Two  
 screw term. Normally open. For  
 5/8" mounting hole. Rating: 24  
 Volts, 40 Amp.; 12 Volts, 60 Amp.



**UM-21**  
**SOLENOID** - Circuit 4, 12 Volt.  
 Brass construction. Insulated  
 base. With wire lead and  
 instructions for conversion to  
 grounded base.



**UM-24**  
**PUSH-PULL SWITCH** - Brass.  
 Push {OFF}, Pull {ON}, 2 screw  
 term, chrome plated face nut and  
 large knob. Mounting stem dia.  
 3/8", len 1-1/8". Rating: 6 Volts 20  
 Amp. 12 Volts, 10 Amp.



**UM-25**  
**IGNITION SWITCH** - Brass. w/ lock  
 cyl and 2 keys, 3 positions:  
 {OFF-ON-START}. Key removable  
 in {OFF} position only. Chrome  
 plated face nut. Mounting stem  
 dia. 13/16", len 1-5/16"



**UM-25B**  
**FACE NUT** - (Brass). . Fits  
 {UM-25}.



**UM-26**  
**IGNITION SWITCH** - Brass. w/ lock  
 cyl and 2 keys. Two position  
 {OFF-ON}, key removable in {OFF}  
 position only. 2 screw term.  
 Mounting stem dia. 13/16", len  
 1-5/16".



**UM-29**  
**PUSH-PULL SWITCH** - {OFF, ON -  
 ON} {ON} position energizes one  
 circuit, 2nd {ON} position  
 energizes both circuits. Mounting  
 stem dia. 3/8", len 1-1/4". Rating: 6  
 Volts 25 Amp. 12 Volts, 15 Amp.



**UM-30**  
**TOGGLE SWITCH** - 2 position:  
 {OFF-ON}, 2 screw terminals.  
 Mounting stem dia. 7/16", length  
 3/8". Rating: 6 Volts 35 Amp. 12  
 Volts, 20 Amp.



**UM-32**  
**IGNITION SWITCH** - Waterproof,  
 pick-proof lock with keys.  
 Mounting stem dia. 3/4", length  
 7/16".



**UM-33**  
**IGNITION SWITCH** - 3 screw  
 terminals, 3 position starter  
 switch with keys. O-Ring seal  
 between lock and switch. Rating:  
 12 Volts 15 Amp.



**UM-35**  
**PUSH BUTTON** - Moisture-proof,  
 brass, w/ Neoprene button  
 protector. 2 screw term. Mounting  
 stem dia. 5/8", length 1-1/16",  
 overall length of switch 2-5/8",  
 width 1-1/8". Rating: 12 Volts 15  
 Amp.



**UM-37**  
**MOMENTARY PUSH SWITCH** -  
 With polyester body, brass  
 hardware, moisture-proof rubber  
 cap and 5/8" x 32 thread diameter  
 mounting. Rating: 15 Amps. at 12  
 Volts DC; 25 Amps, at 6 volts DC.



**UM-39**  
IGNITION SWITCH - for O.M.C.:  
393301



**UM-40**  
MOMENTARY SWITCH - 60 Amps  
at 12V, 40 Amps at 24 V. Hex  
back nut, bright polished face nut  
and black molded plunger.  
Mounting stem 5/8" Long, 5/8" dia.  
thread, housing dia. 15/1



**UM-41**  
IGNITION SWITCH - Similar to  
{US-126KA} except with screw  
terminals. A special ratchet  
prevents the key from being  
turned to the {Start} position  
without first going all the way to  
the {OFF} position



**UM-42**  
EMERGENCY CUT-OFF SWITCH -  
For Older Boats. Instantly stops  
engine.



**UM-43**  
IGNITION SWITCH - 3 Position  
Push-to-choke magneto switch  
with screw terminals and back-up  
nut. Will replace most Mercury  
Inboard/Outboard switch.  
Supplied with 2 keys.



**UM-44**  
BATTERY SELECTOR &  
DISCONNECT SW. 4 position {OFF  
- ON - Battery No.1 ON - Both  
Batteries - ON Battery No. 2.}  
Flange dia. 6" height 2 5/8".  
Rating: 310 Amps. cont, 500 Amps  
inter, 6 - 36 Volts, D.C



**UM-45**  
TOGGLE SWITCH - {OFF-ON},  
S.P.D.T. 16 ga leads. Mounting  
stem 15/32"-32, 13/32" long. Fits  
panels up to 3/16" thick. Rating:  
25 Amps. -Lamp load 35 Amps.  
-Inductive Load.



**UM-46**  
PUSH BUTTON - 2 positions,  
OFF-MOMENTARY ON. w/ button  
depressed, spring return to OFF.  
18 ga. copper leads. Mounting  
stem 5/8"-32, 25/16" long. Fits  
panels up through 1/2" thick.



**UM-47**  
BATTERY SELECTOR &  
DISCONNECT SW. 6-36 Volts,  
D.C. 4 position, {OFF - ON-Battery  
No.1 -ON-Both Batteries -  
ON-battery No. 2.} Rating: 310  
Amps. Continuous, 500 Amps.  
Intermittent.



**UM-48**  
SOLENOID - H.D. Circuit 4,12 Volt.  
Weather resistant, continuous &  
intermittent type. Intermittent  
rating: 750 Amp. make - 100 Amp.  
break 10 sec. ON, 30 min. OFF.  
Continuous rating: 85 Amp.-12  
Volt DC



**UM-49**  
SOLENOID - H.D. weather  
resistant, continuous &  
intermittent type. Circuit 4, 24  
Volt, insulated base. Continuous  
duty, SPST, OFF - ON, normally  
open contacts, one circuit.



**UM-123KA**  
IGNITION SWITCH - w/ lock cyl &  
keys, keyed alike. 3 positions,  
weatherproof O-Ring seals. Key  
removable in {OFF} position only.  
Mounting stem dia. 5/8", len 7/16".  
12 Volt D.C., 5 Amp.



**UM-124KA**  
IGNITION SWITCH - 3 position w/  
anti-restart. Keyed alike. Must be  
turned {OFF} before it start again,  
key removable in {OFF} position.  
Mounting stem dia. 1", len., 23/64"  
12 Volt D.C. 10 Amp. 12 Volt



**UM-125KA**  
MAGNETO IGNITION SWITCH -  
Lock cyl. & keys, keyed alike.  
Switch has 3 positions,  
weatherproof O-Ring seals, and 3  
screw term. Mounting stem dia.  
5/8", length 3/8".



**US-126KA**  
IGNITION SWITCH - w/ anti-restart,  
pick-proof lock, keyed a like. 4  
positions, O-Ring seal. Mounting  
stem dia. 3/4", length 7/16" 12  
Volts, 8 Amp Ignition. 12 Volts, 30  
Amp. start.



**US-127**  
IGNITION SWITCH - with Lock  
Cylinder. Two position.  
{OFF}-{ON}, with 2 screw  
terminals. Mounting stem 1/2"  
diameter, 1/2" long. Rating: 10  
Amp. at 12 Volt D.C.



**US-128**  
IGNITION SWITCH - 3 postions  
{OFF}-{IGN}-{START}. Spring  
loaded. Mounting stem is 5/8" dia,  
7/16" long. Weatherproof ring  
seals. Rating: 12 Volt D.C., 10  
Amp. ignition. 12 Volt D.C., 5 Amp.  
start.



**US-129**  
IGNITION SWITCH - Brass, 4  
positions - ACC {OFF} - IGN &  
ACC {Start}. Spring loaded.  
Mounting stem is 13/16" dia,  
1-7/32" long. Keyed removable in  
{OFF} position only.



**US-72**  
MAGNETO IGNITION SWITCH -  
w/lock cylinder & keys. 4 position,  
5 screw term, magneto grounded  
in "OFF" position. 3/4"-20 Thread.



**US-77**

**MAGMETO IGNITION SWITCH - w/lock cylinder & keys. 3 position, 4 screw terminals, magneto grounded in {OFF} position. . 3/4"-20 Thread.**



**US-78**

**MAGMETO IGNITION SWITCH - 2 position, 2 screw terminals, magneto grounded in {OFF} position. 3/4" -20 Thread.**



# ***TRAILER CONNECTORS***



## Standard... Parts For The Road...To Keep You Driving!



### The Number One Choice! Standard Vehicle To Trailer Wiring System...

Wiring from vehicle to trailer was a big job, it could take hours of cutting, splicing, soldering and stripping. Not to mention getting to the original equipment wire you need to attach to. Now, the “professional installer” or a “do-it-yourself” individual can do a complete vehicle to trailer installation the easy plug in way. This modular wiring adapter is ready made to plug right into the original equipment system.

The adapters plug into a molded connector joining the car and truck body or bed wiring harness to the chassis harness to provide tail, brake and turn signal light wiring to the trailer connector.

### HOOK ME UP!


On some applications you have a choice of a complete one-piece molded unit or two separate connectors. The **1-piece connector** consists of a built-in 4-pole flat extension. The advantage of the **2-piece connector** is the 4-pole extender may be replaced if damaged and the end may be interchangeable for a 6-way or 7-way connector.

If a vehicle connector is not available, use a universal converter. There are three types of converters: 4-wire flat, general purpose and power converter/isolator.

A **4-wire flat** is the most common trailer plug. A **4-wire flat** converter is used with a common bulb standard tail light system. Brake light and turn signal functions work through the same bulbs. The lens at the back of the vehicle will be completely red.

A **converter** changes the tow vehicle's independent turn signals to the standard wiring found on trailers. Brake/tail lights and turn signal functions work through separate, independent light bulbs. A general purpose converter is designed for small trailers with 2 stop/tail lights and 4 running lights.

If the trailer has a large amount of bulbs, or to prevent damage to the converter or tow vehicle, a **power converter** or an **isolator** is recommended for guaranteed protection. A **power converter** is used to adapt the independent turn signal system found on tow vehicles to the trailer standard or common bulb system. The **power isolator** isolates the trailer lighting functions from all electronics on the vehicle including light circuits, on-board computers, anti-lock brake systems, information centers and lamp outage modules.



# VEHICLE CONNECTORS

Part No.	Type	Description	Illustration	Part No.	Type	Description	Illustration
TC411	Ford	Bronco . . . . .1979-1973 F100 - 350 . . . . .1979-1973 Use with 4-wire flat extension TC427.		TC421 TC421A	Ford	Bronco . . . . .1986-1980 Ranger . . . . .1985 Pickup . . . . .1986-1980 Use with 4-wire flat extension TC427. <b>TC421A</b> one piece molded unit. 36 inches long. Used for TC421 and TC427.	
TC412 TC412A	Chevrolet GMC Cadillac Full Size Pickup (old body style)	Blazer . . . . .2000-1988 Escalade . . . . .1999 Denali . . . . .2001-1999 Jimmy . . . . .1994-1992 Yukon . . . . .1999-1995 Tahoe . . . . .1999-1995 Suburban . . . . .1999-1992 Use with 4-wire flat extension TC427. <b>TC412A</b> one piece molded unit. 36 inches long. Used for TC412 and TC427.		TC422 TC422A	Ford Mazda	Explorer . . . . .1994-1991 Navajo . . . . .1994-1991 Use with 4-wire flat extension TC427. <b>TC422A</b> one piece molded unit. 56 inches long. Use for TC422 and TC427.	
TC413 TC413A	Chevrolet GMC	S-10 Blazer (2 door) . . .1991-1984 S-15 Jimmy (2 door) . . .1991-1984 Use with 4-wire flat extension TC427. <b>TC413A</b> one piece molded unit. 74 inches long. Used for TC413 and TC427.		TC431 TC431A	Ford	Ranger . . . . .1992-1986 Use with 4-wire flat extension TC427. <b>TC431A</b> one piece molded unit. 38 inches long. Use for TC431 and TC427.	
TC414 TC414A	Dodge	Pickup (full size) . . . . .1994-1987 Cab & Chassies only . . .2002-1995 Dakota . . . . .1994-1988 Ram Charger . . . . .1993-1988 Trailduster . . . . .1993-1988 Use with 4-wire flat extension TC427. <b>TC414A</b> one piece molded unit. 44 inches long. Used for TC414 and TC427.		TC436 TC436A	Ford Mazda	Ranger . . . . .1999-1993 Mazda Pickup . . . . .1999-1994 Use with 4-wire flat extension TC427. <b>TC436A</b> one piece molded unit. 60 inches long. Use for TC436 and TC427. Includes Tail light Converter.	
TC416 TC416A	Ford	F150/250 light duty . . .1996-1987 F250/350 heavy duty . . .1997 Use with 4-wire flat extension TC427. <b>TC416A</b> one piece molded unit. 36 inches long. Used for TC416 and TC427.		TC437	Jeep	Cherokee . . . . .1996-1991 Use with 4-wire flat extension TC427. Includes Tail light Converter.	
TC418 TC418A	Ford	Bronco . . . . .1988-1987 Use with 4-wire flat extension TC427. <b>TC418A</b> one piece molded unit. 38 inches long. Use for TC418 and TC427.		TC438	Toyota	Tacoma . . . . .2004-1995 Pickup (except T-100) . .1994-1984 Use with 4-wire flat extension TC427. Includes Tail light Converter.	
TC419 TC419A	Ford	Bronco . . . . .1991-1989 Use with 4-wire flat extension TC427. <b>TC419A</b> one piece molded unit. 44 inches long. Use for TC419 and TC427.		TC439	Dodge Chrysler Plymouth Mitsubishi	Dakota . . . . .2007-2004 Minivan . . . . .1995-1991 Caravan/Grand Caravan .1995-1991 Voyager/Grand Voyager .1995-1991 Town & Country . . . . .1995-1991 Pickup . . . . .2007 Raider . . . . .2007-2006	
TC420 TC420A	Ford	Bronco II . . . . .1991-1987 Use with 4-wire flat extension TC427. <b>TC420A</b> one piece molded unit. 54 inches long. Use for TC420 and TC427.		TC441 TC441A	Chevrolet GMC	Blazer . . . . .1984-1973 Jimmy . . . . .1984-1973 Pickup . . . . .1984-1968 Suburban . . . . .1984-1973 Use with 4-wire flat extension TC427. <b>TC441A</b> one piece molded unit. 36 inches long. Use for TC441 and TC427.	

# VEHICLE CONNECTORS

Part No.	Type	Description	Illustration	Part No.	Type	Description	Illustration
TC451 TC451A	Chevrolet GMC Isuzu	Blazer ..... 1991-1985 Cyclone ..... 1992-1991 Jimmy ..... 1991-1985 Pickup (full size) ..... 1987-1985 Suburban ..... 1991-1985 S10-S15 Pickup ..... 1997-1985 Sonoma ..... 1997-1985 Hombre/Pickup ..... 1997-1996 Use with 4-wire flat extension TC427. <b>TC412A</b> one piece molded unit. 36 inches long. Used for TC412 and TC427.		TC469 TC469A	Ford	Bronco (full size) ..... 1996-1992 Use with 4-wire flat extension TC430. <b>TC469A</b> one piece molded unit. 54 inches long. Used for TC469 and TC430.	
TC460	Ford Mazda	Explorer ..... 1994-1991 Navajo ..... 1994-1991 For vehicles equipped with a factory tow package.		TC470	Ford	Taurus (sedan only) ... 1995-1992 Use with 4-wire flat extension TC430. Includes Power Tail light Converter for electronic protection.	
TC461	Jeep	Cherokee ..... 1982-1976 Use with 4-wire flat extension TC427.		TC472	Chevrolet GMC Oldsmobile	Astro ..... 2005-1995 Blazer ..... 2002-1995 Jimmy ..... 2001-1995 Envoy ..... 2001-1999 Safari ..... 2005-1995 Bravada ..... 2001-1996	
TC462 TC462A	Dodge	Pickup (full size) .... 2003-1995 Dakota ..... 2003-1995 Use with 4-wire flat extension TC427. <b>TC462A</b> one piece molded unit. 52 inches long. Used for TC462 and TC427.		TC473	Chrysler Dodge	Caravan ..... 2000-1996 Durango ..... 2003-1998 Town and Country ..... 2000-1996 Voyager ..... 2000-1996 Includes Tail light Converter.	
TC463	Ford Mazda Mercury	Explorer ..... 2000-1995 Escape ..... 2003-2001 (without tow package) Mountaineer ..... 2000-1995 (without tow package) Tribute ..... 2003-2001 (without tow package) Use with 4-wire flat extension TC430. Includes Power Tail light Converter for protection on vehicles with lamp outage modules.		TC474	Jeep	Grand Cherokee ..... 1993 (mfg. 8/92-2/94) Use with 4-wire flat extension TC430. Includes Power Tail light Converter for protection on vehicles with Lamp Outage Modules.	
TC464	Ford	Windstar ..... 1998-1995 Includes tail light converter. Use with 4-wire flat extension TC430.		TC475	Jeep	Grand Cherokee ..... 1994 (without tow package) ... 1998-1995 (mfg. 3/94-1998) Use with 4-wire flat extension TC430.	
TC465	Dodge	Van (full size) ..... 1998-1993  <b>Available While Supplies Last</b>		TC476	Jeep	Grand Cherokee ..... 1998-1995 (with tow package) ... 1998-1995 Includes Power Tail light Converter for protection on vehicles with Lamp Outage Modules. Use with 4-wire flat extension TC430.	
				TC477	Acura Honda Isuzu	Accord ..... 2002-1994 (except station wagon) Element ..... 2004-2003 Odyssey ..... 2004-1995 Oasis ..... 1998-1996 Integra ..... 2001-1994 Pilot ..... 2007-2003 CRV ..... 2006-1997 CL/RL Series ..... 2003-1995 MDX ..... 2006-2001 TL ..... 2004-1996 Includes Tail light Converter.	

# VEHICLE CONNECTORS

Part No.	Type	Description	Illustration	Part No.	Type	Description	Illustration
TC478	Honda Isuzu	Passport . . . . .1997-1994 Rodeo . . . . .1997-1992		TC490	Jeep	Wrangler . . . . .1997-1981	
TC479	Acura Isuzu	SLX . . . . .1999-1996 Trooper . . . . .2002-1992 Includes Tail light Converter.		TC492	Buick Chevrolet	Roadmaster Sedan . . .1996-1990 Caprice . . . . .1996-1991 Impala . . . . .1996-1991	
TC482	Ford Mercury	Mustang (except Cobra) . . . . .2002-1994 Crown Victoria/LTD . . .1997-1992 Grand Marquis . . . . .1997-1992 Use with 4-wire flat extension TC430. Includes Power Tail light Converter for electronic protection.		TC494	Ford Lincoln	F150 . . . . .1997 (mfg. 1/96-10/96) F250 Light Duty . . . . .1997 (mfg. 1/96-10/96) Expedition . . . . .1999-1997 Navigator . . . . .1999-1997	
TC483	Ford Mercury	Taurus . . . . .1999-1996 Sable . . . . .1999-1996 (sedan only) Use with 4-wire flat extension TC430. Includes Power Tail light Converter for electronic protection.		TC495	Isuzu	Pickup . . . . .1995-1989 Use with 4-wire flat extension TC427. Includes Tail light Converter.	
TC485	Nissan	Pickup . . . . .1997-1991 Use with 4-wire flat extension TC430. Includes Tail light Converter.		TC496	Mazda	Pickup . . . . .1993-1985 Use with 4-wire flat extension TC427. Includes Tail light Converter.	
TC486	Toyota	T-100 Pickup . . . . .1998-1994 Includes Tail light Converter.		TC498	Ford Mercury	Explorer . . . . .2000-1995 Ranger . . . . .1999-1998 Mountaineer . . . . .2001-1996 (All with tow pkg.) For vehicles equipped with a factory tow package.	
TC487	Chevrolet Buick	Caprice Wagon . . . . .1996-1991 Roadmaster Wagon . .1996-1991		TC499 TC499A	Ford Mercury	Explorer . . . . .1997-1996 Mountaineer . . . . .1997-1996 Use with 4-wire flat extension TC430. <b>TC499A</b> one piece molded unit. 79 inches long. Used for TC499 and TC430.	
TC488	Chevrolet Pontiac Oldsmobile	Lumina APV . . . . .1997-1992 Silhouette . . . . .1997-1992 Transport . . . . .1997-1992		TC500	Nissan Infiniti	Altima . . . . .2001-1997 Pathfinder . . . . .2004-1996 QX4 . . . . .2003-1996 Includes Tail light Converter.	
TC489	Mitsubishi	Montero . . . . .1997-1991		TC501	Subaru	Forrester . . . . .2007-1998 Outback . . . . .2007-1996 Use with 4-wire flat extension TC430. Includes Power Tail light Converter for electronic protection.	







# VEHICLE CONNECTORS

Part No.	Type	Description	Illustration	Part No.	Type	Description	Illustration
TC502	Jeep	Cherokee ..... 2001-1997 Use with 4-wire flat extension TC430. Includes Power Tail light Converter for vehicles electronic protection.		TC515	Jeep	Renegade ..... 2003-1998 Wrangler ..... 2004-1998 Use with 4-wire flat extension TC430.	
TC503	Toyota	4-Runner ..... 2002-1996 Includes Tail light Converter.		TC516	Chevrolet GMC	Van (full size) ..... 1996-1987	
TC504	Chevrolet GMC Isuzu	S10/S15 Pickup ..... 2004-1998 Hombre/Pickup ..... 2000-1998 Sonoma ..... 2004-1998 Use with 4-wire flat extension TC430.		TC517	Chevrolet GMC	Express Van (full size) . . . 1999-1996 Savannah (new body) . . . 1999-1996 Use with 4-wire flat extension TC430. Includes Tail light Converter.	
TC505	Toyota Lexus	Land Cruiser ..... 1998-1991 LX450 ..... 1998-1996 Includes Tail light Converter.		TC518	Dodge	Ram Van (full size) . . . 2000-1999	
TC506	Ford	E150 ..... 2003-1995 E250 ..... 2003-1995 Escort ..... 2001-1997 ZX2 ..... 2003-1998 (full size vans) Use with 4-wire flat extension TC430.		TC519	Chevrolet GMC Oldsmobile Cadillac	Sierra (1/2 ton) with tow package ..... 2001-2000 Silverado (1/2 ton) with tow package ..... 2004-2000 Sierra (3/4 ton) ..... 2004-2000 Silverado (3/4 ton) . . . 2004-2000 Suburban ..... 2004-2000 Tahoe ..... 2004-2000 Yukon ..... 2004-2000 Avalanche ..... 2004-2002 Trail Blazer ..... 2004-2002 Bravada ..... 2003-2002 Envoy ..... 2004-2002 Denali ..... 2004-2001 Escalade ..... 2004-2001	
TC510	Chevrolet Oldsmobile Pontiac	Venture ..... 2005-1997 Transport ..... 2000-1997 Silhouette ..... 2004-1997 Montana ..... 2005-1999 Includes Tail light Converter.		TC520	Ford	F-150 ..... 2002-1997 F-250 ..... 2001-1997 (mfg. 11/96-Present)	
TC511	Toyota	Rav4 ..... 2000-1996		TC521	Jeep	Grand Cherokee ..... 2004-1999 Includes Power Tail light Converter for protection on vehicles with Lamp Outage Modules. Use with 4-wire flat extension TC430.	
TC512	Toyota	Tundra ..... 2000 Includes Tail light Converter.		TC522	Ford	F-250 ..... 2001-1999 F-350 ..... 2001-1999	
TC513	Nissan	Frontier Pickup ..... 2004-1998 Includes Tail light Converter.		TC523	Ford	Windstar ..... 2003-1999 Includes Negative Input Converter. Use with 4-wire flat extension TC430.	

# VEHICLE CONNECTORS



Part No.	Type	Description	Illustration	Part No.	Type	Description	Illustration
TC524	Chevrolet GMC	Express Van (full size) .2002-2000 Savannah (full size) .2002-2000 Includes Tail light Converter. Use with 4-wire flat extension TC430.		TC546	Ford Lincoln Mercury	Explorer (w/tow pkg.) .2005-2002 Mountaineer . . . . .2005-2002 Aviator . . . . .2005-2003	
TC525	Honda Isuzu	Passport . . . . .2003-1998 Amigo . . . . .2003-1998 Rodeo . . . . .2003-1998 Axiom . . . . .2002 Includes Tail light Converter.		TC547	Ford	F-250 . . . . .2004-2002 F-350 . . . . .2004-2002	
TC536	Ford Mazda	Escape . . . . .2004-2001 (without tow package) Tribute . . . . .2004-2001 (without tow package)		TC548	Ford Mercury	Taurus Sedan . . . . .2003-2000 Sable Sedan . . . . .2003-2000	
TC537	Nissan	Xterra . . . . .2004-2000		TC549	Toyota	Highlander . . . . .2007-2001 (Includes Tail light Converter for protection on vehicles with Lamp Outage Modules)	
TC538	Toyota	RAV4 . . . . .2005-2001 (Includes Tail light Converter)		TC551	Jeep	Liberty . . . . .2005-2002 (Includes Tail light Converter for protection on vehicles with Lamp Outage Modules)	
TC539	Ford Lincoln	Expedition . . . . .2002-2000 Navigator . . . . .2002-2000 (For vehicles equipped with a factory tow package)		TC554	Buick Cadillac Chevrolet Chrysler Dodge Ford GMC Hummer Infiniti Isuzu Lincoln Mercury Nissan Oldsmobile Saab	Provides 7RV blade and 4-wire flat towing. 9-7X . . . . .2006-2005 2500/3500 (new body style) . .2007-1999 Ascender . . . . .2006-2004 Armada . . . . .2007-2004 Aspen (w/ factory 7-way) .2007 Avalanche . . . . .2007-2002 Aviator (w/ factory 7-way) 2006-2003 Bravada . . . . .2004-2002 Denali . . . . .2005-2001 Durango (w/ factory 7-way) 2008-2007 Envoy . . . . .2007-2002 Escalade . . . . .2007-2000 Escalade EXT . . . . .2007-2002 Excursion . . . . .2005-2000 Expedition . . . . .2007-2000 Explorer (w/ factory 7-way) .2007-2002 F-150 (w/ factory 7-way) .2007-1999 F-250 (w/ factory 7-way) .2007-1999 F-350 (w/ factory 7-way) .2007-1999 H2 . . . . .2007-2003 H2 SUT . . . . .2007-2005 H3 . . . . .2007-2006 QX56 . . . . .2007-2004 Mark LT . . . . .2007-2006 Mountaineer (w/ factory 7-way) 2007-2002 Navigator . . . . .2007-2000 Pickup 2500/3500 . . . . .2007-1999 Rainier . . . . .2007-2004 Sierra . . . . .2008-2003 Silverado . . . . .2008-2003 Suburban . . . . .2008-2000 Tahoe . . . . .2008-2000 Titan . . . . .2007-2004 Trailblazer . . . . .2008-2002 Yukon/Yukon XL . . . . .2007-2000	
TC540	Dodge Chrysler	Caravan . . . . .2003-2001 Grand Caravan . . . . .2003-2001 Town & Country . . . . .2003-2001 Voyager . . . . .2003-2001 Grand Voyager . . . . .2003-2001 (Includes Tail light Converter)		TC542	Toyota	Sequoia . . . . .2002-2001	
TC543	Toyota	Sienna . . . . .2003-1998 (Includes Tail light Converter)		TC544	Toyota	Tundra . . . . .2002-2001 (Includes Power Tail light Converter for protection on vehicles with Lamp Outage Modules)	
TC545	Dodge	Ram 1500 Pickup . . . . .2006-2002 Ram 2500 Pickup . . . . .2006-2003 Ram 3500 Pickup . . . . .2006-2003 (Includes Tail light Converter)					

# VEHICLE CONNECTORS & POLE CONNECTORS

Part No.	Type	Description	Illustration	Part No.	Type	Description	Illustration
TC555	Buick Cadillac Chevrolet Ford GMC Hummer Infiniti Isuzu Lincoln Mercury Nissan Oldsmobile	Provides 6RV blade and 4-wire flat towing.		TC556	Dodge Jeep Lincoln	7 way RV to 7 way blade.	
		2500/3500 ..... 2004-2002 (new body style)				Dakota ..... 2008-1998	
		Armada ..... 2007-2004				RAM ..... 2008-1998	
		Ascender ..... 2006-2004				Quad Cab/Club Cab ... 2001-1998	
		Avalanche ..... 2007-2002				Durango ..... 1999-1998	
		Aviator ..... 2004-2003				Commando ..... 2008-2006	
		(w/ factory 7-way)				Mini Vans ..... 2003-2001	
		Bravada ..... 2004-2002				Liberty ..... 2007-2002	
		Denali ..... 2005-2001				MMC Pickup ..... 2007-2006	
		Envoy ..... 2007-2002				Magnum/300 ..... 2008-2005	
		Escalade ..... 2007-2000					
		Escalade EXT ..... 2007-2002					
		Excursion ..... 2005-2000					
		Expedition ..... 2007-2000					
		Explorer ..... 2007-2002					
		(w/ factory 7-way)					
		F-150 ..... 2007-1999					
		(w/ factory 7-way)					
		F-250 HD ..... 2007-1999					
		(w/ factory 7-way)					
		F-350 ..... 2007-1999					
		(w/ factory 7-way)					
		H2 ..... 2007-2003					
		H2 SUT ..... 2007-2005					
		H3 ..... 2007-2006					
		Navigator ..... 2007-2000					
		Mark LT ..... 2007-2006					
		Mountaineer ..... 2007-2003					
		(w/ factory 7-way)					
		Pickup 2500/3500 .... 2007-1999					
QX56 ..... 2007-2004							
Rainier ..... 2008-2004							
Sierra ..... 2007-2003							
Silverado ..... 2007-2003							
Suburban ..... 2007-2000							
Tahoe ..... 2007-2000							
Trailblazer ..... 2007-2002							
Titan ..... 2007-2004							
Yukon/Yukon XL ..... 2007-2000							
				TC518	Chevrolet GMC	Express Van (new body style) ..... 2007-2003 Savannah (new body) ..... 2007-2003	
				TC559	Buick Pontiac	Aztec ..... 2005-2001 Rendezvous ..... 2005-2002	
				TC560	Chevrolet Suzuki	Tracker ..... 2004-1998 Vitara ..... 2005-1999 Grand Vitara ..... 2005-1999	
				TC561	Hyundai	Santa Fe ..... 2006-2001	

## 1 POLE CONNECTORS





One pole connectors are used for farm equipment lift gates, plows and similar high current applications.

Part No.	Description	Illustration	Part No.	Description	Illustration
TC10 (Set)	<ul style="list-style-type: none"> <li>• Universal Single Pole Trailer Connector</li> <li>• Accepts up to 0 gauge cable</li> <li>• Also sold separately, order TCP10F receptacle or TCP10MS plug with cable guard</li> </ul>		TC11 (Set)	<ul style="list-style-type: none"> <li>• Universal Heavy Duty Single Pole Trailer Connector Set</li> <li>• Has continuous capacity of 300 amp.</li> <li>• Accepts up to 00 ga. wire and 2 ga. or 4 ga. ground lug adapter</li> <li>• Also sold separately, order TCP11F receptacle or TCP11M plug</li> </ul>	

# POLE CONNECTORS



## 4 POLE CONNECTORS

Four pole round connectors are used in many of the same applications that the four-way flat is used. The pin location of each function varies so be sure to wire by function only.

Part No.	Description	Illustration	Part No.	Description	Illustration
TC41 (Set)	<b>4-Pole Trailer Connector Set</b> <ul style="list-style-type: none"> <li>• Self-locking with coded sockets</li> <li>• Receptacle has concealed terminals</li> <li>• Plug has handle for ease of removing plug</li> <li>• Split clamp for securing cable</li> <li>• Accepts up to 12 ga. wire</li> <li>• Also sold separately, order TCP41F receptacle or TCP41M plug</li> </ul>		TC44	<b>4-Pole Trailer Connector Set</b> <ul style="list-style-type: none"> <li>• Polarized connector for marine and trailer use</li> <li>• Molded interiors</li> <li>• Spring loaded cover holds plug in position</li> <li>• Die-cast plug and socket casing</li> <li>• Heavy brass contacts</li> <li>• Accepts up to 12 ga. wire</li> <li>• Also sold separately, order TCP44F receptacle or TCP44M plug</li> </ul>	
TC41S (Set)	<b>4-Pole Trailer Connector Set</b> <ul style="list-style-type: none"> <li>• Self-locking with coded sockets</li> <li>• Receptacle has concealed terminals</li> <li>• Plug has handle for ease of removing plug</li> <li>• Plug has cable protector</li> <li>• Split clamp for securing Cable</li> <li>• Accepts up to 12 ga. wire</li> <li>• Also sold separately, order TCP41F receptacle or TCP41MS plug</li> </ul>		TC44K (Kit)	<b>4-Pole Round Connector Kit</b> <ul style="list-style-type: none"> <li>• Contains plug and socket, mounting bracket, wire, splice connectors and mounting hardware</li> </ul>	





## 5 POLE CONNECTORS

Five pole round connectors are commonly found on large camping trailers, RV trailers, industrial trailers, horse trailers, and other large trailers. Additional functions provided by the five wire are electric brakes, auxiliary, back-up, etc.

Part No.	Description	Illustration	Part No.	Description	Illustration
TC51 (Set)	<b>Universal 5-Pole Trailer Connector</b> <ul style="list-style-type: none"> <li>• Used with recreational vehicles</li> <li>• Polarized chrome plated housing</li> <li>• Rating: 12-24 volts, 15 amps</li> <li>• Also sold separately, order TCP51F receptacle or TCP51M plug</li> </ul>		TC51K (Kit)	<b>5-Pole Round Connector Kit</b> <ul style="list-style-type: none"> <li>• Contains plug and socket, mounting bracket, wire, splice connectors and mounting hardware</li> </ul>	

## 6 POLE CONNECTORS

Six pole round connectors are used on smaller campers, horse trailers, and car trailers. Added functions provided by a six pole round are electric brakes and an auxiliary power lead.

Part No.	Description	Illustration	Part No.	Description	Illustration
TC61 (Set)	<b>6-Pole Trailer Connector Set</b> <ul style="list-style-type: none"> <li>• Self-locking with coded sockets</li> <li>• Receptacle has concealed terminals</li> <li>• Plug has handle for ease of removing plug</li> <li>• Split clamp for securing cable</li> <li>• Accepts five 12 ga. wires and one 10 ga. wire</li> <li>• Also sold separately, order TCP61F receptacle, or TCP61M plug</li> </ul>		TC62F	<b>Universal 6-Pole Self-Locking Trailer Connector Socket</b> <ul style="list-style-type: none"> <li>• Used with recreational vehicles</li> <li>• Receptacle has concealed terminals</li> <li>• Split clamp for securing cable</li> <li>• Plastic construction</li> </ul>	
TC61S (Set)	<b>6-Pole Trailer Connector Set</b> <ul style="list-style-type: none"> <li>• Plug has cable protector</li> <li>• Self-locking with coded sockets</li> <li>• Receptacle has concealed terminals</li> <li>• Split clamp for securing cable</li> <li>• Accepts five 12 ga. wires and one 10 ga. wire</li> <li>• Also sold separately, order TCP61F receptacle or TCP61MS plug</li> </ul>		TC62K (Kit)	<b>6-Pole Round Connector Kit</b> <ul style="list-style-type: none"> <li>• Contains plug and socket, mounting bracket, wire, splice connectors and mounting hardware</li> </ul>	



# POLE CONNECTORS

## 7 POLE CONNECTORS

Seven pole connectors are found mostly on the largest trailers, RV campers and industrial. Seven pole connector function provides electric brakes, auxiliary power lead and backup lights.



Part No.	Description	Illustration	Part No.	Description	Illustration
TCP77PM	<b>Universal Heavy Duty 7-Pole Trailer Connector Plug</b> <ul style="list-style-type: none"> <li>Made of high impact glass-filled molded plastic for weather protection</li> <li>Floating pins for ease of alignment and maximum contact</li> <li>Will accept widest range of wire gauges from #16 to #8 ground wire</li> <li>Rating: 6 to 28 volts, 40 amp.</li> </ul>		TCP77PG	<b>Universal 7-Pole Trailer Connector Plug</b> <ul style="list-style-type: none"> <li>Heavy duty, with cable guard</li> <li>Made of high impact glass-filled molded plastic for weather protection</li> <li>Will accept widest range of wire gauges from #16 to #8 ground wire</li> <li>Rating: 6 to 28 volts, 40 amp.</li> <li>Also sold separately, order TCP77M, plug or TCP77G cable guard</li> </ul>	
TCP77F	<b>Universal 7-Pole Trailer Connector Set</b> <ul style="list-style-type: none"> <li>Conforms to federal anti-skid (FMV SS-121) requirements</li> <li>Used with TCP77M</li> </ul>		TCP78F TCP78M	<b>Universal 7-Pole Trailer Connector Receptacle and Plug</b> <ul style="list-style-type: none"> <li>Corrosion resistant plated steel</li> <li>Used with TCP78C bracket</li> <li>Rating: 12-24 volts, 30 amp Sold separately</li> </ul>	
TCP77F-15 TCP77F-20 TCP77F-30	<b>Trailer Connector Socket</b> <ul style="list-style-type: none"> <li>7-pole with built-in replaceable 15, 20, 30 amp. circuit breakers</li> <li>Zinc die-cast body and cover</li> <li>Used with TCP77M</li> </ul>		TCP701F TCP701M	<b>Universal 7-Pole Trailer Connector Receptacle and Plug</b> <ul style="list-style-type: none"> <li>Heavy duty weatherproof designs eliminates corrosion, poor appearance, and difficulty of removal</li> <li>Unique interior design incorporates vinyl inserts to seal out moisture and dirt</li> <li>Safety latch prevents accidental pull-away</li> <li>Color coded to RVI standards</li> <li>Detail instructions permit Used for both 6 and 7-way applications</li> </ul>	
TCP77M	<b>Universal 7-Pole Trailer Connector Plug</b> <ul style="list-style-type: none"> <li>Conforms to federal anti-skid (FMV SS-121) requirements</li> <li>Accepts six: 12 ga. wires and one 10 ga. wire</li> <li>Used with TCP77F; TCP77F-15, -20, -30 TCP77PF</li> </ul>		TCP701K (Kit)	<b>7-Pole Round Connector Kit</b> <ul style="list-style-type: none"> <li>Contains plug and socket, mounting bracket, wire, splice connectors and mounting hardware</li> </ul>	
TCP77PF	<b>Universal 7-Pole Trailer Connector Socket</b> <ul style="list-style-type: none"> <li>Thermoplastic housing</li> <li>Will accept widest range of wire gauges from #16 to #8 ground wire</li> <li>Rating: 6 to 28 volts, 40 amp.</li> </ul>				

## 9 POLE CONNECTORS

Part No.	Description	Illustration
TC91 (Set)	<b>Universal 9-Pole Heavy Duty Trailer Connector Set</b> <ul style="list-style-type: none"> <li>6-24 volts</li> <li>Used with recreational vehicles</li> <li>Also sold separately. Order TCP91F receptacle or TCP91M plug</li> </ul>	

# POLE CONNECTORS & ADAPTERS

## 13 POLE CONNECTORS

Part No.	Description	Illustration	Part No.	Description	Illustration
TCP713M (Plug)	<b>Universal 13-Pole Heavy Duty Trailer Connector Receptacle</b> <ul style="list-style-type: none"> <li>The six small diameter contacts carry up to 25 amps and maintain multiple contact points between the plug and socket</li> <li>The seven standard diameter contacts are "spring grip" design with self adjusting spring band for uniform contact with J560b socket pins</li> <li>Contacts "float" for proper engagement with all mating sockets</li> <li>Surpasses SAE J560b performance standards</li> <li>Conforms to SAE J560b for interchangeability with seven pole sockets and plugs</li> </ul>		TCP713F (socket)	<b>Universal 13-Pole Heavy Duty Trailer Connector Plug</b> <ul style="list-style-type: none"> <li>Rain hood extends beyond socket to protect socket interior</li> <li>Drain channel inside socket with five degree downward angle reduces water retention</li> <li>Gasket sealed door</li> <li>Solid brass contact pins</li> <li>Six crimp on connectors will mate six additional pins</li> <li>Wiring codes embossed on insulator</li> </ul>	

## ADAPTERS

Adapters allow you to tow several other trailers without having to re-wire your tow vehicle.

			
<b>TC44A</b> <ul style="list-style-type: none"> <li>4-Pole round pin type male and female pre-wired adapter kit</li> </ul>	<b>TC51A</b> <ul style="list-style-type: none"> <li>5-Pole round pin type male and female pre-wired adapter kit</li> </ul>	<b>TC61A</b> <ul style="list-style-type: none"> <li>6-Pole round pin type male and female pre-wired adapter kit</li> </ul>	<b>TC63</b> <ul style="list-style-type: none"> <li>6-Pole round pin type to 4-way flat</li> <li>Flexible wire design</li> </ul>
			
<b>TC71</b> <ul style="list-style-type: none"> <li>7-way heavy duty plug to 7-way RV blade type socket</li> </ul>	<b>TC72</b> <ul style="list-style-type: none"> <li>7-way RV blade type to 4-way flat adapter</li> <li>Flexible wire design</li> </ul>	<b>TC73</b> <ul style="list-style-type: none"> <li>7-way round pin heavy duty adapter</li> <li>Optional harness for TC7T test kit</li> </ul>	<b>TC423</b> <ul style="list-style-type: none"> <li>6-Pole 4-wire flat</li> <li>Pre-wire adapter (Plastic)</li> </ul>
			
<b>TC424</b> <ul style="list-style-type: none"> <li>7-Pole 4-Wire flat RV blade</li> <li>Pre-wired adapter (Plastic)</li> </ul>	<b>TC433</b> <ul style="list-style-type: none"> <li>4-way round pin type to 4-way flat adapter</li> <li>Flexible wire design</li> </ul>	<b>TC456</b> <ul style="list-style-type: none"> <li>6-way round pin type to 4-way flat adapter</li> </ul>	<b>TC457</b> <ul style="list-style-type: none"> <li>7-way RV blade type to 4-way flat adapter</li> </ul>

# ADAPTERS & POWER ADAPTERS

## ADAPTERS

Adapters allow you to tow several other trailers without having to re-wire your tow vehicle.



**TC458**  
 • 7-way round pin type to 4-way flat adapter



**TC459**  
 • 7-way blade round to 6-pin round adapter



**TC497**  
 • 4-wire flat knockout adapter (for use w/ 1.25" hole diameter)



**TC534**  
 • 6-Pole round to 4-way flat  
 • Pre-wired adapter (Metal)



**TC535**  
 • 7-Pole RV blade to 4-wire flat  
 • Pre-wired adapter (Metal)



**TC541**  
 • 4-wire flat to 4-wire and 7 RV round



**TC556**  
 • 7-way RV blade to 8-way blade plug



**TC562**  
 • 6-way round to 4-wire flat (includes function testing leds)



**TC563**  
 • 7-way RV blade to 4-wire flat (includes function testing leds)



**TC564**  
 • 7-way RV blade to both 6-round and 4-wire flat  
 • Center pin electric brake (Center pin can be switched to auxiliary)



**TC565**  
 • 7-RV to 6-round  
 • Center pin - Auxiliary (Center pin can be switched to electric brake)



**TC568**  
 • 7-RV blade to 5-flat



**TC569**  
 • 7-Pole RV blade to 7 pole pin type

## POWER ADAPTERS

Plug-in 12 volt power adapter supplies 12 volt power from your trailer receptacle. Adapts the trailer connector at the rear of the vehicle to a cigarette lighter plug receptacle. Use for spot lights, car vacuums, electric coolers, air compressors, tailgate parties and more.



**TC65**  
 • 6-Pole Round



**TC75**  
 • 7-Pole Round RV Adapter



**TC76**  
 • 7-Pole Pin Round

# ELECTRONIC BRAKE CONTROL

Electronic trailer brake control for 2 and 4 brake systems. Fits RV'S, Horse, Utility and any trailer with electric brakes. This device controls inertia-activated braking for safe stops. Separate slide controls adjust braking action for different loads. Flexible mounting options and easy to use features. Easy installation includes all mounting hardware. Green lights indicate trailer brakes are connected. The green light changes to red as power to trailer brakes increases.



**TC507**  
**Brake Control Adapter**  
**Ford/Mercury with tow package**

- Excursion ..... 2008-2003
- Expedition ..... 2008-1997
- Explorer ..... 2008-2002
- F-150 ..... 2008-1994
- F-250/F-350 ..... 2004-1994
- Mountaineer ..... 2004
- Van (full size) ..... 1998-1994
- Windstar ..... 2003-1995



**TC508**  
**Brake Control Adapter**  
**Ford with tow package**

- F-Series Pickup ..... 1993-1992



**TC526**  
**Brake Control Adapter**  
**Dodge with tow package only**

- Ram Full Size Pickup .... 2008-1997
- Durango ..... 2008-1998



**TC527**  
**Brake Control Connector**  
**CHEVY/GMC/CADILLAC with tow package**

- Denali ..... 2002-2000
- Escalade ..... 2002-2000
- Sierra ..... 2002-2000
- Silverado ..... 2002-1999
- Suburban ..... 2002-2000
- Tahoe ..... 2002-2000
- Yukon ..... 2002-2000



**TC553**  
**Electronic Brake Control Brake Control Adapter**  
**CHEVY/GMC**

- Avalanche ..... 2006-2002
- Denali ..... 2006-2000
- Escalade ..... 2006-2000
- Hummer H2 ..... 2006-2003
- Sierra ..... 2006-1999
- Silverado ..... 2006-1999
- Suburban ..... 2006-2000
- Tahoe ..... 2006-2000
- Yukon ..... 2006-2000



**TC600**  
**Electronic Brake Control**

- Bracket and hardware included

# TRAILER CONNECTORS

## TRAILER CONNECTOR CONVERTERS

### Converters


Universal Converters are designed for vehicles that are not equipped with factory tail light plugs. Power Tail light converters completely isolate the tow vehicle from any trailer malfunctions. Power is taken directly from the battery for isolation and brighter tail lights. Each unit can power up to two sets of stop/turn signals on the trailer.

Part No.	Description	Illustration	Part No.	Description	Illustration
TC52	<ul style="list-style-type: none"> <li>12 volt negative ground</li> <li>For all domestic and import cars with separate stop and turn lamps</li> <li>Converts trailer lights on vehicles with amber turn signals</li> <li>Complete kit</li> </ul>		TC453	<ul style="list-style-type: none"> <li>Protects electrical system from self destruction caused by dead shorts from water or wire wear</li> <li>SMART switch included</li> <li><b>CAUTION:</b> You may need TC432 for guaranteed protection. This is for vehicles not designed to handle the additional load created by a trailer-in-tow</li> </ul>	
TC428	<ul style="list-style-type: none"> <li>Can be used with all cars/trucks/vans with <b>AMBER</b> rear turn signals or with separate bulbs for turn signals and brake lights</li> <li>Use with 4-wire flat extension TC427</li> </ul>		TC454	<ul style="list-style-type: none"> <li>Protects sensitive vehicle electrical systems from failure caused by trailer lighting malfunctions</li> </ul>	
TC432	<ul style="list-style-type: none"> <li>Includes power converter with circuit guardian</li> <li>Circuit guardian provides protection for vehicles with highly sensitive on-board computers</li> </ul>		TC466	<ul style="list-style-type: none"> <li>General purpose converter</li> <li>Tail light converter with (60") input wires</li> <li>Molded Terminals</li> <li>For use on cars, vans and trucks with rear <b>AMBER</b> turn signals or with separate bulb for turn signals and lights</li> </ul>	
TC434	<ul style="list-style-type: none"> <li>T-connector (single plug)</li> <li>Can be used with all cars/trucks/vans with <b>RED</b> rear turn signal or with "common" bulbs for turn signals and brake lights</li> </ul>		TC528	<ul style="list-style-type: none"> <li>For Vehicle-To-Vehicle towing. Used on vehicles with common or separate bulbs for the brake lights and turn signals</li> </ul>	
TC452	<ul style="list-style-type: none"> <li>General purpose converter</li> <li><b>CAUTION:</b> You may need TC432 for guaranteed protection. This is for vehicles not designed to handle the additional load created by a trailer-in-tow</li> </ul>		TC550	<ul style="list-style-type: none"> <li><b>Short-Proof Power Tail light Converter</b></li> <li>Short Circuit protected</li> <li>Can power up to 8.0 amps per output</li> <li>Protects tow vehicle electronics and itself from wiring shorts</li> <li>Self-resetting</li> </ul>	

## 2-WIRE CONNECTORS



- TC23**  
**2-Prong Molded Trailer Connector**
- 18 gauge pigtails for boats, trailers, etc.
  - Requires a single circuit connection
  - Plug and receptacle are not sold separately



- TC23P**  
**2-Pole Universal Holder Plug & Receptacle Connector**
- Weather resistant protective sleeve
  - 18 gauge pigtails
  - Plug and receptacle are not sold separately.

# TRAILER CONNECTORS

## 3-WIRE CONNECTORS



**TC30**  
**3-Pole Molded Trailer Connector**  
• 18 gauge pigtails for boats, trailers, etc.  
• Plug and receptacle are not sold separately

## 4-WIRE CONNECTORS


Four wire flat connectors are the most popular trailer plugs available. These plugs are used on small boats, utility, jet ski, snowmobile and/or small campers trailers where right turn/brake, left turn/brake, tail/marker lights and ground are needed.



**TC45**  
**12\"**



**TC45H**  
**29 ft. 4-wire flat connector extension**  
(Includes 6 splice connectors)



**TC46**  
**Universal 4-Pole Square Type Connector**  
• 12\"



**TC48**  
**48\"**



**TC427**  
**3 ft. long 4-wire trailer extension**  
• Uses vehicle frame ground  
• Includes serrated edge ring terminal



**TC430**  
**4 ft. long 4-wire trailer extension**  
• Passes through vehicle-ground  
• Color center bonded wire



**TC481**  
**48\"**

# TRAILER CONNECTORS

## 4-WIRE CONNECTORS (continued)



**TC529**  
12" Tow vehicle end  
(include 3 splice connectors)




**TC530**  
48" Tow vehicle end



**TC531**  
4-Wire flat tow vehicle  
• End knockout connector  
(for use w/1.25" hole diameter)



**TC532**  
12" Trailer end



**TC533**  
10 ft. 4-wire flat extension  
• Ideal for 5th wheel trailers



**TC552**  
48" Tow Vehicle End and 20 ft. Trailer End Y-harness  
• Wishbone design includes 3 splice connectors

## 5-WIRE CONNECTORS



**TC50**  
Universal 5-Pole Trailer Connector  
• Used for vehicles using separate stop light and Directional lamps  
• Plug and receptacle are not sold separately.

## 6-WIRE CONNECTORS



**TC62**  
Universal 6-Pole Trailer Connector  
• Used for trailer requiring a six-circuit connection such as electric brakes

## IN-LINE CONNECTORS




**TC20 (Set)**  
2-Pole Trailer Connector  
• Hard rubber body, soft rubber end caps  
• All brass, metal components, polarized  
• Accepts up to 12 ga. wire



**TC42 (Set)**  
4-Pole Trailer Connector  
• Hard rubber body, soft rubber end caps  
• All brass, metal components, polarized  
• Accepts up to 12 ga. wire

# TRAILER CONNECTOR BRACKETS

## TRAILER CONNECTOR BRACKETS



**TCP45C**  
**Vehicle Mounting Bracket**  
 • Used to mount 4-wire trailers



**TCP62C**  
**Universal Trailer Connector Bracket**  
 • 4, 5, 6-Pole mounting bracket  
 • Heavy gauge cadmium plated steel trailer connector bracket




**TCP78C**  
**Universal Trailer Connector Bracket**  
 • 7, 9-Pole mounting bracket  
 • Corrosion-resistant plated steel

## MISCELLANEOUS




**TCP77B**  
**Universal Trailer Connector Socket Boot**  
 • Weatherproof housing  
 • Used with TCP77F



**TC1**  
**Trailer Cable Connector Cleaner - 7 Pin**  
 • Push/pull into plug holes, to clean electrical contact areas  
 • Easy grip handle  
 • Self cover for storage  
 • Sturdy construction



**TC7T**  
**Economy Circuit Tester**  
 • Economy tester finds open circuits, blown fuses, connections quickly and easily. Test lead with alligator clip included



**TC8T**  
**Tow Doctor Vehicle Wire Harness Test Kit**  
 • Tests all tow vehicle functions  
 • Adapts to 4-way flat, 6-way round, 7-way RV blade and 7-way heavy duty pin  
 • Heavy Duty, 20' extension cord  
 • Attractive durable storage case



**TC455**  
**Trailer Connector Sto-Box**  
 • Stores and protects 4-way flat trailer connectors from weather and corrosion  
 • Connects directly onto bumper  
 • Installation looks neat and professional



**TC468**  
**T-connector**  
 • LED 4 pole trailer connector tester



**TC509**  
**Trailer Wiring Circuit Breaker**  
 • Protect vehicle from costly circuit or overload damage  
 • Indicator lights pinpoint location of short



# TRAILER CABLES

## TRAILER WIRE ACCESSORIES

### Economy Circuit Tester

Part No.	Description
TC7T	Economy tester finds open circuits, blown fuses, bad connections quickly and easily. Test lead with alligator clip included.
TC1	Trailer assembly connector cleaner. Self storing cap. 7 Pin.

## MOLDED CONNECTORS

### Universal 4-Pole Square Type Trailer Connector

Part No.	Description
ET450	<ul style="list-style-type: none"> <li>• 12" leads, 18-gauge</li> <li>• Plug and receptacle are not sold separately</li> <li>• Includes 6 quick splice connectors</li> </ul>

### 4-Pole Molded Trailer Connector

Part No.	Description
ET456	<ul style="list-style-type: none"> <li>• 18 gauge pigtails</li> <li>• Ideal for utility, boat, camper trailer</li> <li>• Will accommodate stop lights, directional lights, tail lights, and ground. Plug and receptacle not sold separately</li> <li>• Includes 6 quick splice connectors</li> </ul>

### Universal 5-Pole Trailer Connector

Part No.	Description
ET451	<ul style="list-style-type: none"> <li>• Used for vehicles with separate stop light and directional lamps</li> <li>• Plug and receptacle are not sold separately</li> <li>• Includes 6 quick splice connectors</li> </ul>

### 6-Pole Molded Trailer Connector

Part No.	Description
ET452	<ul style="list-style-type: none"> <li>• Used for trailers requiring a six-circuit connection such as electric brakes</li> <li>• Plug and receptacle are not sold separately</li> <li>• Includes 6 quick splice connectors</li> </ul>

## POSI-PLUG™ QUICK DISCONNECT


Part No.	Gauge	Qty. Per Pkg.
ET535	18	1

**EASY AS ①②③**

① Strip wire 1/2"

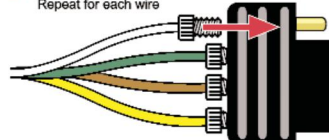


② Insert



③ Hand tighten

Repeat for each wire



ET Display Package



TC7T



TC1



ET450



ET456



ET451



ET452



ET535



# ***MARINE WIRE & CABLE***

# PRIMARY WIRE & ACCESSORIES

**STANDARD The Number One Choice! For Automotive & Marine...**



OE manufacturers have been using TWP (thin wall PVC) wire since the early 1990s in order to save weight without sacrificing functionality. Wire gauge is determined by the total cross sectional area of the copper conductor strands (see listings below). Don't be misled by the thickness of the jacket when selecting wire size.

- Our TWP primary wire is manufactured with the highest stranded copper wire with tough durable vinyl insulation.
- The insulation resists abrasion, grease, oil and battery acid; and won't support combustion.
- Our wire is available in a broad range of sizes, types, and colors for any electrical repair, replacement or customizing job.

## THERMOPLASTIC PRIMARY WIRE

SAEJ1128 Requirement – Type TWP Temperature Max 80°C/176°F

Wire Ga.	Strands & Gauge	O.D.	Color	Ft.	Display Pack	Part No.	
						100 Ft. Spool	1000 Ft. Spool
22	7 x 30	.062	Black Blue Red White	50'	CW22B CW22E CW22R CW22W	C22EB C22E C22ER C22EW	
20	7 x 28	.070	Black Blue Green Red White Yellow	50'	CW20B CW20E CW20G CW20R CW20W CW20Y	C20EB C20E C20EG C20ER C20EW C20EY	C20E-10  C20ER-10
18	19 x 31	.078	Black Blue Brown Green Red White Yellow	50'	CW18B CW18E CW18BR CW18G CW18R CW18W CW18Y	C18EB C18E C18EBR C18EG C18ER C18EW C18EY	C18EB-10 C18E-10 C18EBR-10 C18EG-10 C18ER-10 C18EW-10 C18EY-10
16	19 x 29	.089	Black Blue Brown Green Orange Pink Purple Red White Yellow	35'	CW16B CW16E CW16BR CW16G CW16T CW16PK CW16P CW16R CW16W CW16Y	C16EB C16E C16EBR C16EG C16ET C16EPK C16EP C16ER C16EW C16EY	C16EB-10 C16E-10 C16EBR-10 C16EG-10 C16ET-10 C16EPK-10 C16EP-10 C16ER-10 C16EW-10 C16EY-10

# **STANDARD**® Primary Wire, ... The Number One Choice!

**BULK WIRE DISPENSER**

Designed to help you sell bulk wire from spools by the foot. Height – 18", Width – 14", Depth – 12", 3 tiers.

Part No.	Description	Std. Pkg.
SWR1	Primary wire dispenser and header	1

**THERMOPLASTIC PRIMARY WIRE**

SAEJ1128 Requirement – Type TWP Temperature Max 80°C/176°F

Wire Ga.	Strands & Gauge	O.D.	Color	Ft.	Part No.						
					Display Pack	100 Ft. Spool	1000 Ft. Spool				
14	19 x 27	.103	Black	25'	CW14B	C14EB	C14EB-10				
			Blue		CW14E	C14E	C14E-10				
			Brown		CW14BR	C14EBR	C14EBR-10				
			Black with Red Stripe		CW14BS	C14BS	C14BS-10				
			Green		CW14G	C14EG	C14EG-10				
			Orange		CW14T	C14ET	C14ET-10				
			Pink		CW14PK	C14EPK	C14EPK-10				
			Purple		CW14P	C14EP	C14EP-10				
			Red		CW14R	C14ER	C14ER-10				
			White		CW14W	C14EW	C14EW-10				
			Yellow		CW14Y	C14EY	C14EY-10				
			12		19 x 25	.142	Black	15'	CW12B	C12EB	C12EB-10
							Blue		CW12E	C12E	C12E-10
							Brown		CW12BR	C12EBR	C12EBR-10
Green	CW12G	C12EG		C12EG-10							
Red	CW12R	C12ER		C12ER-10							
White	CW12W	C12EW		C12EW-10							
Yellow	CW12Y	C12EY		C12EY-10							
10	19 x 23	.175		Black			10'		CW10B	C10EB	C10EB-10
			Blue	CW10E	C10E	C10E-10					
			Brown	CW10BR	C10EBR	C10EBR-10					
			Green	CW10G	C10EG	C10EG-10					
			Red	CW10R	C10ER	C10ER-10					
			White	CW10W	C10EW	C10EW-10					
			Yellow	CW10Y	C10EY	C10EY-10					
			8	19 x 21	.226	Black		—	—	C8EB	
Blue	—	C8E									
Red	—	C8ER									
6	—	—	Black	—	—	C6E*					
			Red		—	C6ER*					
4	—	—	Red	—	—	C4ER*					

\*SGR cable rated 105°C / 221°F

# PRIMARY WIRE



## SPEAKER WIRE

Wire Gauge	Color	Display Pack	Ft.	Part No.	
				100 Ft. Spool	1000 Ft. Spool
20	Clear	CW20-2	20	CF20-2P	CF20-2P-10
18	Clear	CW18-2	20	CF18-2P	CF18-2P-10
16	Clear	CW16-2	15	CF16-2P	

## FUSIBLE LINK WIRE

Wire Gauge	Sq. mm	Strands	O.D.	Display Color	Part No.		
					Spool	Ft.	Display Pack
20	0.5	7 x 28	.087"	Grey	CW20F	25	
18	0.8	16 x 30	.110"	Black	CW18F	25	ET31
18				Blue			
18				Red			
16	1.0	19 x 29	.150"	Black	CW16F	20	ET34
16				Black			
16				Orange			
14	2.0	19 x 27	.165"	Black	CW14F	15	ET33
14				Grey			
14				Green			
12	3.0	19 x 25	.200"	Blue	CW12F	10	
10	5.0	19 x 23	.213"	Orange	CW10F	8	

Part No.	Desc.	Gauge	Length	Part No.	Desc.	Gauge	Length
ET30	Ford	18	10½"	ET34	Chrysler	16	8"
ET31	Chrysler	18	8"	ET35	GM	16	9¼"
ET32	Ford	14	10¼"	ET36	Ford	16	9½"
ET33	GM	14	9½"	ET37	Chrysler	14	8"

NOTE: Fusible link wire is made to be an exact replacement for the fusible links used by OE on battery cable and other circuits for protection from current overloads. Always replace fusible link with same size and gauge used on original circuit. In general, fusible link is four gauges smaller than the circuit wire. (EXAMPLE: Circuit wire = 10 ga.; fusible link = 14 ga.)

ET Display Package

# PRIMARY WIRE

## HEAVY DUTY CROSS LINKED POLYETHYLENE PRIMARY WIRE

SAE J-1128 TYPE SXL 125° C/257° F

Cross-linked polyethylene insulation provides outstanding resistance to heat. It withstands severe conditions which can degrade regular plastic primary wire such as oil, gasoline, and abrasion as well as heat. An overloaded wire will not melt and fuse with other wires in a harness. The damaged wire can be slid from the harness and replaced individually. Recommended for all heavy duty applications including trucks, buses, and fleets.



Wire Gauge	Stranding	O.D.	Color	100' Ft. Spool
18	16 x 30	.092	Black	<b>C118EB</b>
			Blue	<b>C118E</b>
			Brown	<b>C118EBR</b>
			Green	<b>C118EG</b>
			Red	<b>C118ER</b>
			White	<b>C118EW</b>
			Yellow	<b>C118EY</b>
16	19 x 29	.089	Black	<b>C116EB</b>
			Blue	<b>C116E</b>
			Brown	<b>C116EBR</b>
			Green	<b>C116EG</b>
			Red	<b>C116ER</b>
			White	<b>C116EW</b>
			Yellow	<b>C116EY</b>
14	19 x 27	.103	Black	<b>C114EB</b>
			Blue	<b>C114E</b>
			Brown	<b>C114EBR</b>
			Green	<b>C114EG</b>
			Red	<b>C114ER</b>
			White	<b>C114EW</b>
			Yellow	<b>C114EY</b>

Wire Gauge	Stranding	O.D.	Color	100' Ft. Spool
12	19 x 25	.125	Black	C112EB
			Blue	C112E
			Brown	C112EBR
			Green	C112EG
			Red	C112ER
			White	C112EW
			Yellow	C112EY
10	19 x 23	.152	Black	C110EB
			Blue	C110E
			Brown	C110EBR
			Green	C110EG
			Red	C110ER
			White	C110EW
			Yellow	C110EY

## FLAT MULTI-CONDUCTOR AUTOMOTIVE CABLE

SAE J1128 Type GPT Temperature Rating for individual conductors 60° C/140° F


### Parallel Insulated

Part No.	Gauge	Cond.	Colors	Stranding	Qty. Per Pkg.
<b>C16-4E</b>	16	4	Red, Green	19 x 29	100
<b>C16-4V</b>	16	4	White, Black	19 x 29	25
<b>C14-4J</b>	14	4		19 x 27	100
<b>C16-3E</b>	16	3	Red, Green	19 x 29	100
<b>C14-3J</b>	14	3	Black	19 x 27	100
<b>C12-3J</b>	12	3		19 x 25	100
<b>C16-2E</b>	16	2		19 x 29	100
<b>C14-2E</b>	14	2	Black, Red	19 x 27	100
<b>C12-2E</b>	12	2		19 x 25	100
<b>C10-2E</b>	10	2		19 x 23	100

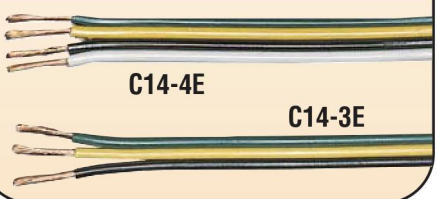
### Parallel Bonded

<b>C16-4B</b>	16	4		19 x 29	100
<b>ET457</b>	16	4	Brown, Green	19 x 29	25
<b>C14-4E</b>	14	4	Yellow, White	19 x 27	100
<b>C12-4E</b>	12	4		19 x 25	100
<b>C16-3B</b>	16	3		19 x 29	100
<b>C16-3V</b>	16	3	Brown, Green	19 x 29	25
<b>ET458</b>	16	3	Yellow	19 x 29	25
<b>C14-3E</b>	14	3		19 x 27	100

### PARALLEL INSULATED



### PARALLEL BONDED



ET Display Package

# PRIMARY WIRE

## PRIMARY WIRE LENGTH AND SIZE

Selecting the correct gauge of primary wire for specific applications is very important. Refer to the following chart to help resolve questions about 12 volt systems.

12 Volt System	Total Length of Wire Using Ground Return										
	Amps. Approx.	10'	20'	30'	40'	50'	60'	70'	80'	90'	100'
1	20	20	20	20	20	20	20	20	18	18	18
1.5	20	20	20	20	20	20	20	18	18	18	18
2	20	20	20	20	18	18	18	18	16	16	16
3	20	20	20	18	18	16	16	16	16	14	14
4	20	20	18	16	16	16	14	14	14	14	12
5	20	18	18	16	14	14	14	14	12	12	12
6	20	18	16	16	14	14	14	14	12	12	12
7	18	18	16	14	14	12	12	12	12	10	10
8	18	16	16	14	12	12	12	12	10	10	10
10	18	16	14	12	12	12	10	10	10	10	10
11	18	16	14	12	12	10	10	10	10	10	8
12	18	16	14	12	12	10	10	10	10	8	8
15	18	14	12	12	10	10	10	10	8	8	8
18	16	14	12	10	10	8	8	8	8	8	8
20	16	12	12	10	10	8	8	8	8	8	6
22	16	12	10	10	8	8	8	8	8	6	6
24	16	12	10	10	8	8	8	8	6	6	6
30	14	10	10	8	8	6	6	6	6	4	4
36	14	10	8	8	6	6	4	4	4	4	4
50	12	8	8	6	4	4	4	4	2	2	2
100	8	6	4	4	2	2	1	0	0	0	2/2
150	6	4	2	2	1	0	2/0	2/0	2/0	3/0	3/0
200	6	2	2	1	0	2/0	3/0	4/0	4/0	4/0	4/0

Note that as the conductor length increases, so does resistance. For 6 volt systems, use half of the allowable 12 volt lengths, and for 24 volt systems use twice the allowable 12 volt lengths.

## Highest Quality... Designed Specifically For Marine Applications



### Marine Primary Wire – SAE Specification J378/J1128 Type GPT Temperature rating 105° C.

- Tough thermoplastic insulation is heat, oil and abrasion resistant
- Wide range of gauges and colors in convenient 100 ft. spools

100' spool Part No.	Wire Gauge	Stranding	O.D.	Color			
C218E	18	16 x 30	.092	Blue			
C218EB				Black			
C218EBR				Brown			
C218EG				Green			
C218ER				Red			
C218EY				Yellow			
C216E	16	19 x 29	.103	Blue			
C216EB				Black			
C216EBR				Brown			
C216EG				Green			
C216EGY				Gray			
C216EP				Purple			
C216EPK				Pink			
C216ER				Red			
C216ES				Tan			
C216ET				Orange			
C216EW				White			
C216EY				Yellow			
C214E				14	19 x 27	.117	Blue
C214EB							Black
C214EBR	Brown						
C214EG	Green						
C214EGY	Gray						
C214EP	Purple						
C214EPK	Pink						
C214ER	Red						
C214ES	Tan						
C214ET	Orange						
C214EW	White						
C214EY	Yellow						

Protect your boat using products specified by wire industry experts. Use only highest quality products designed specifically for Marine applications. All Standard Wire and Cable Marine products meet Marine industry standards. The requirements as set by the following:

U.S. Coast Guard, CFR 33 Part 183.  
 ABYC (American Boat and Yacht Council)  
 NMMA (National Marine Manufacturers Association)  
 SAE J378/J1128

Underwriters Laboratory Inc. BC-5W2  
 600 Volts requirement.  
 Temperature Rating 105° C

100' spool Part No.	Wire Gauge	Stranding	O.D.	Color			
C212E	12	19 x 25	.142	Blue			
C212EB				Black			
C212EBR				Brown			
C212EG				Green			
C212EGY				Gray			
C212EP				Purple			
C212EPK				Pink			
C212ER				Red			
C212ES				Tan			
C212ET				Orange			
C212EW				White			
C212EY				Yellow			
C210E				10	19 x 23	.175	Blue
C210EB							Black
C210EBR	Brown						
C210EG	Green						
C210EP	Purple						
C210ER	Red						
C210ET	Orange						
C210EW	White						
C210EY	Yellow						
C208EB	8	19 x 21	.216				Black
C208EG				Green			
C208ER				Red			
C208EW				White			




Highest Quality... Designed Specifically For Marine Applications



### MARINE MULTI CONDUCTOR CABLE — SAE SPECIFICATION J1128, TYPE GPT TEMPERATURE RATING 105° C

Flexible Copper Conductors have a tough PVC Jacket, are run parallel and covered with a Thermoplastic Insulation.

Part No.	AWG	Conductor's Colors	Stranding	Qty. Per Pkg.
C216-3E	16	3 (Black, Green, White)	19 x 29	100 Ft. spool
C214-3E	14		19 x 27	100 Ft. spool
C212-3E	12		19 x 25	100 Ft. spool
C210-3E	10		19 x 23	100 Ft. coil
C208-3E	8		19 x 21	100 Ft. coil
C206-3E	6		37 x 21	100 Ft. coil
C216-2E	16	2 (Red, Yellow)	19 x 29	100 Ft. spool
C214-2E	14		19 x 27	100 Ft. spool
C212-2E	12		19 x 25	100 Ft. spool
C210-2E	10		19 x 23	100 Ft. coil
C208-2E	8		19 x 21	100 Ft. coil
C206-2E	6		37 x 21	100 Ft. coil



### MARINE BATTERY CABLE — SAE SPECIFICATION J1127, TYPE SGR TEMPERATURE RATING 105° C

- Wide variety of gauges available from 6 to 4/0.
- Tough Thermoplastic Insulation is available in black or red.

Part No.	Cable Gauge	Stranding	O.D.	Qty. Per Pkg.
MC6BL	6	49 x .0225	.305	50 Ft.
MC6RL	6	49 x .0225	.305	50 Ft.
MC4BL	4	61 x .0250	.365	50 Ft.
MC4RL	4	61 x .0250	.365	50 Ft.
MC2BL	2	133 x .0218	.325	50 Ft.
MC2RL	2	133 x .0218	.325	50 Ft.
MC1BL	1	156 x .0225	.495	50 Ft.
MC1RL	1	156 x .0225	.495	50 Ft.
MC0BL	1/0	133 x .0275	.545	50 Ft.
MC0RL	1/0	133 x .0275	.545	50 Ft.
MC00BL	2/0	133 x .315	.588	50 Ft.
MC00RL	2/0	133 x .315	.588	50 Ft.
MC000BL	3/0	259 x .0250	.670	50 Ft.
MC000RL	3/0	259 x .0250	.670	50 Ft.
MC0000BL	4/0	323 x .0253	.788	50 Ft.
MC0000RL	4/0	323 x .0253	.788	50 Ft.

## Protect & Organize Automotive & Marine Wiring With Wire Loom

### SPIRAL WRAP

Protects cables while permitting wires to lead out from anywhere along the length. Natural white polyethylene. Temperature range: -50°F. to +160°F.

Part No.	Color	Std. Pkg.	Display Pack	Qty. Per Pkg.	O.D.
CL8	Natural	50'	ET8	5'	1/4"
CL7	Natural	50'	ET7	5'	1/2"
—	Yellow	—	ET7Y	5'	1/2"
—	Blue	—	ET7E	5'	1/2"
—	Black	—	ET7B	5'	1/2"
—	Red	—	ET7R	5'	1/2"
CL9	Natural	50'	ET9	5'	3/4"

### CLEAR VINYL

Recommended for truck and trailer applications exposed to weather. Protects against acid, salt and oil. Temperature range: -15°F. to +195°F.

Part No.	I.D.	Std. Pkg.
CL30	1/4"	50 Ft. Coil
CL32	3/8"	50 Ft. Coil
CL33	1/2"	50 Ft. Coil

### BLACK NEOPRENE LOOM

Part No.	I.D.	Std. Pkg.
CL5N	5/16"	50 Ft. Coil

### PVC SPLIT LOOM

Protect your wiring. Split seam allows easy insertion and removal without disconnecting wire or cable. Temperature range: -15°F. to +195°F.

Part No.	Color	Std. Pkg.	Bulk Pkg.	Std. Pkg.	Display Pack	Qty. Per Pkg.	I.D.
CL4S	Black	50'	CLB4	250'	ET3	12'	1/4"
CL5S	Black	50'	CLB5	250'	ET5	12'	3/8"
CL6S	Black	50'	—	—	ET6	12'	7/16"
CL16	Black	50'	CLB16	250'	—	—	1/2"
CL10S	Black	50'	—	—	—	—	5/8"
CL11S	Black	50'	CLB11	250'	ET4	6'	3/4"
CL12S	Black	50'	CLB12	150'	—	—	1"
CL13S	Black	50'	CLB13	150'	—	—	1 1/2"
CL5SE	Blue	50'	—	—	ET5E	12'	3/8"
CL5SY	Yellow	50'	—	—	ET5Y	12'	3/8"
CL5SR	Red	50'	—	—	ET5R	12'	3/8"
CL5SW	White	50'	—	—	ET5W	12'	3/8"

### HIGH TEMPERATURE NYLON SPLIT LOOM

Protection for wire routed near exhaust manifolds or other hot engine parts. Combines abrasion and superior thermal protection. Marked with white stripe. Temperature rating -20° F to 300° F.

Part No.	I.D.	Std. Pkg.	Part No.	I.D.	Std. Pkg.
CL38	1/4"	50 Ft. Coil	CL41	3/4"	50 Ft. Coil
CL39	3/8"	50 Ft. Coil	CL42	1"	50 Ft. Coil
CL14S	7/16"	50 Ft. Coil	CL43	1 1/2"	50 Ft. Coil
CL40	1/2"	50 Ft. Coil			

### HIGH TEMPERATURE REFLECTIVE LOOM

High Temperature Reflective Loom protects up to 450°F / 232°C. Protects cables, harnesses, hoses, etc.


Part No.	I.D.	Length	Std. Pkg.
CL17S	3/4"	15'	1

### ASPHALT-COATED FABRIC LOOM

Seamless, moisture-proof loom for heavy duty service. For temperatures up to 250°F. Meets or exceeds SAE J562A specifications.

Part No.	I.D.(min.)	Std. Pkg.	Bulk Pkg.	Std. Pkg.
CL19	3/16"	50'		
CL20	1/4"	50'	CLB20	250'
CL21	5/16"	50'		
CL22	3/8"	50'	CLB22	250'
CL23	7/16"	50'		
CL24	1/2"	50'	CLB24	250'
CL26	5/8"	50'		
CL28	3/4"	50'		
CL29	1"	50'		

ET Display Package



### LOOM INSTALLATION TOOL



CL15

CL15 - Make installing wire loom quick and easy with this handy loom installation tool. Just slip over wire and start loom, tool spreads loom while it feeds over wire. Use with 3/8" and 5/8" ID split loom.  
**Standard Package 1.**

# WIRING ACCESSORIES

## LOOM TEE CONNECTORS

Connects branch runs to main loom wiring.

Part No.	Loom	Left I.D.	Center I.D.	Right I.D.	Std. Pkg.
CL34	Use with CL6S & CL16	1/2"	1/2"	1/2"	1
CL35	Use with CL5S	13/32"	23/64"	23/64"	1
CL36	Use with CL5S CL6S, CL11S	3/4"	23/64"	3/4"	1
CL37*	Loom outlet Use with CL5S & CL6S	13/32"	—	13/32"	1

\* Loom outlet — Holds loom tight at breakouts

## ELECTRICAL TAPE

Part No.	Description	Qty. per Pkg.
ET261	Electrical Tape 30 - foot roll	1 roll

## WIRING CLIPS

Part No.	Qty.	Description	Display Pack	Qty. Per Pkg.
ST60	50	Push-on metal wiring clip for flat surfaces	ET290	4
ST61	50	Bolt on wiring clip 5/16" mounting hole		
ST62	50	Adhesive-backed wiring clip 1 1/4" L. x 3/16" I.D.	ET62	4
ST63	50	1 1/2" L. x 1/4" I.D.		
ST64	50	2" L. x 3/8" I.D.		
ST65	50	2 1/4" L. x 1/2" I.D.		
ST291	50	1/4" I.D.	ET291	6
ST292	50	3/8" I.D.	ET292	4
ST294	50	1/2" I.D.	ET294	4
ST295	50	3/4" I.D.	ET295	3
ST293	50	1 1/2" sq. nylon base	ET293	4
		Molded nylon harness bracket		
ST69	25	1/4" I.D.		
ST66	25	1/2" I.D.		
ST67	25	3/4" I.D.		
		Asst. of 4 ea. ST66, ST67, ST69	ET270	12
		Rubber cushioned steel clamp		
ST70	25	1/4" I.D.	ET273	7
ST73	25	3/8" I.D.	ET296	6
ST71	25	1/2" I.D.	ET274	6
ST74	25	5/8" I.D.	ET297	4
ST72	25	3/4" I.D.	ET275	5
ST75	25	1" I.D.	ET298	4
		Asst. of 2 ea. ST70, ST71, ST72	ET272	6
		Push-mount wiring clip		
ST296	10	1/4" I.D.		
ST297	10	1/2" I.D.		

## COATED METAL CLAMPS

Part No.	I.D.	Hole Diameter	Width	Std. Pkg.
ST80	1/4"	1/4"	3/4"	25
ST81	3/8"	13/32"	3/4"	25
ST85	1/2"	13/32"	3/4"	25
ST82	5/8"	13/32"	3/4"	25
ST83	3/4"	13/32"	3/4"	25
ST84	1"	13/32"	3/4"	25

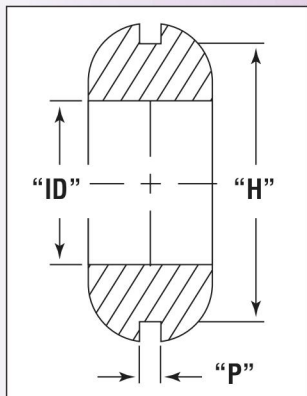
## VACUUM CAPS

Part No.	Description	Qty. per Pkg.
ET505	Rubber Vacuum Caps, Display Pkg., 8-pcs. with holder	8 per clam
ET506	Vinyl Vacuum Caps, Display Pkg., 35-pcs.	35 per clam

ET Display Package



## Protect Your Wiring... Keep Your Wires Neatly Bundled And Organized



ET40



STA50



ET11

Tie Strap Gun. Included in STA50 Tie Strap Kit.

### VINYL WIRE GROMMETS

Flexible, oil resistant, high dielectric grommets resist harsh engine compartment conditions.

Part No.	ID	Hole	Panel	Std. Pkg.
ET44	1/8"	1/4"	1/16"	33
ET40	1/4"	3/8"	1/16"	20
ET45	3/8"	1/2"	1/16"	26
ET46	5/8"	7/8"	1/16"	12
ET41+	1/4", 3/16", 1/8"	3/8", 5/16", 1/4"	1/16"	21
ET42+	3/8", 5/8", 3/4"	5/8", 7/8", 1"	1/8", 1/16"	8
ET43+	5/8", 3/8", 1/2"	1", 3/4", 5/8", 7/16"	1/8", 1/16"	15
	1/4", 3/16", 1/8"	3/8", 5/16", 1/4"		
GR1	1/8"	1/4"	1/16"	25
GR2	1/4"	3/8"	1/16"	25
GR3	3/8"	1/2"	1/16"	25
GR4	1/2"	13/16"	1/16"	25
GR5	5/8"	7/8"	1/16"	25
GR6	3/4"	1 1/16"	1/16"	25
GR7	7/8"	1 1/4"	1/16"	25
GR8	1"	1 3/8"	1/8"	25

ET display packaging  
+ Assorted sizes

### WIRE TIE STRAP KIT & ACCESSORIES

Wire tie kit has everything needed to keep wiring neatly bundled and out of the way. The tensioning tool comes as part of the assortment or separate part number.

Part No.	Description	Qty. per Pkg.
STA50	Tensioning Tool Kit	1 kit
ET11	Tie Strap Gun	1

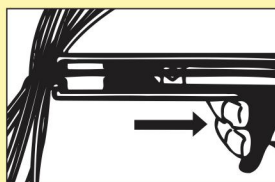
#### STA50 Contents:

- 1 Tensioning Tool
- 50 - 6" white universal tie straps - Re-Order STT273
- 50 - 8" black universal tie straps - Re-Order STT275
- 5 - mounting clips - Re-Order ET293, ST293
- Instruction sheet

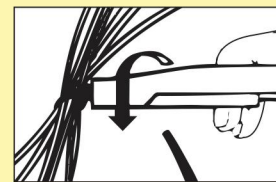
### TENSIONING INSTRUCTIONS



1. Loop cable tie around bundle. Thread tail through head of cable tie and hand tighten.



2. Position cable tie in tool and pull trigger to tighten keeping tension on trigger.



3. A quick twist of the gun in a counter-clockwise direction cuts the excess tail, leaving no sharp edge.

ET Display Package

# WIRING TIE STRAPS

Protect Your Wiring... Keep Your Wires Neatly Bundled And Organized

## NYLON WIRE TIE STRAPS

	Part No.	Length	Tensil Strength	Width	Bundle Dia.	Qty.	
Standard - Non Releasable - Natural	ET280L	Asst.; 5 ea. STT253, STT256, STT271 and 2 ea. ST293					
	STT256 STT256M ET256	4"	18lbs.	.10"	.75"	100 1000 15	
	STT273 STT273C STT273M	6"	30lbs.	.14"	1.25"	25 100 1000	
	STT271 STT271C STT271M ET271L	8"	50lbs.	.18"	1.75"	25 100 1000 20	
	STT252 STT252C STT252M ET252L	11.75"	50lbs.	.18"	3.00"	25 100 1000 15	
	STT253 STT253C STT253M ET253L	15.5"	50lbs.	.18"	4.00"	10 100 1000 12	
	STT272 STT272C STT272D	15.25"	120lbs.	.30"	4.00"	10 100 500	
	STT281C STT281M	4"	18lbs.	.10"	.75"	100 1000	
	STT282 STT282C	6"	30lbs.	.14"	1.25"	25 100	
	STT275 STT275C STT275M ET279L	8"	50lbs.	.18"	1.75"	25 100 1000 20	
	STT276 STT276C STT276M ET276L	11.75"	50lbs.	.18"	3.00"	25 100 1000 15	
	STT277 STT277C STT277M	15.5"	50lbs.	.18"	4.00"	10 100 1000	
	STT278 STT278C STT278D	15.25"	120lbs.	.30"	4.00"	10 100 500	
	Standard - Non Releasable - Black UV Resistant	STT259	6.5" Stud Size #8	30lbs.	.14"	1.38"	25
STT250 STT250C STT250M ET250 ET250L		8.5" Stud Size #10	50lbs.	.18"	1.75"	25 100 1000 8 20	
STT251 STT251C STT251D ET251L		16" Stud Size #10	50lbs.	.18"	4.00"	25 100 500 8	
STT274 STT274C		16.25" Stud Size .25"	120lbs.	.30"	4.00"	25 100	
STT254 ET254 ET254L		5.5"	50lbs.	.34"	1.375"	25 6 20	
STT255 ET255L		10"	50lbs.	.34"	2.75"	10 10	
Mounting - Non Releasable Natural							
Releasable - Black U.V. Resistant							

Specialty Tie Straps					
Part No.	Length	Tensil Strength	Width	Bundle Dia.	Qty.
STT270	12"	50lbs.	.18"	1.5"	25
		40lbs.		Each Loop	
STT279	15.25" Stud Size .25"	120lbs.	.18"	4"	50

<b>Standard - Non Releasable</b>	
	<b>STT252</b>
<b>Standard - Non Releasable U.V. Resistant</b>	
	<b>STT275</b>
<b>Mounting - Non Releasable</b>	
	<b>STT250</b>
<b>Standard - Releasable - U.V. Resistant</b>	
	<b>STT254</b>
<b>Non Releasable - Neutral</b>	
	<b>STT259</b>
<b>Double Headed - Non Releasable</b>	
	<b>STT270</b>
<b>Heavy Duty Stud Mount - Non Releasable</b>	
	<b>STT279</b>


ET Display Package

## Protect Your Wiring... Keep Your Wires Neatly Bundled And Organized

### MULTI-COLORED NYLON WIRE TIE STRAPS


	MULTI-COLORED NYLON WIRE TIE STRAPS						
	Part No.	Color	Length	Tensil Strength	Width	Bundle Dia.	Qty.
Standard - Non Releasable	STT256E	Blue	4"	18lbs.	.10"	.75"	100
	ET256E						15
	STT256R	Red	4"	18lbs.	.10"	.75"	100
	ET256R						15
	STT256W	White	4"	18lbs.	.10"	.75"	100
	ET256W						15
	STT256Y	Yellow	4"	18lbs.	.10"	.75"	100
	ET256Y						15
	STT271E	Blue	8"	50lbs.	.18"	1.75"	25
	ET271EL						20
	STT271R	Red	8"	50lbs.	.18"	1.75"	25
	ET271RL						20
	STT271W	White	8"	50lbs.	.18"	1.75"	25
	ET271WL						20
STT271Y	Yellow	8"	50lbs.	.18"	1.75"	25	
ET271YL						20	

ET Display Pack




### MULTI-COLORED SPIRAL WRAP

Part No.	Color	Std. Pkg.	O.D.
ET7E	Blue	5'	1/2"
ET7R	Red	5'	1/2"
ET7Y	Yellow	5'	1/2"




### MULTI-COLORED PVC SPLIT LOOM

Part No.	Color	Std. Pkg.	Display Pack	Qty. Per Pkg.	I.D.
CL5SE	Blue	50'	ET5E	12'	3/8"
CL5SR	Red	50'	ET5R	12'	3/8"
CL5SW	White	50'	ET5W	12'	3/8"
CL5SY	Yellow	50'	ET5Y	12'	3/8"




# STANDARD®

## Primary Wire, Terminals & Accessories



Proper Tools To Do  
The Job Right




Spiral Wrap & Loom To Neatly  
Bundle Any Wiring Job

## A Comprehensive Source For All Your Wiring Needs




Wide Range Of Parts To  
Fit Almost Every Need



Time Saving  
Accessories To Get  
The Job Done Fast



Store Your Wiring Products Neatly Into Wire Cabinet AB99W.  
Organizes Your Wire And Cable Parts So They Are Always At  
Your Finger Tips.



## ***CABLE ACCESSORIES***



## MULTIPLE BATTERY ISOLATORS


- Electronically isolates auxiliary battery from main start battery.
- One way directional design prevents auxiliary battery from robbing main/start battery.
- No matter how drained an accessory battery becomes, the main battery will always have the power to start the engine.
- Suitable for all multi-battery systems, including RV and inboard marine.
- Multi-battery isolators are designed for alternator systems with negative ground, and batteries of the same nominal voltage. Batteries of differing voltages cannot be used.
- For optimum systems performance batteries labeled “Deep Cycle” should be used in the auxiliary position.

**BP42 - 95 AMP Multi-Battery Isolator** – For one main battery, one auxiliary battery, alternator up to 95 amp output, including GM “CS” series alternator.

**BP43 - 120 AMP Multi-Battery Isolator** – For one main battery, one auxiliary battery, alternator up to 120 amp output, including GM “CS” series alternator.

**BP44 - Battery Isolator Installation Kit** – Kit includes: 15 feet of 8 gauge primary wire; 50 Amp circuit breaker; Terminal and connector hardware pack; 8 ga., ring terminals, (2 1/4" stud, 4 5/16" stud, 1 3/8" stud), 1 - 12-10 ga splice, 2 each 1/4" nuts and washers, 2 circuit breaker mounting screws.

**BP45 - Connector Assembly Kit** – For GM & Jeep vehicles with Delcotron “CS” series alternators. Group 2 applications - 1985 and newer. Kit includes: Various 16-14 ga terminals, sense wire for “S” position on certain GM “CS” alternator connectors, primary wire.



### BATTERY ISOLATOR APPLICATIONS

Alternator Type	Max Alt. Output	2 Batteries 1 Main, 1 Auxiliary	Recommended Primary Wire Gauge Circuit Breaker or Installation Kit			
			Wire Length			
			15ft.	20ft.	25ft.	30ft.
<b>Group #1</b> <b>Delco (GM)</b> , except Delcotron CS series alternators (1984 and earlier) <b>Ford</b> All models through 1997 <b>Chrysler</b> All models, all years, including externally regulated Nippondenso alternators <b>Motorola</b> Load Handler series 8EM remote sense series Japanese Imports with external voltage regulators or external sensing	Up to 95 Amps	<b>BP42*</b>	8 ga. 50 Amp (1)	6 ga. 50 Amp	4 ga. 50 Amp	4 ga. 50 Amp
<b>Group #2</b> <b>Delco (GM)</b> , with Delcotron CS series alternators (most 1985 and newer)** or CS130D, (1993 and newer) <b>Ford</b> - All models 1998 and later <b>Jeep</b> - equipped with Delcotron CS series alternators (1985 and 1990)** <b>Toyota and Honda</b> Nippondenso Alt. Owith internal regulator	Up to 95 Amps	<b>BP43*</b>	6 ga. 80 Amp	4 ga. 80 Amp	2 ga. 80 Amp	1 ga. 80 Amp

\*BP45 connector kit is required for Group 2 applications with Delcotron “CS” alternators. Included is a sense wire required for the CS130D alternator. \*\*CS series alternator is identified by the number of holes in the plug-in connector. The CS series has 3 smaller square holes and 1 larger square hole. CS130D alternator has 4 square holes all the same size. Standard series has 2 slotted holes.

(1) — 8 ga. wire, 50 Amp circuit breaker or BP44 connector kit (includes: 15 ft. 8 ga. wire, 50 Amp CB, terminals and connectors).

Refer to detailed assembly instructions included with each Multi-Battery Isolator.


## Customize Your Own Battery Cables... And Welding Cables...



Bulk battery and welding cable can help you repair or adapt to a wide range of cable make-ups. Our bulk cable comes in a wide range of gauges and coil lengths. Also available is a complete selection of individual terminals, adapters and other accessories to accommodate any situation: from an emergency hookup to a custom application.

Our **heavy duty cable** exceeds SAE Spec J1127 for Type SGR cable, and exhibits higher levels of heat resistance and resistance to corrosive elements (oil and moisture). That's why our cable works better and lasts longer.

**Insulation Temperature Rating 110° C (230° F)**



### HEAVY DUTY – TYPE SGR/SAEJ1127

Part No.			Cable		
25ft. Coil	50ft. Coil	100ft. Coil	Gauge	Stranding	O.D.
CS6V	—	C6E	6	49 x 23	.295"
CS4V	CS4L	CS4C	4	61 x 22	.365"
CS2V	CS2L	CS2C	2	126 x 23	.490"
CS1V	CS1L	CS1C	1	156 x 23	.495"
CS0V	CS0L	CS0C	1/0	133 x 21	.545"
CS00V	CS00L	CS00C	2/0	133 x 20	.575"
CS000V	CS000L	CS000C	3/0	259 x 22	.670"
CS0000V	—	—	4/0	323 x 22	.788"



DON'T try this on conventional battery cable! This is what a hot soldering iron does to conventional battery cable jacket after 30 seconds . . .



Our heavy duty battery cable takes the heat. No trace of melting or burning after contact with same hot soldering iron. In some applications, battery cables can make contact with hot engine parts which often reach temperatures as high as a hot soldering iron.

**Insulation Temperature Rating 105° C (201° F)**



**Go to page numbers E25-E26, for Marine Battery Cable**

### HEAVY DUTY RED CABLE – TYPE SGR/SAEJ1127

Part No.			Cable		
25ft. Coil	50ft. Coil	100ft. Coil	Gauge	Stranding	O.D.
CS6RV	—	CS6RC	6	49 x 23	.295"
CS4RV	—	CS4RC	4	61 x 22	.365"
CS2RV	—	CS2RC	2	126 x 23	.490"
CS1RV	—	CS1RC	1	156 x 23	.495"
CS0RV	CS0RL	CS0RC	1/0	133 x 21	.551"
CS00RV	CS00RL	CS00RC	2/0	133 x 20	.575"
CS000RV	CS000RL	CS000RC	3/0	361 x 23	.671"
CS0000RV	—	—	4/0	361 x 22	.788"

#### ORDERING INFORMATION

Suffixes in charts indicate length of coil. (**V** = 25 ft. coil, **L** = 50 ft. coil; **C** = 100 ft. coil.) Cable is sold by the foot, not by the coil. To order, specify total number of feet required, followed by part number and desired coil size (suffix).

**Examples:** To order four-25 ft. coils of 1 gauge battery cable, order 100' **CS1V**. To order one-50 ft. coil of 2 gauge battery cable, order 50' **CS2L**. To order three-25 ft. coils of 2 gauge welding cable, order 75' **WC2V**.

# WELDING CABLE & SOLDER SLUGS

## WELDING CABLE – 600 VOLT RATING

- Protects against abrasion, grease and oil.
- Maintains flexibility to -51° C. (-60° F.)

Part No.				Cable Gauge	Stranding	O.D.
25ft. Coil		50ft. Coil				
Black	Red	Black	Red			
WC4V	WC4RV	—	—	4	378 x 30	.42
WC2V	WC2RV	—	—	2	636 x 30	.49
WC1V	WC1RV	WC1L	WC1RL	1	780 x 30	.51
WC0V	WC0RV	WC0L	WC0RL	1/0	1007 x 30	.59
WC00V	WC00RV	WC00L	WC00RL	2/0	1254 x 30	.63

## BATTERY TERMINAL SOLDER SLUGS

Pre-measured solder slugs available in 7 sizes provide the correct amount of solder for the perfect termination. Fast and convenient, this system only needs a propane torch and vise combined with normal safety precautions when using flammable materials.

Part No.	Gauge	Color	Std. Pkg.
BP185	4 Ga.	Gray	10
BP186	2 Ga.	Green	10
BP187	1 Ga.	Pink	10
BP188	1/0 Ga.	Black	10
BP189	2/0 Ga.	Orange	10
BP190	3/0 Ga.	Purple	10
BP191	4/0 Ga.	Yellow	10
BP192	2 oz.	Flux	1

## STA15 SOLDER SLUGS ASSORTMENT

Contains battery terminal solder slugs, flux and heat shrink tubing. (12 pieces of heat shrink tubing in assorted sizes) Std. Pkg. 1 Contents:


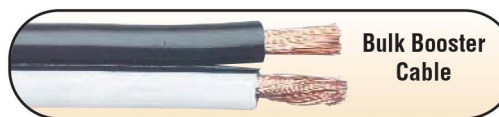
Part No.	Qty.	Part No.	Qty.	Part No.	Qty.
STT263	4	BP185	5	BP189	5
STT264	4	BP186	5	BP190	5
STT265	2	BP187	5	BP191	5
STT265R	2	BP188	5	BP192	1



## BULK BOOSTER CABLE


- Parallel bonded cable provides tangle free service.
- Maintains flexibility in sub zero temperatures.

Part No.	Qty	Gauge
BC2DL	50'	2 Ga.
BC4DL	50'	4 Ga.
BC6DL	50'	6 Ga.



## Instructions For Cable Assembly

- 1 Strip the insulation from the cable allowing the exposed copper to reach the bottom of the terminal.
- 2 Place the proper size slug into the terminal. Secure the terminal in vise. Slide heat shrink tubing over the cable. Apply several drops of flux (BP192) to the exposed cable. Insert the cable into the terminal.
- 3 Heat the base of the battery terminal with the ignited torch gently pressing downward on the cable. Allow the cable to slide into the terminal until the insulation is snug against the top of the terminal. Remove the heat.
- 4 Slide the heat shrink tubing over the connection; apply heat to the tubing using a heat gun (WTT20). For additional heat shrink instructions see pages B30-B31.



# BATTERY TERMINALS & EMERGENCY BATTERY TERMINALS

## LEAD-FREE TERMINALS

Part No.	Gauge	Std. Pkg.
BP224	6 & 4	5
BP226	6 & 4	5

Use heavy duty dual wall heat shrink tubing for professional finish. See page B30.

### Lead-Free Terminal



BP224

### Lead-Free Terminal Universal with Stud for Bolt on Cable



BP226

- Lead coated brass for extra strength and conductivity


## SOLDERABLE TERMINALS & ADAPTERS

Part No.	Description	Gauge	Std. Pkg.
BP11U	Open neck for bare cable	4-2/0	5
BP21U	Bell type neck for insulated cable	6	5
BP2	Bell type neck for insulated cable	6-4	5
BP25U	Bell type neck for insulated cable, universal	2	5
BP26U	Bell type neck for insulated cable, positive	2-1	5
BP20U	Bell type neck for insulated cable	1/0-2/0	5
BP20N	Bell type neck for insulated cable, negative	1/0-2/0	5
BP20P	Bell type neck for insulated cable, positive	1/0-2/0	5
BP83N	Bell type neck for insulated cable, negative	2/0-3/0	1
BP83P	Bell type neck for insulated cable, positive	2/0-3/0	1

## TOP-MOUNT - 90°

Part No.	Description	Gauge	Std. Pkg.
BP3U	Universal 90° elbow	4-2	5
BP1U	Universal 90° elbow	1/0-2/0	5
BP4U	Universal Split Barrel	4-6	5
BP2U	Universal Split Barrel	1-2	5
BP8P	Split Barrel Positive	1-2	5
BP8N	Split Barrel Negative	1-2	5
BP5U	Universal Split Barrel	1-2/0	5
BP6P	Split-barrel positive	1/0-2/0	5
BP6N	Split-barrel negative	1/0-2/0	5
BP7U	Universal Split Barrel	2/0-3/0	5
BP9P	Split Barrel Positive	3/0-4/0	5
BP9N	Split Barrel Negative	3/0-4/0	5
BP10N	Top post to stud converter, negative 3/8" x 3/4" w/ nut	n/a	5
BP10P	Top post to stud converter, positive 3/8" x 3/4" w/ nut	n/a	5

\* Go to page numbers B29-B31 for crimping tools & heat shrink tubing.



# BATTERY TERMINALS & EMERGENCY BATTERY TERMINALS


- Lead and brass terminals for extra strength and conductivity.
- Nickel-plated for extra corrosion resistance.

## EMERGENCY SOLDERLESS TERMINALS

Part No.	Description	Gauge	Std. Pkg.
BP17U	Epoxy-coated lead terminals Display packed	6 - 2/0	1 pr./clam (red/black)
BP19U	Universal, nickel-plated brass terminal	6-1	5
BP19C	Card of ten BP19U		2 cards
BP67U	Universal, lead terminal	8 - 4	5
BP67C	Card of ten BP67U	8 - 4	2 cards
BP67UC	Card of ten BP67U	8 - 4	10 cards
BP23U	Universal, solid lead terminal	4 - 1	5
BP23C	Card of ten BP23U	4 - 1	2 cards
BP23UC	Card of ten BP23U	4 - 1	10 cards
BP97U	Universal, heavy-duty solid lead terminal	1/0 - 3/0	1
BP97	Display pkg of BP97U	1/0 - 3/0	2/clam
BP97C	Card of ten BP97U	1/0 - 3/0	2 cards
BP28	Top mount 3-way terminal	2-1/0	1 pr./clam (1 pos., 1 neg)
BP81	Universal side mount, washer included	6-1/0	2/clam
BP81C	Card of 10 BP81	6-1/0	2 cards

## MARINE BATTERY TERMINALS

Part No.	Description	Std. Pkg.
BP22U	Universal, solid lead marine terminal with zinc plated steel $\frac{5}{16}$ " wing nut	5/box
BP22	Display pack of BP22U	2/clam
BP22C	Card of 10 BP22U	2 cards
BP58N	Cast brass negative marine terminal with $\frac{5}{16}$ " wing nut	5/box
BP58P	Cast brass positive marine terminal with $\frac{3}{8}$ " wing nut	5/box
BP58U	Cast brass universal marine terminal with $\frac{5}{16}$ " wing nut	5/box
BP22N	Negative lead marine terminal with zinc-plated steel $\frac{5}{16}$ " wing nut	5/box
BP22P	Positive lead marine terminal with zinc-plated steel with $\frac{3}{8}$ " wing nut	5/box
BP22W	Wing nut for BP22U, BP22N, and BP58N - $\frac{5}{16}$ " thread	10/box
BP22PW	Wing nut for BP22P and BP58P - $\frac{3}{8}$ " thread	10/box



## Prevent Power Loss By Preventing Corrosive Build-up

### BATTERY TERMINAL PROTECTORS

Chemically-impregnated felt gaskets. Installed between the battery and terminal to stop corrosion. Prevents corrosive build-up that interferes with electrical connection and causes engine starting failure.

Part No.	Description	Std. Pkg.
BPP71	Polyester pad protector for post-type battery	1 clam (2 pads)
BPP73	Polyester pad protector for side-mount battery	1 clam (2 pads)
BPP74	Can of 100 BPP71 terminal protectors	1 can (100 pads)



### BATTERY CORROSION PROTECTION

#### PMS1 - Battery Corrosion Spray

Spray a corrosion resistant film over terminal and keep the battery terminal area free from corrosive acid buildup.

Prevents corrosion that interferes with electrical connection. (IMPORTANT! Spray terminal areas AFTER connection is made! Do NOT permit spray to interfere with electrical contact.)

#### SW4 - Self-Fusing Sealing Wrap

This self-fusing sealing wrap is designed for primary wire and battery cable terminals. Heat sealable wrap seals terminal area against corrosion, moisture, abrasion and weather.

Part No.	Description	Size	Std. Pkg.
PMS1	Corrosion preventive spray	6 oz.	12 cans
SW4	Heat sealable sealing wrap (2 1/2" width)	10 ft.	1 box

### SW4 Sealing Wrap Instructions



Fig. 1 Cut to length. Place connector in center of wrap.



Fig. 2 Fold over joint and squeeze. Heat to seal.



### BATTERY TERMINAL PROTECTORS

- Protects your battery against possible explosion by reducing the chance of sparks.
- Color codes battery cables to easily identify polarity.
- Reduces battery terminal corrosion.

Part No.	Cable Size	Color	Style	Qty.	Std. Pkg.
BP32	4 & 6	1 Red, 1 Black	Straight Clamp Snap-on	2 per bag	5 bags
BP155	1 & 2	1 Red, 1 Black	Straight Clamp Snap-on	2 per bag	5 bags
BP48B	6	Black	Straight Clamp	1	1
BP48R	6	Red	Straight Clamp	1	1
BP49B	4	Black	Straight Clamp	1	1
BP49R	4	Red	Straight Clamp	1	1
BP50B	1 & 2	Black	Straight Clamp	1	1
BP50R	1 & 2	Red	Straight Clamp	1	1
BP51B	1/0 & 2/0	Black	Straight Clamp	1	1
BP51R	1/0 & 2/0	Red	Straight Clamp	1	1
BP159R	3/0 - 4/0	Red	Straight Clamp	1	1
BP159B	3/0 - 4/0	Black	Straight Clamp	1	1
BP55B	1 & 2	Black	Flag Clamp	1	1
BP55R	1 & 2	Red	Flag Clamp	1	1
BP52B	1/0 - 3/0	Black	Flag Clamp	1	1
BP52R	1/0 - 3/0	Red	Flag Clamp	1	1
BP53B	1 & 2	Black	Left Elbow Clamp	1	1
BP53R	1 & 2	Red	Left Elbow Clamp	1	1
BP54B	1/0 - 3/0	Black	Left Elbow Clamp	1	1
BP54R	1/0 - 3/0	Red	Left Elbow Clamp	1	1
BP149B	1 & 2	Black	Right Elbow Clamp	1	1
BP149R	1 & 2	Red	Right Elbow Clamp	1	1
BP150B	1/0 - 3/0	Black	Right Elbow Clamp	1	1
BP150R	1/0 - 3/0	Red	Right Elbow Clamp	1	1
BP151B	1 & 2	Black	Marine Wing Nut Clamp	1	1
BP151R	1 & 2	Red	Marine Wing Nut Clamp	1	1
BP152B	1/0 & 2/0	Black	Marine Wing Nut Clamp	1	1
BP152R	1/0 & 2/0	Red	Marine Wing Nut Clamp	1	1
BP153B	1 & 2	Black	Stud Terminal 3/8"	1	1
BP153R	1 & 2	Red	Stud Terminal 3/8"	1	1
BP154B	1/0	Black	Stud Terminal 3/8"	1	1
BP154R	1/0	Red	Stud Terminal 3/8"	1	1
BP156B	-	Black	Side Terminal	1	1
BP156R	-	Red	Side Terminal	1	1
BP157B	6 & 4	Black	Lug End	5	5
BP158B	10 & 8	Black	Lug End	5	5



# BATTERY CABLES

## DUAL WALL, POLYOLEFIN, WITH SEALANT 3-1 SHRINK RATIO

Part No.	Color	Wire Gauge	ID"	Shrinks To"	Length	Shrink Ratio	Std. Pkg.
HST85	Black	30-18	0.125	0.040	1.125"	3-1	20
HST88	Black	20-14	0.187	0.060	6"	3-1	10
HST86	Black	18-10	0.250	0.080	1.25"	3-1	20
HST84	Black	18-10	0.250	0.080	1.5"	3-1	50
HST89	Black	18-10	0.250	0.080	6"	3-1	10
HST87	Black	12-6	0.375	0.125	1.25"	3-1	20
HST91	Black	12-6	0.375	0.125	6"	3-1	10
HST83	Black	8-4	0.500	0.160	1"	3-1	20
HST83R	Red	8-4	0.500	0.160	1"	3-1	20
HST82	Black	8-4	0.500	0.160	6"	3-1	20
HST210	Black	4-2/0	0.750	0.250	1.125"	3-1	20
HST210R	Red	4-2/0	0.750	0.250	1.125"	3-1	20
HST92	Black	4-2/0	0.750	0.250	6"	3-1	10
HST230	Black	2-4/0	1.000	0.320	1.125"	3-1	20
HST230R	Red	2-4/0	1.000	0.320	1.125"	3-1	20
HST93	Black	2-4/0	1.000	0.320	6"	3-1	10

## DUAL WALL, CLEAR POLYOLEFIN, WITH SEALANT 3-1 SHRINK RATIO

Clear dual wall tubing with contamination proof, watertight sealant. Provides strain relief and vibration resistance. Temp. range -55°C to 110°C / -67°F to 230°F.

Part No.	Color	Wire Gauge	ID"	Shrinks To"	Length	Shrink Ratio	Std. Pkg.
HST30	Clear	20-14	0.187	0.060	6"	3-1	10
HST28	Clear	14-8	0.312	0.060	6"	3-1	10
HST21	Clear	8-1	0.500	0.167	6"	3-1	10


ET27 Display Package of 3 HST21  
 ET28 Display Package of 3 HST28  
 ET29 Display Package of 4 HST30  
 ET38 Display Package of Contains: 1 HST21, 1 HST28, 2 HST30

## HEAVY WALL, POLYOLEFIN WITH SEALANT 3-1 SHRINK RATIO

Flame retardant with contamination proof, watertight sealant. Mil spec, 23053/15 requirements for flame retardancy. UL 468 B & D listed. Temp. range -55°C to 125°C.

Part No.	Color	Wire Gauge	ID"	Shrinks To"	Length	Shrink Ratio	Std. Pkg.
HST146B	Black	14-6	0.400	0.150	6"	3-1	5
HST146R	Red	14-6	0.400	0.150	6"	3-1	5
HST81SB	Black	8-1	0.750	0.220	1.5"	3-1	20
HST81SR	Red	8-1	0.750	0.220	1.5"	3-1	20
HST81B	Black	8-1	0.750	0.220	6"	3-1	5
HST81R	Red	8-1	0.750	0.220	6"	3-1	5
HST240SB	Black	2-4/0	1.100	0.125	1.5"	3-1	20
HST240SR	Red	2-4/0	1.100	0.375	1.5"	3-1	20
HST240B	Black	2-4/0	1.100	0.375	6"	3-1	5
HST240R	Red	2-4/0	1.100	0.375	6"	3-1	5

ET21 Contains 1 each HST81B and HST81R



HST81B

HST240R

# BATTERY CABLES

## SPLICING PATCHES

Adhesive Vinyl splicing patches. 2 1/2" x 2 1/2" provide moisture proof connections. Easier to use than tape. Adds strain relief to splices and protects against abrasion.

Part No.	Std. Pkg.
HST90	25

## HIGH RATIO, HEAVY WALL, WITH SEALANT, 6-1 SHRINK RATIO

Thermoplastic adhesive sealant for a gas-tight, water-tight seal. 6 to 1 shrink ratio - ideal for heavy duty battery cable applications or a variety of connector configurations. Covers wide range of wire and cable gauge sizes. Post-shrink insulation thickness provides for very high tensile strength of 2100 psi. Temperature range -55°C to 110°C / -67°F to 230°F

Part No.	Color	Wire Gauge	ID"	Shrinks To"	Length	Shrink Ratio	Std. Pkg.
HST401	Black	8-4/0	1.300	.200	12"	6-1	2

## THIN WALL, POLYOLEFIN, 2-1 SHRINK RATIO

Provides electrical insulation over splices and terminations. Excellent for bundling and cable identification. Temperature range -55°C to 135°C. Color coded, no sealant.

Part No.	Color	Wire Gauge	ID"	Shrinks To"	Length	Shrink Ratio	Std. Pkg.
HST18	Red	20-18	0.187	0.093	6"	2-1	10
HST18B	Black	20-18	0.187	0.093	6"	2-1	10
HST18H	Red	20-18	0.187	0.093	8"	2-1	1
HST18L	Red	20-18	0.187	0.093	50'	2-1	1
HST14	Blue	16-14	0.250	0.125	6"	2-1	10
HST14H	Blue	16-14	0.250	0.125	6"	2-1	1
HST14L	Blue	16-14	0.250	0.125	50'	2-1	1
HST10	Yellow	12-10	0.312	0.156	6"	2-1	10
HST10H	Yellow	12-10	0.312	0.156	8"	2-1	1
HST10L	Yellow	12-10	0.312	0.156	50'	2-1	1
HST6	Black	8-2	0.500	0.250	6"	2-1	5
HST6H	Black	8-2	0.500	0.250	8"	2-1	1
HST6L	Black	8-2	0.500	0.250	50'	2-1	1
HST3	Black	2-3/0	1.000	0.500	6"	2-1	10

ET18 Display Package of 6 HST18  
 ET14 Display Package of 5 HST14  
 ET12 Display Package of 4 HST10  
 ET2 Display Package of 3 HST6  
 ET20 Display Package Contains: 2 HST18, 2 HST14, 1 HST10

## SINGLE WALL, PVC 2-1 SHRINK RATIO

Part No.	Color	Wire Gauge	ID"	Shrinks To"	Length	Shrink Ratio	Std. Pkg.
STT260	Black	20-18	0.187	0.093	1.5"	2-1	25
STT261	Black	16-14	0.250	0.125	1.5"	2-1	25
STT262	Black	12-10	0.375	0.188	1.5"	2-1	25
STT263	Black	8-2	0.500	0.250	1.5"	2-1	10
STT263R	Red	8-2	0.500	0.250	1.5"	2-1	10
STT264	Black	1-2/0	0.750	0.375	1.5"	2-1	25
STT264R	Red	1-2/0	0.750	0.375	1.5"	2-1	25
STT265	Black	2/0-4/0	1.000	0.500	1.5"	2-1	10
STT265R	Red	2/0-4/0	1.000	0.500	1.5"	2-1	10

ET263 Display Package of 12 STT261  
 ET260 Assortment Contains: 4 STT260, 4 STT261, 4 STT262




HST90



HST401

Pre-Shrink Dia. 1.3"  
 Shrink Diameter .222"




HST10H



HST10L



HST18



HST14



HST10




HST6



HST21



STT260



STT263



STT264



STT265



# HEAT SHRINK GUNS & ASSORTMENTS

## MULTI-PURPOSE HEAT GUN

**WTT20** Multi-purpose hot air gun. Can be hand-held or mounted vertically. 3-position switch: HIGH (1100°F); OFF; LOW (750°F.) 1200 Watts (max) 120 Volts AC. 6-ft. grounded line cord. Recommendation for heat shrink tubing: LOW setting with nozzle-to-work distance about 3". Std. Pkg. 1.

**WTT21** Heat gun deflector for heat shrink tubing. Use with WTT20. Also included with purchase of heat gun WTT20. Std. Pkg. 1.

## MINI BUTANE TORCH

**WTT28** Butane torch includes heat deflector and handy carrying case. Piezo ignition system controls for flame intensity and air mixture. Butane not included. Std. Pkg. 1.

**CAUTION:** Do not operate in engine compartment. Recommended for shop use in well ventilated areas.

## BUTANE MICRO TORCH

**WTT29** Micro Torch turns readily available disposable butane lighter or included fuel cell into handy powerful micro torch. Piezo electronic ignition system with safety lock. Flame temperature up to 2400°F (1300°C). Wind proof flame and waterproof ignition. Compact size fits most tools kits. Std. Pkg. 1.

**WTT22** Self Igniting Butane. Micro Torch. Butane not included. Std. Pkg. 1.

**CAUTION:** Read instructions before use. Refer to package for complete warnings and cautions. Do not ignite or operate near open flame, heater, furnace, near combustible materials or in engine compartment. Recommended for shop use in well ventilated areas.

## FLAMELESS HEAT TORCH

**WTT31** Flameless Heat Torch. Fuel cell included. Std. Pkg. 1.

**CAUTION:** Read instructions before use. Refer to package for complete warnings and cautions. Do not ignite or operate near open flame, heater, furnace, near combustible materials or in engine compartment. Recommended for shop use in well ventilated areas.

## HEAT SHRINK TUBING ASSORTMENT

**HST1A** – 6" long. Std. Pkg. 1

Contents:

Part No.	Qty.	Part No.	Qty.
HST6	5	HST81B	2
HST10	10	HST81R	2
HST14	10	HST240B	2
HST18	10	HST240R	2

## CLEAR HEAT SHRINK TUBING ASSORTMENT

**HST2A** – 6" long. Std. Pkg. 1

Contents:

Part No.	Qty.	
HST30	10	Dual Wall with water-tight sealant. Temperature range: -55°C to 110°C / -67°F to 230°F
HST28	10	
HST21	10	
WTT31	1	



## HOW TO USE HEAT SHRINK TUBING

**CAUTION:** Disconnect battery cables before applying heat shrink tubing!

- 1 Select tubing to assure a tight fit after shrinkage. Consider the outside dimension of the terminal when determining tubing diameter. Shrink ratios: 3:1 for double wall tubing; 2:1 for single wall.
- 2 Cover at least 1/2" of the terminal barrel and 1" of the cable.
- 3 Apply heat evenly to all areas of the tubing. When tubing starts to shrink, focus heat at center of tubing and move heat toward ends to eliminate any trapped air.

# O.E./COMPETITOR INTERCHANGE

O.E./Comp Number	Part Number	O.E./Comp Number	Part Number	O.E./Comp Number	Part Number	O.E./Comp Number	Part Number	
<b>CHRYSLER</b>		<b>MALLORY (cont.)</b>		<b>MERCUISER (cont.)</b>		<b>VOLVO PENTA</b>		
1658535	AL-153	9-33208	PR223	898253T23	DR-475	1266673	SDN-161	
1692658	SS-566	9-33400	AC147	898253T24	UC-12	241812	RY-30	
1818757	AL-118	9-33401	AC5	898253T27	DR-37	3287677	UF-50	
1838516	CH303	9-33500	KS8	<b>PLEASURECRAFT</b>				
1843135	EX-80	9-33502	KS213	R020001	PS-203	3808513	PC620	
1889938	SDN-51	9-33503	KS3	R020002	KS3	3808516	PC269	
1889939	SDN-60	9-33600	AS59	R020003	KS112	3841366	RY-345	
2084639	AL-5677P	9-33601	AS165	R020034	PC269	3843751	AC147	
2084661	EX-85	9-33700	TH47	R020035	PC340	3850357	KS3	
2084673	EX-87	9-33701	TH42	R020036	AS59	3850396	AS165	
2095360	SS-567	9-33702	TH149	R020037	PC620	3850397	TX3	
2095946	MR-10	9-42402	TX3	R020038	PC123	3852029	TS-567	
2098244	CH14V	9-42403	TX6	R020043	KS226	3852215	PS-12	
2098300	VR-101	9-42404	AX3	R020044	PC278	3853801	AL-171	
2098852	AL-140	<b>MERCUISER</b>				R020045	PC273	3853815
2421173	AL-5677P	13524A6	FD-317	R020045	PC273	3853839	SS-604	
2421178	AL-4556P	13524T1	FD-314	R084003	AC147	3853869	SS-251	
2495531	UC-12	25661T1	SS-580	R084005	AC161	3854001	LX-375	
2585000	AL-140	33261	SS-200	R103001	AL-99	3854158	AX3	
2642986	CH410	33765T	DR-438	R103008	DR-329	3854159	TX6	
2808441	V180	34235T	DR-2240	R103011	DR-331	3854161	FD-478	
2808622	V180	382-898253028	AL-153	R105003	LX-375	3854218	FD-307	
2809064	EX-93	3915075Q1	MY-406	R117012	UF-192	3854260	DR-459	
2847527	VR-128	391898253004	MY-201XP	R117013	UF-371	3854261	DR-327	
2932812	SBA-3	391898253029	AL-99	R130011A	RY-282	3854331	DR-460	
2932813	SBA-3	392805570A2	UF-6	R130012	RY-282	3854512	KS8	
2932814	SBA-3	392863704T	DR-49	R130014	SS-606	3854527	AX1	
3420224	V165	392881732	UF-192	RA108006	DR-468	3854548	DR-468	
3420600	AL-118	392889925	UF-271	RA108009	DR-474	3854549	DR-329	
3488617	PS-11	392898253002	DR-90	RA117011	DR-49	3855182	TJ11	
3577098	V165	392898253005	AL-5677P	<b>SIERRA</b>				
3656017	LX-104	3929089T	AL-176	18-5108	LX-375	3855184	TH42	
3671076	V165	3934988T2	FD-129	18-5109	LX-375	3855194	AC6	
3837337	SBA-3	3939459Q1	DR-437	18-5243	DR-475	3855296	TH47	
3838097	SBA-3	802630T01	PR223	18-5244	DR-474	3857478	KS50	
3874020	LX-101	803148	TH47	18-5245	DR-331	3857487	TH149	
3874767	RU-12	803149	AC147	18-5303	AL-5677P	3857532	PS-203	
4694335	V369	805218T	TX3	18-5311	DR-2240	3858941	TJ17	
868095	AL-98	805223T	AX1	18-5312	DR-2240	3858975	DR-474	
<b>MALLORY</b>		805224A1	AC5	18-5313	AL-488	3858977	DR-331	
9-15102	SS-200	805226A1	TH42	18-5352	AL-487	3858979	PC123	
9-15103	SS-580	805544T	KS8	18-5353	AL-487	3859019	DR-475	
9-15106	SS-581	805759T1	FD-173	18-5354	DR-468	3859078	UF-271	
9-15201	RY-30	806612T	KS3	18-5358	GB-436	3859082	PC341	
9-29004	AL-5677P	806673T1	DR-37	18-5361	DR-459	3861267	UF-192	
9-29006	DR-2240	808483T3	DR-468	18-5362	DR-460	3861301	KS112	
9-29101	MY-100	811635T3	DR-459	18-5376	MY-406	3861321	AS59	
9-29200	FD-314	811639T	LX-342	18-5385	DR-437	3861323	PC340	
9-29202	DR-314	815425T	PS-219	18-5386	DR-438	3862014	DR-330	
9-29203	AL-171	850484T2	DR-460	18-5389	FD-129	3862176	DR-43	
9-29207	AL-99	852956A1	TJ17	18-5395	FD-173	3862500	TS-124	
9-29209	DR-329	853678T	TH149	18-5403	AL-171	3863130	LX-756	
9-29217	DR-331	861249A1	AS59	18-5404-1	AL-99	834975	AL-483	
9-29218	FD-317	862998	AC423	18-5405	DR-329	835308	MY-100	
9-29219	AL-153	864297001	PC123	18-5406	DR-327	835705	AL-5677P	
9-29220	DR-327	864856A1	AS165	18-5407	AL-153	841263	GB-436	
9-29221	DR-323	865202T	RY-282	18-5408	DR-323	841926	AL-487	
9-29223	FD-307	87805605A1	PS-374	18-5418	DR-314	872064	PS-377	
9-29401	DR-437	878187	KS213	18-5425	AL-483	872065	PS-374	
9-29402	MY-406	87-854081	TX18	18-5431	FD-314	872066	TS-509	
9-29403	FD-173	87864252	PS-213	18-5432	FD-317	876040	RY-30	
9-29407	DR-438	881666	PC340	18-5438	UF-6			
9-29410	GB-436	881731	AS59	18-5442	DR-37			
9-29411	DR-468	885174	PR203	18-5802	SS-581			
9-29412	AL-488	892615001	PC620	18-5837	SS-251			
9-29419	DR-474	892617	PC269	18-5838	SS-200			
9-29420	DR-475	892681	PR160	18-5899	PS-219			
9-29421	FD-129	898253003	DR-90	18-6266	RY-30			
9-29424	DR-459	898253007	FD-8182	18-6271	RY-30			
9-29425	DR-460	898253008	DR-314	18-7600	TX3			
9-29426	AL-487	898253010	DR-326	18-7601	AX3			
9-29700	UC-12	898253011	DR-327	18-7602	TX6			
9-29701	UF-6	898253012	DR-323	18-7630	TH42			
9-29708	DR-37	898253013	DR-331	18-7632	AC5			
9-33106	TJ17	898253T22	DR-474	OP24891	PS-377			
				TS25101	TS-509			