

120

MARINE
PRODUCTS
CATALOG





UNRIVALED QUALITY.


IT'S WHAT WE'RE **MADE** OF.

It was 1908 when Nelson A. Taylor made his first custom canvas piece for the boating industry. Taylor Made has since built a legacy of quality marine products that boaters all around the world have come to trust.

Our industry-leading team of engineers are not only extraordinarily capable but bring with them decades of expert training and knowledge of marine manufacturing processes. Taylor Made sets the standard for design and excellence in boat fenders, covers and tops, dock products, furniture, windshields and a wide variety of other boating accessories.

Our mission is to simply build the highest quality marine products in the world. No compromises. Our legacy precedes us.



A Lippert Components Company 



ENGINEERED FOR THE
BOATING LIFESTYLE.

The AquaFi™ Hotspot is designed specially for the rigors of the marine lifestyle. AquaFi delivers fast, reliable WiFi on-the-go with its secure 2.4 GHz connection. AquaFi can connect multiple devices at one time at 4G LTE speeds up to 150 Mbps. All critical components are securely contained within AquaFi's waterproof casing, helping it withstand damp environments. Power is no problem either. AquaFi easily snaps in and out from its included charging dock. Want to take AquaFi on shore? Simply use the included AC-DC adapter and plug AquaFi into any 110v power supply. Whether you're enjoying a lazy day on the pontoon boat or on a serious fishing trip, AquaFi keeps everyone connected while on board*.



#781414 AquaFi™



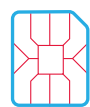
Waterproof design contains all antennas and critical components



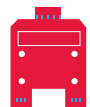
Connect up to 10 users without sacrificing speed performance



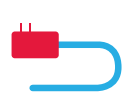
4G LTE connectivity with speeds up to 150 Mbps*



Nano SIM card required for operation (included)



Docking station included for easy onboard mounting solution




AC-DC adapter included for use in standard 110V power outlets for off-board use



AquaFi's design allows it to float, so don't worry about dropping it in the water

Easy setup through the AquaFi app.
(available for download on iOS or Android stores)

*Connectivity speeds will vary depending on cellular signal strength. Certified for use for North America (CA) & AT&T, 3G bands III/IV/V & 4G LTE bands 2/4/12.



06

FENDERS & BUOYS

Super Gard • Storm Gard® • Hull-Gard® • Big B™ • Fenders & Buoys
• Clearvue® Keel Protector • Specialty Fenders • Fender Covers • Fender Hangers

28

MOORING & SAFETY PRODUCTS

MOORING PRODUCTS

Sur-Moor® Buoys & Accessories • Sur-Mark™ & Regulatory Buoys • Mooring Whips & Replacement Parts • Mooring Snubbers

SAFETY PRODUCTS

Life Rings & Accessories • Air Horns • Decorative Ring Buoys & Accessories

40

DOCK PRODUCTS & LIGHTING

DOCK BOXES

Stow 'N Go™ Dock Boxes • Step Safe Dock Steps

DOCK EDGING

Dock Pro® Edging • ClearVue® Edging • True Color® Edging • Hull Saver Bumpers & Corners • DockGard Edging

PERIMETER PRODUCTS

Dock & Post Bumpers • Corner Bumpers • Removable Post Bumpers • Gunnel Guards • Chafe Guards • Lifeline Cushions

DOCK PRODUCTS

Dock Lines • Dock Wheels • Post Bumpers • Dock Cushions • DockPro Vinyl Dock Bumpers • Piling Caps
• Dock Floats • Dock Carts • D-Icer

TAYLORBRITE® LIGHTING

Dock Lights • Solar LED

68

MARINE FURNITURE

PLATINUM SERIES FURNITURE & SEATING

Corners • Chaises • Bucket Seats • Low Back Seats • Flip Flop Seats • Arms • Helm Stations
Fold Down Seats • Fold Down Fishing Seats • Sun Deck Kit • Mobile Cup Holder

BLACK LABEL HELM SEATING

High Back Seat • Mid Back Seat • Low Back Seat

78

BOAT COVERS

BOAT COVERS & ACCESSORIES

BoatGuard Covers • Trailerite® Semi-Custom Covers • Support Poles • Boat Vent
Tie-Down Kits • Snap Fasteners • Accessories • Outboard Motor Covers • Trolling Motor Prop Covers

T-TOP COVERS & ACCESSORIES

T-Top Custom & Semi-Custom Boat Covers • T-Top Shade Kit • T-Top Bow Shade
• Electronic Box • Accessories

SPECIALTY COVERS & ACCESSORIES

Fishing Boat Covers • Custom Inflatable Boat Covers • Boat Seats & Console Covers
Deck Chair Covers • Rubber Chair Tips

108

BIMINIS

BIMINI TOPS & ACCESSORIES

Bimini Tops • Storage Boots • Convertible Bimini Tops • Support Poles • Hardware

PONTOON BIMINIS & ACCESSORIES

Square Tube Bimini Tops & Hardware • Pontoon Bimini with Light Cutout • Playpen Shade • Gazebos
Enclosures & Privacy Partitions • Cover Support System

ANCHORSHADE

SAIL SHADES

128

FLAGS & DECK HARDWARE

FLAGS & PENNANTS

U.S., Military and Officer Flags • State & International Flags • Signal Flags • Novelty Flags & Pennants • Flag Poles
Sockets & Accessories • Pontoon Flag Pole Socket with Flag

SPECIALTY PRODUCTS

Aquatic Gear

HATCHES & WINDSHIELD ACCESSORIES

Ultra III Hatches • Replacement Parts • Windshield Accessories

GAS SHOCKS & MOUNTING HARDWARE

PROGRAM MERCHANTISERS

Table Top & Floor Displays • Fender Center



FENDERS & BUOYS


Super Gard Fenders 12 Storm Gard® Fenders 13 Hull-Gard® Fenders 14 Big B™ Fenders 15 Tuff End™ Fenders 16

Buoys 17 Clearvue® Keel Protector 20 Specialty Fenders 20 Fender Covers 26 Fender Hangers 29



TAKE COLOR TO THE
NEXT LEVEL.

True Color® technology is a patented color process that provides deeper, richer colors. The integrated color agents provide added luster in sunlight. New for 2020 this process is now available on all of our fender lines. The competition's fenders will never look this good.



QUALITY CONSTRUCTION
Our fenders are made from the highest quality vinyl to last in the harsh marine environment



MADE IN THE USA
Taylor Made first introduced rotationally-molded boat fenders to the recreational marine market, and we continue to lead the charge today


LIFETIME GUARANTEE
Against splitting or bursting

LIFETIME GUARANTEE
If any of our fenders ever splits or busts, we'll replace it, guaranteed


SUPER GARD

INFLATABLE VINYL FENDERS


Super Gard fenders incorporate the latest in technology and design innovation to bring you the best protection. Super Gard fenders are made from the highest quality marine grade vinyl and feature a high gloss finish with rubber football needle valve.



CAPTAIN'S NAVY/SILVER



SILVER MIST/BLACK



SUPER GARD SWIRL
INFLATABLE VINYL FENDERS

Captain's Navy/Silver	Silver Mist/Black	D x L Size	Boat Size	Case Qty.
977520	947520	5-1/2' x 20'	15' to 20'	6
977622	947622	6-1/2' x 22'	20' to 25'	6
977824	947824	8-1/2' x 26'	25' to 35'	4



VALVE SEATS
Valve seats are integrally molded into the fender, not glued in like the competition




EYE HOLE
Eye hole accepts rope size up to 5/8"



RIBBED SIDES
Minimizes roll

STANDARD COLORS



White	Mid Atlantic Blue	Black Onyx	Burgundy	Emerald Green	Captain's Navy	Ruby Red	Aurora Gold	Yellow	Lime Green	Blaze Orange	D x L	Boat Size	Case Qty.
950520	951520	952520	953520	954520	957520	955520	960520	958520	974520	730520	5-1/2' x 20'	15' to 20'	6
950622	951622	952622	953622	954622	957622	955622	960622	958622	974622	730622	6-1/2' x 22'	20' to 25'	6
950824	951824	952824	953824	954824	957824	955824	960824	958824	974824	730824	8-1/2' x 26'	25' to 35'	4
950128	951128	952128	953128	954128	957128	955128	960128	958128	974128	730128	10-1/2' x 30'	35' to 50'	2

RECOMMENDED INFLATION IS 2 PSI Choosing the right fender size and quantity of fenders is critical to protecting your boat. The Taylor Made boat size chart is the minimum recommendation and it is advised to consult with your marina and docking neighbors to be sure you have adequate protection for prevailing conditions.


STORM GARD®

INFLATABLE VINYL FENDERS

Storm Gard® fenders are in a class of their own, and feature all the same great qualities as our standard Hull-Gard®, Super Gard and Big B™ fenders.



EYELETS
Reinforced molded-in eyelets




RIBBED SIDES
Minimizes roll



INTEGRATED COLOR AGENTS
Provide added luster in sunlight

STANDARD COLORS



White	Mid Atlantic Blue	Black Onyx	Captain's Navy	Emerald Green	Burgundy	Silver Mist	Aurora Gold	D x L	Boat Size	Case Qty.
252000	252004	252007	252057	252054	252053	252047	252079	5-1/2' x 20'	15' to 20'	6
262300	262304	262307	262357	262354	262353	262347	262379	6-1/2' x 22'	20' to 25'	6
282600	282604	282607	282657	282654	282653	282647	282679	8-1/2' x 27'	25' to 35'	4

RECOMMENDED INFLATION IS 2 PSI Choosing the right fender size and quantity of fenders is critical to protecting your boat. The Taylor Made boat size chart is the minimum recommendation and it is advised to consult with your marina and docking neighbors to be sure you have adequate protection for prevailing conditions.

HULL-GARD®


INFLATABLE VINYL FENDERS

The finest utility fender on the market, Hull-Gards® combines unsurpassed softness and superior strength to provide boaters with the maximum protection available from a utility fender. All five sizes feature inflation valves to adjust the level of firmness to satisfy all applications.



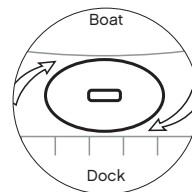
VALVE SEATS

Valve seats are integrally molded into the fender, not glued in like the competition



EYELETS

Reinforced molded-in eyelets



UNIQUE OVAL SHAPE

Prevents fender from rolling out of position

STANDARD COLORS



WHITE MID ATLANTIC BLUE BLACK ONYX BURGUNDY EMERALD GREEN CAPTAIN'S NAVY RUBY RED AURORA GOLD


White	Mid Atlantic Blue	Black Onyx	Burgundy	Emerald Green	Captain's Navy	Ruby Red	Aurora Gold	D x L	Boat Size	Case Qty.
1021	41021	31721	n/a	n/a	n/a	n/a	n/a	4-1/2' x 16"	10' to 15'	12
1022	41022	31722	531022	541022	571022	551022	601022	5-1/2' x 20"	15' to 20'	6
1023	41023	31723	531023	541023	571023	551023	601023	6-1/2' x 23"	20' to 25'	6
1028	41028	71028	531028	541028	571028	551028	601028	8-1/2' x 27"	35' to 50'	4
1024	41024	71024	531024	541024	571024	551024	601024	10-1/2' x 30"	35' to 50'	2

RECOMMENDED INFLATION IS 2 PSI Choosing the right fender size and quantity of fenders is critical to protecting your boat. The Taylor Made boat size chart is the minimum recommendation and it is advised to consult with your marina and docking neighbors to be sure you have adequate protection for prevailing conditions.

BIG B™

INFLATABLE VINYL FENDERS

The versatile Big B™ fender incorporates a center rope tube that allows end-to-end line passage. Big B™ inflatable vinyl fenders feature seamless construction, with molded ribs to minimize roll. Big B™s are made from the highest quality marine grade vinyl with a high gloss finish.



NEEDLE VALVE

Rubber football needle valve for easy inflation and long life



CENTER HOLE

3/4" diameter center hole accepts up to 5/8" diameter rope to secure the fender



END-TO-END ROPE PASSAGE

Horizontal hanging is useful for protection against pilings and tidal change areas

STANDARD COLORS



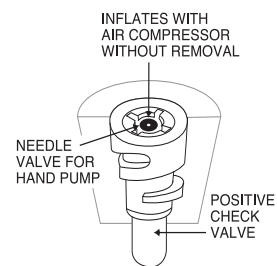
WHITE MID ATLANTIC BLUE BLACK ONYX BURGUNDY EMERALD GREEN CAPTAIN'S NAVY AURORA GOLD

White	Mid Atlantic Blue	Black Onyx	Burgundy	Emerald Green	Captain's Navy	Aurora Gold	D x L	Boat Size	Case Qty.
1025	41025	71025	531025	541025	571025	601025	6' x 15"	20' to 25'	6
1026	41026	71026	531026	541026	571026	601026	8' x 20"	25' to 35'	4
1032	41032	71032	531032	541032	571032	601032	10' x 26"	20' to 25'	2
1034	41034	71034	531034	541034	571034	601034	12' x 34"	50' to 60'	2

RECOMMENDED INFLATION IS 2 PSI Choosing the right fender size and quantity of fenders is critical to protecting your boat. The Taylor Made boat size chart is the minimum recommendation and it is advised to consult with your marina and docking neighbors to be sure you have adequate protection for prevailing conditions.

TUFF END™ FENDERS

Tuff End™ fenders are for heavy-duty marine applications. Constructed from the same flexible, resilient vinyl as our Super Gard, Big B™, and Hull-Gard® fenders, the end in each Tuff End™ is injection molded for extra strength and reliability. Tuff End™ fenders feature a seamless construction, designed to perform under the most demanding conditions. Now inflatable with any standard pump.



TRIVALVE

TRIVALVE

ALLOWS CUSTOM INFLATION WITH FOOTBALL NEEDLE OR COMPRESSOR



STRENGTH
Injection molded ends for high strength

100
FOR BOATS OVER 100 FEET

SUPER SIZE
Boats over 100 feet can be fitted with these long lasting fenders that are also great for rafting

STANDARD COLORS



White	Blue	D x L Size	Line-Hole Diameter	Boat Size	Case Qty.
1182	41182	6' x 25'	1-1/16"	Up to 30'	12
1185	41185	8' x 27'	1-1/16"	25' to 40'	8
1188	41188	10' x 30'	1-1/2"	40' to 50'	5
1191	41191	12' x 35'	1-1/2"	50' to 60'	4

White	Blue	D x L Size	Line-Hole Diameter	Boat Size	Case Qty.
1192	41192	15' x 41"	1-1/2"	60' to 70'	2
1193	41193	19' x 50'	1-1/2"	70' to 80'	2
1194	41194	24' x 57'	1-1/2"	80' to 100'	1
1195	41195	32' x 77'	1-1/2"	Over 100'	1

RECOMMENDED INFLATION IS 2 PSI Choosing the right fender size and quantity of fenders is critical to protecting your boat. The Taylor Made boat size chart is the minimum recommendation and it is advised to consult with your marina and docking neighbors to be sure you have adequate protection for prevailing conditions.

COMMERCIAL BUOYS

TUFF END™ BUOYS

Tuff End™ buoys feature heavy-duty seamless construction to meet the punishing demands of the commercial marine industry. Made from injection molded vinyl, these buoys are tested to 2000 psi tensile strength, the strongest in the industry. Tuff Ends feature large line holes that will accept standard shackles and allow rope as thick as 1/2" or even 5/8" to be threaded through twice.



Eyelet shape designed with a taper to allow the attachment of a standard shackle



Patented Trivalve™ does not require removal to inflate



Designed to perform under the most demanding conditions



White	Orange	Diameter	Circumference	Line Hole	Approx. Buoyancy	Case Qty.
1140	61140	9"	28"	1-1/16"	14 lbs.	18
1143	61143	12"	38"	1-1/16"	33 lbs.	14
1146	61146	15"	47"	1-1/2"	65 lbs.	6
1149	61149	18"	57"	1-1/2"	112 lbs.	5
1152	61152	21"	66"	1-1/2"	180 lbs.	3
1155	61155	27"	85"	1-1/2"	375 lbs.	2
1157*	601157*	34"	107"	1-1/2"	790 lbs.	1


RECOMMENDED INFLATION IS 2 PSI

*Rotationally molded end for extra strength

PREMIUM FENDER COVERS FOR TUFF END BUOYS

Extend the life of your buoy with these UV, abrasion and stain resistant covers. Also compatible with other brand fenders.

Fits Tuff End Buoy Size:	12' x 38"	#5200B Black	#5200N Navy
	15' x 47"	#5201B Black	#5201N Navy
	18' x 57"	#5202B Black	#5202N Navy
	21' x 66"	#5203B Black	#5203N Navy
	27' x 85"	#5204B Black	#5205N Navy



NAVY



BLACK

100% heavy-duty loop knit acrylic



Prevents grime and dirt on buoys

Heavy-duty Sewn in draw string and barrel lock ensures a custom fit

NET BUOYS



50	70	80	90
ROCKET RED	NEON RED	NEON YELLOW	NEON GREEN

WHEN ORDERING

To order a Net Buoy in one of the colors above, add the color number as a prefix to the beginning of the item number. For example: **705718** = Neon Red net buoy/ 57" circumference.

Stock #	Circumference	D x L	Salt Water Buoyancy	Fresh Water Flotation	Rope-Eye Diameter	Case Qty.
2809	28"	9' x 12'	16 lbs.	15 lbs.	1-1/16"	18
3812	38"	12' x 16'	38 lbs.	36 lbs.	1-1/16"	14
4715	47"	15' x 21'	83 lbs.	80 lbs.	1-1/2"	6
5718	57"	18' x 24'	132 lbs.	128 lbs.	1-1/2"	5
6621	66"	21' x 27'	200 lbs.	194 lbs.	1-1/2"	3
8527	85"	27' x 33'	421 lbs.	408 lbs.	1-1/2"	2
10734	107"	34' x 41'	815 lbs.	790 lbs.	1-1/2"	1

SPECIALTY BUOYS

THE SPOILER® LOW DRAG BUOY

The secret of the Spoiler's® success is a more rounded shape producing greater buoyancy and lower drag when compared to other well known makes. Ribbed design also helps keep drag to an absolute minimum. This unique design creates the turbulence necessary to lift the buoy from the water's surface generating up to 88% less drag.

The Spoiler
low drag buoy



Rope hole inside diameter (1-1/16" & 1-1/2")

Curved design prevents rope chafing

Patented Trivalve allows for quick inflation without removing the valve

TRIVALVE

Round buoy body increases buoyancy

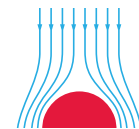
Rib design lifts the buoy from water surface causing less drag



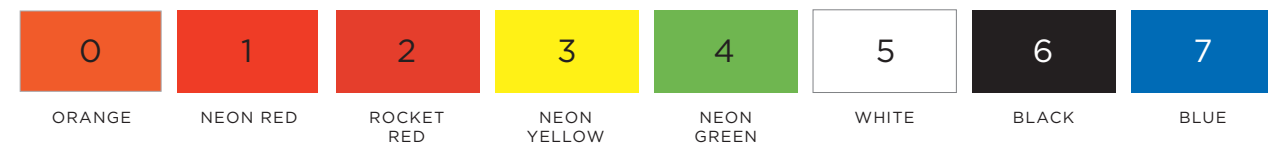
MORE BUOYANCY
21% to 38% more than our competitors



MORE VISIBILITY
Large surface area, non-fading neon colors



LESS DRAG
Up to 82% at 4.5 knots



Stock #	Circumference	D x L	Salt Water Buoyancy	Fresh Water Flotation	Rope-Eye Diameter	Case Qty.
5400	33"	10-1/2" x 18"	41 lbs.	37 lbs.	1-1/16"	10
5401	41"	13" x 24"	90 lbs.	84 lbs.	1-1/2"	5
5402	50"	16" x 27"	146 lbs.	138 lbs.	1-1/2"	4

WHEN ORDERING

To order in one of the available colors above, add the color number as a suffix to the end of the item number. For example: **54003** = Neon Yellow Spoiler buoy with 33" circumference.

SPECIALTY BUOYS



ROUNDED DESIGN
The unique patented design allows the buoy to deploy quickly sending the weight to the bottom faster



EXTREME RESISTANCE
Nylon twine is strong, durable and resistant to abrasion, acids, mildew and rot

HOT SPOT MARKER BUOYS

Our Hot Spot marker buoys are used to mark structures, weed lines, drop offs and hot spots. The 6 oz. lead free weight ensures rapid deployment and the patented low profile helps resist wind and current drift. Comes with a lifetime warranty on the buoy. Case quantity: 12.

#151 Green #152 Yellow #153 Orange #154 Camo



WATER SKI MARKER BUOYS

Made from PVC these lightweight but durable inflatable buoys will mark your slalom course in accordance with the AWSA specifications (American Water Ski Association). Each buoy has a molded-in loop to fasten anchor line and contains an inflation valve for air pressure adjustment. Buoys measure 9" in diameter with a 1/2" eye hole. Approximate buoyancy: 13 lbs.

#161 Green #164 Red #165 Yellow

PERSONAL WATERCRAFT BUOYS

This multi-use rugged float can be used as a pick-up buoy, marker buoy, or fender. Makes a great marker for water ski events and can be used as a fender for personal watercraft. Taylor Made's unique double color system incorporates a "back-up" color that resists fading. Fluorescents will retain their color long after the competition's has faded away. Buoys measure 8" diameter with an approximate buoyancy of 8 lbs.




SPECIALTY FENDERS

FENDER CUSHIONS™

The only fender specifically designed for maximum protection when rafting or tying up against solid walls. Six molded tubes provide crush resistance, and the exclusive channel design lends itself to "hugging" the boat. Made from tough marine grade vinyl and featuring an inflation valve for air pressure adjustment, fender cushions may be hung vertically or horizontally. Comes in three sizes to fit all boats.

- #46090 15" L x 15" W 6-1/2" Diameter
- #46095 20" L x 20" W 7-5/8" Diameter
- #46100 26" L x 26" W 9-5/8" Diameter



VERSATILITY

They make great piling cushions and are extremely comfortable as seat cushions

CAUTION
FENDER CUSHIONS
MUST NEVER BE USED AS
A LIFESAVING DEVICE



PROTECTION

The unique rectangular cushion provides greater protection from boats jarring into each other than conventional fenders



SQUARE LOW FREEBOARD FENDERS

The Patented design of the square Low Freeboard fender holds the fender in position better and prevents it from rolling out of place. Shaped to protect the gunwales and rubrail, the Low Freeboard fender offers superior protection. Made from specially formulated tough marine grade vinyl and featuring an inflation valve for air pressure adjustment.

- 5' x 14" #31005 White #31006 Metallic Black
- #31043 Camouflage #31055 Metallic Red
- 7' x 23" #31007 White #31008 Metallic Black



CLEARVUE® KEEL PROTECTOR

Designed and engineered by boaters for boaters. The patent pending extruded PVC part is built tough to withstand harsh outdoor service. The clear, 3M adhered backing will allow you to see any air pockets during installation, which cause a lack of adhesion. Additionally, channels and a center alignment feature molding directly into the part to help make installation easier and ensure proper adhesion to the keel of your boat.

- Form fitting design to wrap around the keel to ensure a perfect fit
- Increased contact with the body of the boat for maximum adhesion
- Protect against abrasion from sand, rocks, stones, and ramps

- #45950 6' L x 5" W #45951 10' L x 5" W

SPECIALTY FENDERS

SUPER DUTY INFLATABLE YACHT FENDERS

Our Super Duty inflatable yacht fenders are built to last. We use 30% heavier material and 15% higher tensile strength than the competition. Our fenders are also 50% more abrasion resistant and twice as tear resistant than the best selling competitive brand. Five-year limited warranty.

Black	Grey	Navy	Diameter	Length	Yacht Size	Case Qty.
SD1829B	SD1829G	SD1829N	18"	29'	Up to 75'	4
SD1842B	SD1842G	SD1842N	18"	42'	Up to 75'	4
SD1858B	SD1858G	SD1858N	18"	58'	Up to 75'	2
SD2442B	SD2442G	SD2442N	24"	42'	Up to 100'	4
SD2458B	SD2458G	SD2458N	24"	58'	Up to 100'	2
SD3648B	SD3648G	SD3648N	36"	48'	Up to 150'	2




2" TUBULAR NYLON

webbing exceeds 4500 lbs. tensile strength



HEAVY-DUTY SPRING ACTUATED VALVE

with quarter turn lock for easy inflation or deflation



WELDED SEAMS

have no glue to harden or breakdown



SUPER YACHT FENDERS COVERS

Extend the life of your fender and prevent dirt and grime with these machine washable fender covers. UV, abrasion and stain resistant.

- Heavy-duty Sewn in draw string and barrel lock ensures a custom fit
- Compatible with other brand fenders

- #5100B Black #5100N Navy (18 D" x 29" L)
- #5101B Black #5101N Navy (18 D" x 42" L)
- #5102B Black #5102N Navy (18 D" x 58" L)
- #5103B Black #5103N Navy (24 D" x 58" L)
- #5104B Black #5104N Navy (24 D" x 58" L)
- #5105B Black #5105N Navy (36 D" x 48" L)



PWC FENDER

Designed to custom fit the profile of most PWCs. The fender bottom is shaped to "hook" under the bond flange for quick attachment. Flex areas on the fender provide a "hinge" action that allows the fender to conform to the shape of the watercraft. The PWC fender features an inflation valve for air pressure adjustment and includes a suction cup and securing line.

#346

SPECIALTY FENDERS

PONTOON FENDERS

These unique fenders offer a level of protection to areas on the pontoon boat other fenders can't provide. The Pontoon Fender is specifically designed to fit snugly between the pontoon and the deck of the boat, protecting both from rafting boats, docks, or other objects. All pontoon fenders are made from our own marine grade, UV resistant vinyl and have an integrated rubber football style valve for easy inflation. 9" W x 16" L.

- #31030 White
- #31035 Silver Mist
- #31037 Aurora Gold



FENCE SAVER

The Fence Saver secures to the fence or railing and is designed to prevent contact to the delicate aluminum fencing. The Fence Saver is especially effective at preventing those nasty dings that occur when rafting a pontoon boat to a conventional hull boat. 9" W x 36" L.

#31032



SPECIALTY FENDERS

PONTOON CORNER-GARD

The unique Corner-Gards offer a level of protection to areas on the pontoon boat other fenders or bumpers can't provide. The Pontoon Corner-Gard comes shaped to mount on either radius style or 90° pontoon corners. The Corner-Gard mounts over the original factory installed aluminum corner section to provide air-cushioned impact protection when docking. Special silver PVC formulated to match the aluminum color of the boat and secures with the included stainless fasteners. 3" W x 12" L.

#31038



PONTOON RAIL FENDER ADJUSTER

Designed specifically for the 1" & 1-1/4" square tube rails of pontoon boats. Clamps securely yet can be repositioned easily. Allows for simple height adjustment for lines up to 1/2".

#1139 4 pack fender adjusters

#11391 Table top merchandiser, 36 pcs.



SOLID CONSTRUCTION

Durable ABS plastic is resistant to chemicals and physical impacts



SPECIALTY FENDERS

HULL-SAVER™ VINYL COVERED FLAT & CONTOUR FENDERS

All vinyl covered fenders and bumpers contain high-density closed cell polyethylene foam, covered in a tough UV resistant and tear proof vinyl/polyester tri-laminate blend covering. Corrosion-proof grommets make attachment easy for any application. Wraps vertically to protect gunwales and stows away easily.

FLAT DESIGN

Small: 26"L x 6"W x 2-1/2"D
 #337 Blue #338 White #339 Black
 Large: 30"L x 6"W x 4"D
 #341 Blue #342 White #343 Black



CONTOURED DESIGN

Small: 24"L x 6"W x 2-1/2"D
 #321 Blue #322 White #328 Black
 Large: 30"L x 6"W x 4"D
 #323 Blue #324 White #329 Black



RAFTING FENDER

The rafting fender is ideal for rafting or docking. It attaches easier and protects better than 6 individual fenders. Folds away and stows easily.

#331 Blue 15"H x 7'-4"L (Small Profile)
 #332 White 15"H x 7'-4"L (Small Profile)
 #333 Blue 22"H x 7'-4"L (Medium Profile)
 #334 White 22"H x 7'-4"L (Medium Profile)
 #335 Blue 26"H x 9'L (Large Profile)
 #336 White 26"H x 9'L (Large Profile)



PWC FENDERS

Designed to custom fit the profile of most PWCs. The fender bottom is shaped to "hook" under the bond flange for quick attachment. Flex areas on the fender provide a "hinge" action that allows the fender to conform to the shape of the watercraft. The PWC fender features an inflation valve for air pressure adjustment and includes a suction cup and securing line.

#1066 Ruby Red #1067 Yellow #1069 White
 #1075 Mid Atlantic Blue #1062 Black Onyx



SPECIALTY FENDERS



TRANSOM FENDER

Uniquely shaped to fit the stern of a sailboat or the edge of most swim platforms up to 4" thick. An integral 3/4" diameter tube allows a securing line to pass from end to end while a contoured shape helps grip the fendering location. Made from soft, flexible vinyl. Rubber football inflation valve to adjust the level of firmness to satisfy all applications. 10" x 22".

#56090



CLASSIC MERMAID FENDERS

No boat is complete without a lady on board. Made from soft white vinyl with inflation valve. Measures approximately 5' x 22".

#34444 White
 #34460 Pink*

*10% of proceeds go to breast cancer research



MODULAR FLAT FENDERS

Made from closed cell EVA, these fenders will not puncture or absorb water. Their flat design keeps them from rolling or riding up. They can be fastened together with our hook and loop strap to create a modular system. Easy to store, these fenders can also double as a knee pad or seat cushion.


20" x 8" x 2" #311 Blue #313 Grey
 24" x 12" x 3" #314 Blue #316 Grey
 36" x 12" x 3" #317 Blue #318 Grey



FREEDOM FENDERS

These mega fenders are made from 40 oz. PVC that is specially coated for oil resistance. Reinforced with heavy-duty 60 oz. PVC to ensure the ultimate protection. All seams are heat and pressure welded. Lightweight enough for any crew member to handle easily. Deflates by simply opening the valve and rolling up the fender. These fenders can be relocated instantly by any one person! No more dragging huge fenders across the deck.

#FF4818B Black (48' x 18') Fits boat size 70' x 100'
 #FF5825B Black (58' x 25') Fits boat size 100' x 200'



Stays on pilings no matter which way the boat moves



Hang them vertically or horizontally

Rotationally molded from heavy gauge PVC, Freedom fenders feature a needle valve for easy inflation. The patented V shape stays on pilings no matter which way the boat moves. The recessed line holders allow them to fit standard fender racks. Hang them vertically or horizontally for ultimate versatility whether docking on pilings, floating docks or mooring.

#FF3212W White (32' x 12') Fits boat size 35' x 65'
 #FF3212B Black (32' x 12') Fits boat size 35' x 65'

FENDER COVERS

PREMIUM FENDER COVERS

Our premium heavyweight fender covers protect your hull's finish and help to prolong the life of your fenders. Made from 100% premium polyester knit fabric that is UV protected, abrasion and mildew resistant to hold up in the harsh marine environment. They are constructed to fit most fender styles and sizes. With proper cleaning your fender covers will last for many seasons. Washable in cold water and mild detergent. Sold individually.



Navy	Black	Fits fender sizes		
		Hull-Gard®	Super Gard	Big B™
9204N	9204R	6-1/2" x 23"	5-1/2" x 20"	6" x 15"
9205N	9205R	8-1/2" x 27"	8-1/2" x 26"	8" x 20"
9206N	9206R	10-1/2" x 30"	10-1/2" x 30"	10" x 26"
9207N	9207R	n/a	n/a	12" x 34"



DESIGNED FOR CRT™ FENDERS

(CENTER ROPE TUBE)



TRADITIONAL FENDER BOOTS

These fender boots are made from a knit fabric that hugs the fender for a close fit. The Neoprene sewn into the hem keeps the boot on your fender. Smooth polyester fabric resists picking up dirt and grit. Sold in pairs.

- #5002 Blue #5042 Black – Fits Fender Size 6" x 15" and 6-1/2" x 23"
- #5003 Blue #5043 Black – Fits Fender Size 8" x 20" and 7-1/2" x 27"
- #5004 Blue #5044 Black – Fits Fender Size 10" x 26" and 10-1/2" x 30"
- #5005 Blue #5045 Black – Fits Fender Size 12" x 34"

FLEECE FENDER BOOTS

Finally, a fender cover specially designed to fit CRT™ (Center Rope Tube) style fenders. These will provide your boat with the ultimate in hull protection. No marring or color transfer to your boat. Constructed from 12 oz. Blizzard Fleece, these 100% polyester fender boots are available in blue or black and come with a reinforced grommeted top and an adjustable tie on the opposite end for a snug fit.

- #9035 Navy #9031 Black – Fits Fender Size 8" x 20"
- #9036 Navy #9032 Black – Fits Fender Size 10" x 26"

FENDER ACCESSORIES

FENDER LOC FENDER LINES

- Provides an adjustable and secure tie-off for your boat fenders
- Built-in loop eliminates knot tying and works on all types of fenders
- Included 2, 6' Fender Loc lines, 3/8" diameter
- Polypropylene rope is color matched to your Taylor Made fender
- Comes in 7 True Colors® to best match your boat



#11311	#11312	#11313	#11315	#11316	#11317	#11318
WHITE	MID ATLANTIC BLUE	BLACK ONYX	BURGUNDY	EMERALD GREEN	CAPTAIN'S NAVY	AURORA GOLD

TIDY-UPS™ FENDER ADJUSTER KITS

The finest looking, top performing fender adjusters available. New Tidy-Ups™ Kits include one Tidy-Ups™ Fender Adjuster and six feet of 3/8" solid braid polypropylene rope. Made from high quality marine grade components, they are quick and easy to use. Simply snap adjuster over your lifeline, railing, or stanchion and set fender height in an instant. Polypropylene rope is color matched to your Taylor Made fender (available in 7 colors). It will not fade or kink, and is mildew and rot resistant. A pre-spliced and professionally finished end allows your fender to be tightly secured without hard-to-untie knots.

- #1131 White
- #1133 Black
- #1136 Hunter Green
- #1138 Sand
- #1132 Blue
- #1135 Cranberry
- #1137 Navy

MATCH TAYLOR MADE TRUE COLOR FENDERS



FENDER ACCESSORIES




QUICK DRAW™ FENDER ADJUSTER

- Tightly holds to bow rails, grabs rails, lifelines, cleats, and more
 - Stainless steel screws and internal spring
 - Fits 1/4" to 1/2" fender lines
- #1092



PRESS HERE
Instantly adjust the height of your fender with a push of a button



TWO HANGERS
Can be used together to horizontally hang a Big B™, Storm Gard®, or Hull-Gard® fender



TIDY-UPS™ FENDER ADJUSTER

- Quick and simple. These fender adjusters simply snap over your lifelines or railing and are ready to use.
 - Holds lines up to 5/8" in diameter
- #1015 White Vinyl Standard Rail Size
#1016 Black Vinyl Standard Rail Size
#1018 White Vinyl Large Rail Size



TIDY-UPS™ LINE HOLDERS

- UV resistant
 - Strong vinyl strap securely holds rope, cords, etc.
- #1019 Fits 1-1/2" to 2" Rails
#1101 Fits 1" to 1-1/4" Rails

FENDER ACCESSORIES



QUICK KNOT® FENDER HANGER

This easy to use Quick Knot® fender hanger allows the quick placement of fenders anywhere there is something to tie off to, without having to tie a knot. The rope is threaded through the Quick Knot's heavy-duty molded nylon system, hanging the fender quickly and securely. No need to waste time with cumbersome and unsecured knots. Perfect for 1/4" rope.

#1098 (4 per pack)



OVERSIZED "J" HOOK

- Fits all standard 1" or 1-1/2" railings for Taylor Made stainless steel fender racks
 - Sold in single packs
- #32191



VERTICAL RAIL FENDER HANGER

Finally a fender hanger for vertical rails! Made of tough nylon, this fender hanger attaches to rails 7/8" to 1" diameter with 2 screws and then grips the fender rope with its heavy-duty teeth making rafting and docking easier than ever. Accepts rope size up to 5/8".

#1099




STAINLESS STEEL FENDER RACKS

- Cross reinforced for extra strength
 - Holds any style fender
 - Tightens to accommodate any angle and folds flat for easy storage
 - Moveable "J" hooks mount on 1 to 1-1/8" rails and stanchion system
- #2009 2-Fender Units (7" to 9" diameter)
#3009 3-Fender Units (7" to 9" diameter)
#2011 2-Fender Units (9" to 11" diameter)
#3011 3-Fender Units (9" to 11" diameter)



RAIL MOUNT FENDER LINE CLIP

- Injection molded polyethylene clips that mount securely to your 7/8" railings
 - Use for hanging fenders, holding power cords, etc.
 - Sold in pairs
- #1093



LINE HANGER

Keep loose lines and power cords neatly in place. Durable PVC mounting band snaps over any rail, lifeline or stanchion. Snap the bottom section around your coil of rope or cord to secure. Measures 9-1/2" in length.

#1006

FENDER ACCESSORIES



TWIN ENGINE PORT & STARBOARD KEYCHAIN FLOATS

Keep your keys afloat with our red and green, port and starboard, mini fender keychain floats. Quickly identify your port and starboard engine ignitions with the bright red (Port) and neon green (Starboard) keychain fender floats.

#2059



RAIL FENDER HANGER

Made from injection molded, high impact and UV resistant nylon. This unique design makes it easy to adjust fender height and locks in place with a jam cleat – no knots. Uses 1/4" to 1/2" line.

- Finger tip adjusting
- No moving parts

#1108 Fits up to 1" rails #1109 Fits up to 1-1/4" rails



HAND PUMP WITH HOSE ADAPTER

- Compact hand pump for filling fenders, rafts, etc.

#1005 Hand pump with hose adapter

#31010 Pack of 3 inflatable needles



RATCHETING FENDER HANGER

Constructed from 3/4" polyester webbing with UV protection. This unique hanger allows you to adjust your fender height from 6" to 24". Simply loop the strap over any size rail or lifeline, feed end of strap through fender eye or tube and pull strap through buckle to desired length. Slide tab into release buckle until you reach the tightness around your rail or lifeline that you desire.

#1089



BIG B™ FENDER HANGER

Designed for use on Taylor Made fenders with 3/4" I.D. tubing.

May be used on other brands, but due to variation among brands the consumer must verify a tight enough fit between the tube and product for proper function (center tube must be small enough to keep the product halves firmly together).

- Injection molded reinforced nylon
- Vented to prevent water accumulating in fender tube
- Fits 3/8" diameter rope

#1085 Sold three per pack

#11085 Table top merchandiser (36 pk)



HOOK & LOOP FENDER STRAP

- A quick easy way to adjust the height of your fenders!
- Simply loop through fender, pull strap through, buckle to desired length and secure
- Made from 3/4" polyester webbing with UV protection and marine grade hook & loop fasteners

#1094 Length: 36" (sold in pairs)

FENDER ACCESSORIES



RAIL/LIFELINE FENDER BRACKET

- Injection molded nylon clamp brackets mount securely to your 7/8" to 1" railings or up to 1/4" lifelines
- Double locking clamp design provides for a quick and easy fender height adjustment
- Use on 1/4"- 5/16" rope
- Sold in pairs

#1097



LIFELINE FENDER CLIP

- Injection molded polyethylene clamp brackets mount securely to your 3/16" to 1/4" lifelines
- Use for hanging fenders, holding power cords, etc.
- Use on 3/16" to 1/4" rope
- Sold in pairs

#1096



1/2" STAINLESS STEEL FENDER LOCK

A larger version of our best selling 1010 fender lock. Stainless steel construction, adjustment peg, and fastening screws ensure many years of dependable service in the harsh marine environment. The "one-way" locking peg provides secure and reliable mounting and allows the use of up to 1/2" diameter rope. Mounting hardware included. Sold individually.

#1001



TRADITIONAL STAINLESS STEEL FENDER LOCK

- Available with fixed or adjustable fender pegs. Mounting screws included.
- Accepts rope sizes up to 1/4"

#1010 One lock and peg

#1009 Extra peg

#32115 Adjustable fender lock set

#32116 Adjustable peg only



READY CLEAT

A portable instant cleat that is used as an insert to the rod holder, when a fender is required for docking and no permanent cleat is available along the beam in the cockpit of a boat. Ready Cleat is inserted into any standard size rod holder, up to 9-1/2" in depth, providing an instant fender cleat ready for action. Made from high-impact glass-fiber reinforced lexan to withstand the harsh marine environment.

#1084 3-1/2" x 14-1/2"



PREMIUM REMOVABLE CHAFE GUARDS

- Constructed from 1050 denier ballistic nylon for excellent durability
- Protects where fender or dock lines rub against paint or gelcoat surfaces
- Available for line diameters from 3/4" to 2" and in lengths of 2', 3' and 4'

#BCG125.24 (1-1/4" x 24") #BCG125.36 (1-1/4" x 36")

#BCG125.48 (1-1/4" x 48")

#BCG150.24 (1-1/2"-2" x 24") #BCG150.36 (1-1/2"-2" x 36")

#BCG150.48 (1-1/2"-2" x 48")

#BCG78.24 (3/4-7/8" x 24") #BCG78.36 (3/4-7/8" x 36")

#BCG78.48 (3/4-7/8" x 48")



MOORING & SAFETY PRODUCTS

Sur-Moor® Buoys & Accessories 34 Sur-Mark™ & Regulatory Buoys 36 Mooring Whips & Replacement Parts 38

Mooring Snubbers, Life Rings & Accessories 41 Air Horns 42 Decorative Ring Buoys & Accessories 43

SUR-MOOR® MOORING BUOYS

SUR-MOOR® T3C™ MOORING BUOY

Sur-Moor® hard skin mooring buoys have a seamless and tough, one-piece polyethylene shell. Hard skin shells feature ultraviolet light absorbers for long-term life under the sun, and have a sandblasted finish which allows the buoy to be easily painted for identifying. Filled with closed cell foam to positively displace water. Tube-through-the-center design allows the anchor chain to pass directly through the buoy, allowing you to attach your boat to the top of the buoy. Hardware not included.



SUR-MOOR® SHACKLE BUOY

The rope nest design has a built in cup shape at the top of the buoy that allows the anchor shackle to nest below the buoy surface. This recessed area helps shield the shackle from contacting the boat hull while making a convenient nesting place for the pennant line when the boat departs from the mooring. Hard skin shell now has a sandblasted finish which allows the buoy to be easily painted for identifying. Tube-through-the-center design with blue reflective striping. Shackle and hardware not included.



SUR-MOOR® TAPER BUOY

The Sur-Moor® taper shape design places more flotation area at the waterline creating a higher visibility mooring. The hard skin polyethylene shell is UV protected to resist the weathering effects of sunlight and is closed cell foam filled to positively displace water. Available in the tube-through-the-center design with blue reflective striping. Hardware not included.



TRADITIONAL SUR-MOOR® MOORING BUOY

- Hot-dipped galvanized steel hardware included
- Blue stripe is reflective for nighttime visibility
- Sandblasted finish allows the buoy to be easily painted for identification



***BUOYANCY RATING**
The number indicated is the maximum flotation the buoy provides while fully submerged. 50% of this value will be the weight the buoy can support at the level of the blue stripe.

THREE-YEAR FLOTATION WARRANTY ON ALL HARD SKIN BUOYS

- Flanged collar made from rigid PVC tubing
- Blue stripe is reflective for nighttime visibility

Stock #	Tube Diameter	Buoy Diameter	Circumference	Approx. Buoyancy*
46370	2"	12"	38"	30 lbs.
46371	2"	15"	47"	60 lbs.
46372	2-1/2"	18"	57"	100 lbs.
46374	2-1/2"	24"	75"	240 lbs.
46375	3"	30"	95"	460 lbs.

- The hard skin polyethylene shell is UV protected to resist the weathering effects of sunlight and is foam filled to positively displace water

Stock #	Tube Diameter	Buoy Diameter	Approx. Buoyancy*
46818	2-1/2"	18"	100 lbs.

- Shell has a sandblasted finish which allows the buoy to be easily painted for identifying

Stock #	Tube Diameter	Buoy Diameter	Approx. Buoy Height	Approx. Buoyancy*
46718	2-1/2"	18"	16-3/4"	70 lbs.
46724	2-1/2"	24"	22-11/16"	165 lbs.
46730	3"	30"	30"	410 lbs.


Stock #	Diameter	Circumference	Approx. Buoyancy*
22170	12"	38"	30 lbs.
22171	15"	47"	60 lbs.
22172	18"	57"	100 lbs.
22174	24"	75"	240 lbs.

WARNING
Mooring lines must never be tied to the top loop. Mooring lines should always be attached to the anchor chain.

SUR-MOOR® BUOYS

MAST BUOYS

- Perfect as a pick-up buoy and ideal for all diving applications
- Newly designed 5/16" diameter pultruded fiberglass mast with PVC outer layer adds strength, flexibility and prevents fiberglass shards from being exposed
- Float is sealed urethane foam - provides great flotation and years of service
- Corrosion resistant HDPE (high density polyethylene) coated cast metal weight that will not scratch or mar your boat's finish




Cast weight with HDPE coated outer layer



Solid urethane foam float



Fiberglass mast with PVC outer layer



Stock #	Mast Length	Approx. Buoyancy*
22105	48"	6 lbs.
22106	74"	6 lbs.
22126	96"	6 lbs.

NEW
IMPROVED DESIGN

SULLY STICK™ WINTER STICK

A long tapered buoy used in place of a standard round mooring buoy during the winter months. The Sully Stick is closed cell foam filled to positively displace water. The base eyelet is reinforced with a galvanized metal bushing to attach a rope and connect to the anchor chain. The shape of the Sully Stick helps it escape ice entrapment better than a round buoy and can extend the useful life of a mooring buoy by protecting it from the damaging effects of freezing temperatures.



Stock #	Diameter	Length	Pick Up Eye	Anchoring Eye	Internal Ballast	Visibility Above Water Line	Approx. Buoyancy*
22120	6" (widest point)	31"	none	1-1/2" molded hole	None, requires 6-1/2 lbs. of additional chain weight to stand vertical	18"	15 lbs.
22140	6" (widest point)	80"	1-1/2" molded hole	1.725" reinforced galvanized grommet for easy retrieval	10 lbs., requires 5 lbs. of additional chain weight to stand vertical	48"	40 lbs.

T3C™ MOORING COLLAR

Hot-dip galvanized steel collar protects your T3C buoy from anchor chain wear, prolonging the life of the buoy. Designed to work in combination with standard shackles. Mooring collars are sized to slip into the top of 2" or 2-1/2" tube diameters.

Stock #	Tube Diameter	Fits T3C Stock #
33020	2"	46370 & 46371
33025	2-1/2"	46372 & 46374
33028	3"	46375



Galvanized protective collar

BUOY HARDWARE

1/2" diameter hot-dipped galvanized rod with 4" long swivel, 2 galvanized washers and nylon core lock nut.

- #35647 Swivel only
- #33012 12" #33015 15"
- #33018 18" #33024 24"



SUR-MARK™ BUOYS

SUR-MARK™ MARKER BUOYS

Sur-Mark™ and Sur-Mark™ II regulatory buoys are molded from tough UV protected polyethylene, and are closed cell foam filled to positively displace water. One-piece seamless construction, internal concrete ballast, recessed galvanized eye, both styles stand upright for storage. Color labels and solar LED warning lights (sold separately) fit both styles. Chain and hardware not included.



THREE-YEAR FLOTATION
WARRANTY ON ALL
HARD SKIN BUOYS



Stock #	Style	Height	Col. Diameter	Large Ring Diameter	Approx. Buoyancy	Visibility Height Above Waterline
46103	Sur-Mark™ II	61"	9"	n/a	15 lbs.	37"
46104	Sur-Mark™	49"	10"	18"	40 lbs.	39"
950400	Green Sur-Mark™	49"	10"	18"	40 lbs.	39"
950410	Red Sur-Mark™ Nun	49"	10"	18"	40 lbs.	39"

NOTE: Orange marking tape included. Label sold separately.

REGULATORY BUOYS

Taylor Made manufactures the most rugged and complete line of navigational buoys in the United States. We have been meeting the stringent requirements of states, municipalities, and private harbors for many years. Our buoys are used in the toughest applications. Regulatory buoys feature rotationally molded high density polyethylene shells that are UV stabilized. The rotational molding process allows for uniform wall thickness without the internal stresses that cause cracking over time and under extreme temperature changes. This process imparts tremendous impact strength to the shell.

Stock #	Description	Overall Height	Max. Diameter	Approx. Buoyancy
950010	Small Green Can	23-1/2"	13"	40 lbs.
950020	Small Red Nun	23-1/2"	13"	40 lbs.
950280	Large Red Nun	48"	24"	235 lbs.
950290	Large Green Can	48"	24"	235 lbs.
950300	Danger Can	48"	24"	235 lbs.



SOLAR LED WARNING LIGHT

- Solar powered light charges during the daylight hours and automatically turns on at dusk to alert boaters of hazards
- Easily attaches to buoys, docks, moorings, or anything else that needs nighttime identification with 1/4" diameter hardware
- Designed to fit on top of Sur-Mark™ Buoy #46104. Well nuts are recommended for buoy mounting.
- Lights come equipped with three flash modes built in (15, 30, 60 flashes/minute).
- Unit is constructed with a tough, waterproof (not submersible) plastic housing to keep the light working in all conditions
- Replaceable AA NIMH batteries (2 per light)

NOTE: Check with local agencies governing your waterway before installing.



SUR-MARK™ BUOY LABELS

- Fade resistant, self-adhesive vinyl marker labels
- Brightly colored for high visibility
- Two labels required per buoy (sold in pairs). Orange tape not included
- Each label is 13" wide x 24" long to fit either Sur-Mark™ or Sur-Mark™ II
- 5-year warranty against weathering or fading

Stock #	Description	Stock #	Description
46171	Shallow Area	46183	Danger
46173	No Boats	46184	Danger Rocks
46175	Keep Out	46185	Swim Area Hazard
46180	Slow 5 MPH	46187	Hazard Area
46181	Slow No Wake	46188	Idle Speed
46182	No Swimming	46191	Danger Keep Out

MOORING WHIPS

STANDARD & PREMIUM MOORING WHIPS

Mooring whips are a safe way to protect your boat against costly dockside and seawall damage. The Mooring Whip system pulls your boat a safe, convenient distance away from the dock thereby protecting it from the damaging forces of waves, wind, tides and wakes. Mooring Whips are made of high quality, solid fiberglass poles, aluminum-magnesium base units, tips, and mooring whip lines. Each set comes complete with all of the hardware necessary for installation. Sold in pairs.



Tips allow your boat to return to the dock effortlessly when you want to board



STANDARD MOORING WHIPS



Standard mooring whips are equipped with fixed angle bases with a 60° angle, 1 3/16" diameter fiberglass pole and are most commonly used for ski boats, runabouts, center consoles, and bass boats.

DESIGNED FOR:

Fresh or salt water use • Moderate wake areas

Stock #	Description	For Boat Sizes	For Boat Weight
MW080	Fixed Angle Base 8'	Up to 20'	Up to 2,500 lbs.
MW120	Fixed Angle Base 12'	18' to 23'	2,500 to 5,000 lbs.
MW140	Fixed Angle Base 14'	24' to 28'	5,000 to 10,000 lbs.
MW160	Fixed Angle Base 16'	29' to 33'	10,000 to 20,000 lbs.

PREMIUM MOORING WHIPS



Premium Mooring Whips are equipped with unique rocker arm bases that return the whip poles to the vertical position when not in use and 1" diameter fiberglass poles. These are ideal for sailboats and larger, heavier or high profile boats.

DESIGNED FOR:

Salt water use • Large tidal areas

Stock #	Description	For Boat Sizes	For Boat Weight
PMW1400	Rocker Arm Base 14'	Up to 33'	Up to 20,000 lbs.
PMW1600	Rocker Arm Base 16'	34' to 46'	20,000 to 36,000 lbs.
PMW1800	Rocker Arm Base 18'	47' to 56'	36,000 to 48,000 lbs.

MOORING WHIPS



DESIGNED FOR
BOATS UP TO
25 FT.

AND UNDER
**10,000
LBS.**

BOATGUARD® MOORING WHIPS

Taylor Made now provides a more economical way to protect your boat in higher wake areas. Designed with the same tough standards as our fixed base and our premium Mooring Whips, these new whips provide the "safety zone" between dock and boat for many types of docking applications. Taylor Made uses a large 3/4" diameter, solid fiberglass pole that withstands rugged environments and provides spring action to keep your boat safely away from the dock. CAD designed whip base is injection molded from high impact reinforced plastic for incredible strength and durability. Sold as pairs and include all lines and hardware to complete the installation.



DESIGNED FOR:

- Fresh water use
- Low wake areas
- Non-tidal regions

Stock #	Description	Boat Size By Weight
99079	BoatGuard Mooring Whip 8'	Up to 2,500 lbs.
99080	BoatGuard Mooring Whip 12'	Up to 5,000 lbs.
99081	BoatGuard Mooring Whip 14'	Up to 10,000 lbs.

NOTE: When determining whip, model weight is more important than length. Some docking conditions may be too rugged for this product.

MOORING PRODUCTS

MOORING WHIP REPLACEMENT PARTS

REPLACEMENT POLES

Stock #	Description
70056-01	BoatGuard MW - 8' Pole Assembly
70057-01	BoatGuard MW - 12' Pole Assembly
70058-01	BoatGuard MW - 14' Pole Assembly
70067-01	Standard MW - 8' Pole Assembly
70063-01	Standard MW - 12' Pole Assembly
70068-01	Standard MW - 14' Pole Assembly
70069-01	Standard MW - 16' Pole Assembly
70070-01	Premium MW - 14' Pole Assembly
70071-01	Premium MW - 16' Pole Assembly
70072-01	Premium MW - 18' Pole Assembly

All poles include epoxy. Rope & cleats not included.

HARDWARE BAGS -

Complete set mounts a single base

Stock #	Description
70050-01	BoatGuard MW Hardware Package
70051-01	Standard MW Hardware Package
70052-01	Premium MW Hardware Package

RUBBER MOORING SNUBBER MOORING LINE SHOCK COMPENSATOR

Made from super elastic isoprene natural rubber. Our new design eliminates the self-locking internal system which caused unnecessary stress on the dock lines. These LineSaver mooring snubbers prevent mooring line breakage and compensate for sudden jolting and excess stretching of lines beyond parting strength. The LineSaver also provides maximum protection against the stress caused by wind, waves, and wakes. No tools needed to install.

- #307 Fits 3/8" line
- #308 Fits 5/8" line
- #309 Fits 3/4" line

MISCELLANEOUS PARTS

Stock #	Description
70059-01	BoatGuard MW Coupler 3/4" ID x 6"
70082-01	*Standard Coupler (fixed angle base models)
70081-01	*Premium Coupler (rocker arm base models)
70083-01	Collar - fixed angle base (pole bottom into base)
70084-01	Collar - rocker arm base (pole bottom into base)
70073-01	Rubber Grommet - Premium MW rocker base
70060-01	Cleat for Pole (each) w/clamp halves screws
70065-01	Roller Tip
70074-01	Epoxy Packet (for all models)

*Couplers join the 2 poles together (does not go into base)

REPLACEMENT BASES

Stock #	Description
70099-01F	BoatGuard MW Base & Cap w/Epoxy
70064-03F	Standard Fixed Angle Mooring Whip Base
70066-03F	Premium Rocker Arm Style Mooring Whip Base




LIFE RINGS

LIFE RINGS

Inspected and tested in accordance with U.S. Coast Guard regulations. Rings contain unicellular polyurethane foam for buoyancy. Floating polypropylene grab lines contain UV stabilizers to enhance sunlight resistance. Rings feature Sewn in becketts to secure grab line. Choose between energy absorbent vinyl skin or tough hard shell polyethylene skin. SOLAS approved models equipped with reflective tape.

- Vinyl skin life rings can be painted or numbered with excellent adhesion
- Most durable life ring on the market
- For both recreational and commercial use
- Vinyl skin is more puncture resistance and less likely to tear or scuff




ALL LIFE RINGS MEET USCG APPROVAL FOR BOTH RECREATIONAL AND COMMERCIAL USE

VINYL COATED FOAM

White w/White Rope	Orange w/White Rope	Buoy Diameter	Minimum Buoyancy
360	363	20"	16.5 lbs.
361	364	24"	16.5 lbs.
380	383	30"	32 lbs.

POLYETHYLENE SHELL

White w/White Rope	Orange w/Black Rope	Buoy Diameter	Minimum Buoyancy
567	569	24"	16.5 lbs.
568	570	30"	32 lbs.
n/a	571**	30"	32 lbs.



AER-O-BUOY™ LIFE RINGS

Meets Canadian Coast Guard approval. Tough outer polyethylene shell is resistant to gasoline, oil, saltwater, and pool chemicals. Closed cell foam core for buoyancy. 9.5 mm poly grablines.

White w/White Rope	Orange w/White Rope	Buoy Diameter	Minimum Buoyancy
570002	570001	24" (610 mm)	16.5 lbs. (7.5 kg)
n/a	570003**	30" (762 mm)	32 lbs. (15.5 kg)
n/a	570004*	30" (762 mm)	32 lbs. (15.5 kg)

Reflective tape on 30" diameter ring buoys only.
*SOLAS approved ring suitable for quick release from the bridge.
**SOLAS approved. SOLAS - "Saving of Lives at Sea"

LIFE RING STATION

Rugged polyethylene case houses one 24" ring. Ring station permanently locates life ring and protects ring from constant weather exposure. Bright yellow color for high visibility. Clear vinyl cover quickly detaches to access life ring.

- #570006 Life ring station
- #570007 Life ring station replacement vinyl cover
- #570008 Life ring station w/ #570001 ring & 50' rope
- #570009 Life ring station w/ #570002 ring & 50' rope
- #570005 3/8" yellow poly rope x 50'

LIFE RING ACCESSORIES



STAINLESS STEEL LIFE RING HOLDER

These stainless steel holders will mount on any 7/8" or 1" railing or stanchion. Elastic cord holds your buoy securely.

#2013



LIFE RING "J" HOOKS

Stainless steel "J" hooks designed to hold ring buoys up on any wall, fence, wheelhouse, etc. Mounting screws not included.

#2016



ECO BLAST™ RECHARGEABLE AIR HORN AND KIT

Just pump in new air. The refill valve of the Eco Blast air horn lets you recharge using a Taylor Made® Mini Air Pump or any bicycle pump, service station air pump or air compressor. In seconds, Eco Blast is ready to emit a powerful 120 db signal that meets all USCG. requirements. Eco Blast beats out chemical horns, too, because it operates in all weather and temperature extremes. Plus, with Eco Blast there's no worry about a potentially harmful chemical escaping into the environment.

#616 Eco Blast – horn only

#618 Eco Blast kit – with air horn and hand pumps



ECO BLAST™ MINI AIR PUMP

Our versatile Mini Air Pump is always handy to have around. Use it to quickly refill your Eco Blast Rechargeable Safety Signal Air Horn, or to inflate boat fenders, bicycle tires, rafts, water toys and more. The Mini Air Pump comes with two interchangeable valves for adaptability and generates up to 100 psi of pressure. Easy to use, stores anywhere.

#617



LIFE RING/BUOY LETTER KIT



Now you can customize your life ring with our Taylor Made Lettering Kit. Package includes 2" black letters and numbers (4 ea.) plus symbols. Constructed from waterproof marine grade 4 mil vinyl, resistant to fuel, chemicals, fading and scratching. Application template included.

#600015

DECORATIVE RING BUOYS & ACCESSORIES



CAUTION
DECORATIVE USE ONLY. NOT A LIFE SAVING DEVICE

DECORATIVE RING BUOY

- Spruce up your pool or spa area
- Rings are constructed from waterproof nonabsorbent closed cell foam
- Comes equipped with Sewn in polypropylene grab lines and decorative blue bands
- Don't forget to customize your ring buoy with our life ring letter kit
- Available in 3 popular sizes

#371 17" ring (white/blue)

#372 20" ring (white/blue)

#373 25" ring (white/blue)



Accommodates rope up to 3/8" diameter

RING BUOY HOLDER WITH HEAVING LINE

- Ring holder is constructed from anodized aluminum
- Fits all sizes of ring buoys
- Comes complete with 30' or 60' mildew resistant, white, UV polypropylene, floating heaving line with attached rope float
- Float also sold separately for use with swim area floating ropes or nets

#374 Ring Buoy Holder w/60' heaving line

#375 Ring Buoy Holder w/30' heaving line

ROPE FLOATS

- Painted to provide UV protection and to help resist weathering
- Designate swim areas in pools, lakes, oceans, etc. Can also be used for ski ropes, anchor lines, marker buoys and crab traps.
- Accommodates rope up to 3/8" diameter
- Approximate buoyancy is 2 lbs.
- Floats measure 2-3/4" x 5-1/4"

#376 Red/white float

#377 Yellow float

#378 Red float





DOCK PRODUCTS & LIGHTING

Stow 'N Go™ Dock Boxes 46 Step Safe Dock Steps 49 Dock Pro® Edging 50 ClearView® Edging 52 True Color® Edging 54
Gunnel Guards 60 Chafe Guards 61 Lifeline Cushions 61 Dock Lines 62 Dock Wheels 62 Post Bumpers 63

Hull Saver Bumpers & Corners 55 DockGard Edging 56 Dock & Post Bumpers 59 Corner Bumpers 59 Removable Post Bumpers 59
Dock Cushions 63 DockPro Vinyl Dock Bumpers 64 Piling Caps 64 Dock Floats Dock Carts 65 D-Icer 66 Dock Lighting 67

STOW 'N GO™

FIBERGLASS DOCK BOXES



With a durable UV gelcoat finish and stainless steel lockable latch and hardware, these fiberglass dock boxes are built tough. These fiberglass molded dock boxes are constructed with a solid foam core that contains no trapped air making it more resistant to absorb water and odors. A double glass layer resists cracking and adds strength in critical areas where hardware is attached. Gas shocks help to keep your lid open on rocking docks and in higher wind areas and allow for a slower, more controlled closing.



SMOOTH INTERIOR SURFACE

Easy to clean and has no stray glass fibers that can cut



GAS SHOCKS

Standard on all models



LATCH & HINGES

Made from heavy-duty stainless steel



FISHERMEN'S DOCK BOX

New to our line of dock boxes comes the ideal fishermen's storage dock box. This box has all the features and benefits of our standard fiberglass dock boxes with the addition of rod holders installed on the underside of the lid. This added feature is a great way to keep your fishing poles stored and easily out of the way of all your other boating gear. Easily accommodates poles up to 7' long.

#83560 (Extra Large) 24" H x 95" W x 22" D



SPACE SAVER TRIANGLE DOCK BOX WITH ELECTRICAL INSET

The Taylor Made Space Saver electrical inset dock box design allows the box to straddle the water over any 90 degree, such as two adjoining docks. The electrical inset is designed to accommodate electrical power units like Eaton™, Ensign™ and other popular suppliers.

Electrical Inset compatible with:

Eaton: Newport Harbor Mate Box

Ensign: Dock Box Power Center

#83563 Measures: 34-1/2"H x 51-3/8"W x 29-1/4"D
Recess area measures approx: 5-1/4"D x 11"W x 26-5/8"T

PNEUMATIC LID LIFTS (1 PAIR)

#83610 Fits all models except #83560, uses (2) #1829



STANDARD DOCK BOXES

Provides a large rectangular space in which to store all your boating needs (2 shocks installed).

Stock #	Description	Dimensions
83562	Small	24"H x 54"W x 22"D
83552	Medium	24"H x 72"W x 23"D
83551	Large	24"H x 85"W x 22"D
83559	Extra Large	24"H x 95"W x 22"D
83553	Deep Small	27"H x 46"W x 26"D
83554	Deep Medium	28.75"H x 72.75"W x 28.25"D

LOW-PROFILE DOCK BOXES

Built for large boats or docks. (1 shock installed)

Stock #	Description	Dimensions
83550	Small	20"H x 40"W x 19"D
83557	Medium	18"H x 48"W x 20"D

TOP SEAT DOCK BOXES

Seat built in to lid for added function.

Stock #	Description	Dimensions
83556	Small	27"H x 46"W x 26"D
83555	Large	30"H x 73"W x 28.25"D

TRIANGLE DOCK BOXES

Fits snugly in that little gusset found on most docks.

Stock #	Description	Dimensions
83561	Triangle	27"H x 54"W x 33"D
83563	Space Saver Triangle w/electrical inset	44-1/2"H x 51-3/8"W x 29-1/4"D

DOCK PRODUCTS

STOW 'N GO™ DOCK & PATIO STORAGE BOX

The Taylor Made Dock & Patio Storage Box is a durable polyethylene box that's perfect for your dock, pool or patio. It offers a secure place to store just about anything from life jackets and fishing supplies to cushions and pool accessories. Our boxes are manufactured with the highest quality UV resistant polyethylene resin and are 100% maintenance-free. The double-walled lid is secured with a stainless latch, creating a weatherproof design to ensure your contents remain protected and dry.



STANDARD COLORS



CLASSIC WHITE



SANDSTONE

Stock #	Description	Dimensions
123650	Classic White	43" L x 21" W x 26" H
124650	Sandstone	43" L x 21" W x 26" H
123750	Classic White	67-3/4" L x 27-3/4" W x 26" H
124750	Sandstone	67-3/4" L x 27-3/4" W x 26" H



VERSATILE

The perfect storage box for your dock, pool or patio



TRIANGLE DOCK BOX

Our triangle dock box is designed to accommodate most electric power units. Triangle shape allows the unit to fit snugly in the little gusset found on most docks.

#123661 Classic White 50"L x 32"W x 36"H

Recess area measures:
6"D x 11"W x 24"T



DOUBLE-WALLED LID

Ensures contents stay safe and dry

STEPSAFE™ DOCK STEPS

Molded in durable UV-resistant polyethylene, our dock steps are offered in three different tread step models. On the top of each step, our StepSafe™ non-slip pad is adhered for additional slip protection while boarding. 1-1/2" wide flange provides adequate mounting surface for docks. Cleans easily with soap and water. Additional handrails are available for two and three step models, sold separately. Maximum weight up to 300 lbs.

White Stock #	Sandstone Stock #	Description	Dimensions
47100	44100	Single Tread Step	22"L x 18"W x 11-3/2"H
47200	44200	Double Tread Step	26-3/4"L x 23-3/4"W x 17"H
47201	n/a	Aluminum Hand Railing (double step model)	19-1/2"W x 49"H
47300	44300	Triple Tread Step	35"L x 25"W x 25-1/2"H
47301	n/a	Aluminum Hand Railing (triple step model)	26"W x 58"H



ALUMINUM HANDRAIL

Available for two and three step models (sold separately)



NON-SLIP PAD

Additional protection while boarding



UV RESISTANT POLYETHYLENE

Durable material holds up in the harsh marine environment



STEPSAFE™ NON-SLIP PAD

StepSafe™ will retain its grip wet or dry and is resistant to gas, oil, and UV rays. Also great for the pool area, aluminum ladders or any surface where slipping is a concern. Comes with a pressure sensitive backing for easy installation and trims easily with scissors to almost any size and shape. Use on gunnels, swim platforms, stair rungs, transoms or anywhere you step and could slip!

#11990 Cut size: 3-1/2" x 14-1/2"

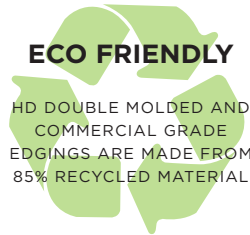
12 pack master comes pre-packed clipped on a clip strip.

DOCK PRO™

VINYL DOCK EDGING


HEAVY-DUTY DOUBLE MOLDED PROFILES

Double molded vinyl dock edging is molded twice and then molecularly bonded for extra durability and protection. A tough inner core is surrounded with our soft white vinyl for extra cushion against tough docks. Each piece installs easily to the edges of docks, piers or floats with screws or nails. Available in our four most popular profiles and a full range of lengths.




SMALL EDGE GARD

White	Description
46057	10' coil retail
46086	10' coil
46097	25' coil



MEDIUM EDGE GARD

White	Description
46062	10' straight
46058	10' coil retail
46096	10' coil
46098	25' coil




C-SHAPE GARD

Stock #	Description
46070	8' straight
46072	10' coil retail
46056	10' coil
46053	16' retail pack
46054	25' coil


COMMERCIAL GRADE DOUBLE MOLDED PROFILES

Added to its line of heavy-duty double molded PVC dock edging are three commercial grade profiles. Dock builders, marinas and even a few larger boat owners asked for profiles with heavier wall sections to provide greater protection for their applications. Made from the same quality marine grade resins and with the same double molding process as our other products.



COMMERCIAL GRADE SIDE GARD

Stock #	Description
46030	10' straight
46018	10' straight - black
46013	10' coil retail



COMMERCIAL GRADE P-SHAPE

Stock #	Description
46031	Small 10' straight - white
46032	Large 10' straight - white
46020	Small 10' straight - black
46019	Large 10' straight - black
46012	Small 10' coil retail

NAILS

Stainless nails are 1-1/4" #12 nails with ring shank.
Galvanized nails come with a washer.
(1/8 lb. pks. - 12 per strip)

- #96028 1/8 lb. #6 galvanized
- #95999 1/2 lb. stainless



90° VINYL CORNER BUMPER

Made from the same tough PVC as our dock extrusions, this 90° corner (outside) will protect your boat from this critical point. Inside structural ribs provide the impact resistance you need while it's flush fit side sections give your installation a "finished" appearance. The 90° cut fits flush with the large Commercial Grade P-Shape.


- #46015 90° corner 6" x 6" white
- #46016 90° corner 6" x 6" black



THE "WAVE"

The "Wave" shape is 1/4" x 5" wide. This profile is a heavy-duty PVC strip that is designed to completely cover the sides of your dock. Form this flexible extrusion into a "wave" or loop shape and nail it down. By doing so, you create a bumper grid with superior shock absorbing and protective ability. The "Wave" is available in a 25 ft. coil and comes complete with mounting nails. 25 ft. coil will protect approximately 18 ft. of dock space.

- #46069 25' coil






DOCK PRO®

VINYL DOCK EDGING

CLEARVUE® DOCK EDGING

Taylor Made is adding to its line of protective dock edging. The first dock edging made entirely of clear PVC, allowing the natural beauty of a wooden dock to stand out. We've taken our most popular profiles, suitable for a wide variety of docking applications, and made them clear. They still have all the great properties of the existing line in providing unparalleled protection for your boat, non-marring – holding up to UV and mildew but now you don't have the typical white or black strip along the dock. Also, because the PVC is clear, we're offering Standard P-Shape edging that includes an interior mounted solar powered LED rope light. Patent pending.



SMALL COMMERCIAL P-SHAPE

This heavy-duty commercial grade profile includes heavier wall sections and reinforcing ribs. Ideal for dock builders, marinas and even owners of larger boats – providing the extra protection required for these applications.

#45970 10' coil

STANDARD C-SHAPE

This versatile extrusion can be mounted both vertically and horizontally to nearly all dimensional lumber sizes. It has been designed to function either as a side guard profile or as an edge guard for light-to-medium-duty applications.

#45973 10' coil

STANDARD P-SHAPE

Traditional P-Shape for light-to-medium-dock edge applications. Lightweight, easy to install and provides excellent protection for your boat.

#45971 10' coil

STANDARD P-SHAPE W/LED SOLAR LIGHT STRIP

Integrated within the standard P-Shape profile is a solar powered LED light rope.


- 4.5V 2.5W solar panel
- White LEDs spaced about 2" apart
- Replaceable lithium batteries
- 6 ft. lead from panel to light allows for higher installation on post or piling
- Lighting time up to 12 hours with full charge
- Now available with installed LED lighting

#45972 10' coil w/lights

#46302 10' LED rope lights



This Standard P-Shape and Premium Side Gard profiles have the same great qualities as our heavy-duty and commercial grade double molded profiles to give you the extra durability and protection you need dockside. Installs easily with screws or nails.



DOCK PRO® STANDARD P-SHAPE

#45993 Black 10' straight

#45994 Black 10' coil

#45995 White 10' straight

#45996 White 10' coil



DOCK PRO® COMMERCIAL GRADE PREMIUM SIDE GARD

#45989 Black 10' straight

#45990 Black 10' coil

#45991 White 10' straight



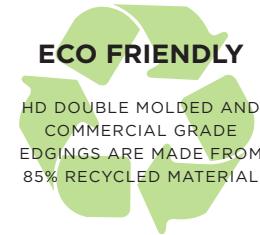
#45992 White 10' coil



TRUE COLOR®
**VINYL DOCK
 EDGING**



TRUE COLOR® COMMERCIAL GRADE EDGING

Taylor Made is adding to its line of protective dock edging. It is the first dock edging made to match the aluminum docks that are becoming more popular. We've taken our most prevalent profiles – suitable for a wide variety of docking applications – and made them silver. Using our True Color® technology we can color match aluminum docks in any setting. They still have all the great properties of the existing line in providing unparalleled protection for your boat – non-marring, holding up to UV and mildew – but now you don't have to use the typical white or black on your new aluminum dock.



P-SHAPE

- #45965 Large 10' straight
- #45966 Small 10' retail pack
- #45967 Small 10' straight



SIDE GARD

- #45968 10' straight
- #45969 10' retail pack

HULL-SAVER™ VINYL COVERED DOCK BUMPERS & CORNER

- Corrosion-proof grommets
- Great spot protection



STANDARD DOCK BUMPERS

- #344 24" L x 4" T x 2-1/2" D - straight
- #345 10" L x 10" L x 4" T x 2-1/2" D - corner

MARINE BUMPERS

- #347 36" L x 8" T x 6" D - small straight
- #348 60" L x 8" L x 6" D - large straight



HEAVY-DUTY DOCK BUMPERS

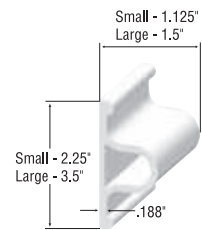
- #349 35" L x 6" T x 4" D - HD straight
- #350 12" L x 12" L x 6" T x 4" D - HD corner

DOCKGARD™

EPDM DOCK PRODUCTS

EPDM DOCK EDGING

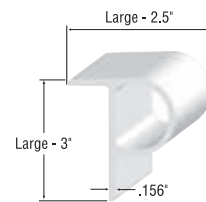
Taylor Made offers a line of EPDM rubber edging for docks and piers. EPDM rubber is designed to withstand the harshest of environments and is soft enough to cushion your boat from the dock or pier. At 70 durometer, this new premium line of dock edging starts softer than vinyl, and stays flexible when exposed to UV rays, offering uncompromising longevity.



D-PROFILE

A convenient way to protect the edge of the dock. Not only easy to install, but it also fits snugly around the radius of the dock corners.

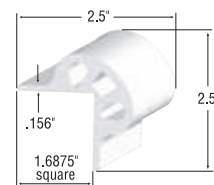
- #96000 6' length - small
- #96001 6' length - large
- #96017 6' length - small retail package
- #96018 6' length - large retail package



P-PROFILE

The "P" profile is designed to attach to the top of the dock and wrap around to also protect the side of the dock.

- #96040 6' length



TOP-SIDE PROFILE

This edging offers protection for your boat right where you need it most. The Top-Side profile not only covers the side of the dock, it protects the top as well.

- #96038 6' length



HEAVY-DUTY SIDE PROFILE

Specially designed edging can be used as side protection for docks or for vertical protection on pilings.

- #96037 6' length



CORNER GUARDS

Made from the same great rubber material as our dock extrusion. Use with our dock strips for complete protection.

- #96008 2-1/4" x 6" corner
- #96009 3-1/2" x 6" corner



CHAFF GUARDS

Made from our strong, abrasion resistant rubber. Slides through chocks to protect your lines. Sold in pairs. Measures 14" long.

- #96013 for 1/2" to 5/8" lines
- #96014 for 3/4" line



FENDER BOARD GUARDS

Attach these rubber cushions to both ends of a 2" x 4" to give you a padded fender board. Measures 4-1/4" long.

- #96011



RUBBER CHAIR TIPS

Non-marking rubber tips are great for use on deck chairs, boarding ladders, boat hooks, etc. Sold in packages of 4 tips.

- #96024 fits 7/8" tubing
- #96025 fits 1" tubing
- #96026 fits 1-1/8" tubing

RUBBER SPREADER BOOTS

- Fits quickly and easily over the stay and spreader end
- Protects the rigging connections
- Eliminates clumsy, temporary taping
- Reduces sail chafing, drag and tearing
- Molded in split form
- Sold in pairs



SYNTHETIC RUBBER

Is soft to the touch and very durable

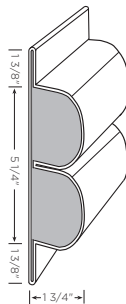
Stock #	Description	Measurements	Spreader Insert Size
960025	Small	4-5/8" x 2"	1/2" - 1-1/2"
960026	Medium	5-3/4" x 2-3/8"	1" - 2"
960027	Large	7-1/2" x 2-7/8"	2" - 3"

PERIMETER™

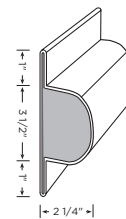
DOCK & POST PRODUCTS

DOCK & POST BUMPERS

- Available in multiple bumper profiles up to 50' in length to fit your exact needs
- Polyester textile cover and closed cell foam inner cushion, not vinyl, PVC or rubber
- Male/Female connection ends available with volume orders
- Cleans easily with liquid soap and a brush
- Flexible enough to mount on curves or around corners
- Will not deteriorate in the sun or mar your boat
- Flexible tab (1" wide) system allows standard top-of-dock or unique fold-over mounting which conceals the top row fasteners



MEDIUM DOUBLE



LARGE



"Top-of-Dock" installation method



"Fold-Over" installation method

SMALL 3-5/8" W X 1-1/4" D		MEDIUM 4-1/2" W X 1-3/4" D		LARGE 5-1/2" W X 2-1/4" D		EXTRA LARGE 8" W X 3-1/4" D		SMALL DOUBLE 5-1/2" W X 1-1/4" D		MEDIUM DOUBLE 8" W X 1-3/4" D	
Stock #	Length	Stock #	Length	Stock#	Length	Stock #	Length	Stock #	Length	Stock #	Length
DB230	3'	DB330	3'	DB430	3'	DB630	3'	DDB230	3'	DDB330	3'
DB240	4'	DB340	4'	DB440	4'	DB640	4'	DDB240	4'	DDB340	4'
DB260	6'	DB360	6'	DB460	6'	DB660	6'	DDB260	6'	DDB360	6'
DB290	9'	DB390	9'	DB490	9'	DB690	9'	DDB290	9'	DDB390	9'
DB2CU25	25'	DB3CU25	25'	DB4CU25	25'	DB6CU25	25'	DDB2CU25	25'	DDB3CU25	25'
DB2CU50	50'	DB3CU50	50'	DB4CU50	50'	DB6CU50	50'	DDB2CU50	50'	DDB3CU50	50'
DB2CU	10-49'	DB3CU	10-49'	DB4CU	10-49'	DB6CU	10-49'	DDB2CU	10-49'	DDB3CU	10-49'



CORNER BUMPERS

Although most Perimeter Dock & Post Bumpers are flexible enough to mount around curves, our customers have requested standard corner bumpers to create a finished, quality look to the 90° outside corner of the dock. Our corner sections are designed to match up perfectly with our medium, large and x-large dock bumpers and extend 12" along each side of the dock from the corner point. Mounting flanges are incorporated both top and bottom for secure installation.

Stock #	Description	Dimensions
CB320	Medium corner bumper	3' x 12" L
CB420	Large corner bumper	4' x 12" L
CB620	X-Large corner bumper	6' x 12" L



REMOVABLE POST BUMPERS

Made out of the same high quality materials as our Dock and Post Bumper, Perimeter Removable Post Bumpers come equipped with polyester webbing (53" long) and a heavy-duty Derlin buckle system that allows for a quick, easy and secure installation. Simply wrap the webbing around the piling, snap the buckle and pull tight. When you're ready to depart, simply unbuckle and stow away.

- Protect your boat at unfamiliar or unprotected docks
- Stays in place better than fenders
- Great for temporary docking or portable docks

MEDIUM 4-1/2" WIDE		LARGE 5-3/4" WIDE		EXTRA LARGE 8-1/2" WIDE	
Stock #	Length	Stock#	Length	Stock #	Length
RPB330	3'	RPB430	3'	RPB630	3'
RPB345	4-1/2'	RPB445	4-1/2'	n/a	n/a



PERIMETER™ PRODUCTS

GUNNEL GUARD

Flexible cushion and tabs allow for easy attachment with screws and washers. Larger sizes commonly used for work boats, launches and other heavy-duty applications. Sold by the foot or in 50' self-dispensing display boxes.


- Polyester covered, not cotton canvas
- Wears over 10 times longer than similar products
- Will not rot in the sun or mar your boat
- Perfect for whalers, dinghies, and swim steps



RECOMMENDED ATTACHMENTS



To best install your Gunnel Guard, drive self-tapping (or self-drilling for fiberglass) 1/2" stainless steel #6 Phillips screws with stainless finishing washers through each tab every 3" to 4".



HALF-ROUND

3/4 ROUND

Stock #	Description	Diameter	Tab size	Length
GG1.253Q.50	3/4-Round	1-1/4"	5/8"	50'
GG1.253Q.CU	3/4-Round	1-1/4"	5/8"	< 50'
GG1.5HR.50	Half-Round	1-1/2"	5/8"	50'
GG1.5HR.CU	Half-Round	1-1/2"	5/8"	< 50'
GG1.53Q.50	3/4-Round	1-1/2"	3/4"	50'
GG1.53Q.CU	3/4-Round	1-1/2"	3/4"	< 50'

PERIMETER™ LIFELINE CUSHIONS

Inner cushion provides a comfortable yet sturdy backrest. Simply thread your lifeline through the center of these polyester-covered foam cushions. Blue lifeline cushions use a Sunbrella® cover which will match your sail covers.

- Make your lifelines a better backrest
- Polyester covered, not bare foam
- Won't discolor, fade or rot in the sun
- Cleans easily with liquid soap

Stock #	Description	Length
LC150.30	Lifeline cushion (pair)	3'
LC150.45	Lifeline cushion (pair)	4-1/2'
LC150.60	Lifeline cushion (pair)	6'
LC150.60BU	Blue Lifeline cushion (pair)	6'



CHAFE GUARDS

Superior abrasion resistance. Standard sizes sold in pairs with UV-resistant ties to secure installation.

- Prevent wear and tear on your mooring and dock lines
- Don't lose your boat in a storm due to lack of a chafe guard
- Easily fits through chocks, will not split or rot in the sun
- Polyester textile, not PVC, vinyl or rubber

Stock #	Fits Line Size	Length	Stock #	Fits Line Size	Length
CG58.18 (Pr)	3/8" x 5/8"	18"	CG1.100	3/4" x 1"	100'
CG58.48 (Pr)	3/8" x 5/8"	4'	CG1.25.18 (Pr)	1-1/4"	18"
CG58.100	3/8" x 5/8"	100'	CG1.25.48 (Pr)	1-1/4"	4'
CG1.18 (Pr)	3/4" x 1"	18"	CG1.25.BU	1-1/4"	Bulk
CG1.48 (Pr)	3/4" x 1"	4'			

REMOVABLE CHAFE GUARDS

- Ideal for anchor lines, power cords and pre-spliced eyes
- Polyester hook & loop fasteners provide easy and secure installation
- When you can't use a permanent installation

Stock #	Fits Line Size	Length
RCG58.14	3/8" x 5/8"	16"
RCG1.14	3/4" x 1"	16"
RCG1.25.14	1-1/4"	16"

DOCK PRODUCTS

DOUBLE BRAIDED NYLON DOCK LINE

- Whipped bitter end
- Always flexible – stays soft and easy to handle throughout its life
- Spliced eye end – much stronger than a knot
- Resistant to oil, grease, gasoline, mildew and most chemicals
- Will not rot – allows for storing wet or dry
- Great for dock lines, anchor lines, or mooring lines



Black	Blue	White	Size	Black	Blue	White	Size
11319	11324	11328	3/8" x 15'	11322	11326	11331	1/2" x 15'
11321	11325	11329	3/8" x 25'	11323	11327	11332	1/2" x 25'

RECOMMENDED ROPE DIAMETER GUIDE	ROPE DIAMETER	BOAT LENGTH	TENSILE STRENGTH
	3/8"	Boats up to 25'	4,450 lbs.
	1/2"	Boats up to 32'	7,850 lbs.

Use this chart to help choose the correct line diameter. If your boat is located in a windy area or in an area that often experiences rough sea conditions, it is a good idea to choose the next bigger line diameter. Bow and stern lines should be two-thirds the length of your boat. Spring lines should be as long as your boat.



24" DOCK ROLLER WHEEL - RIGID

Plastic dock wheels are designed for roll-in docks and boat lifts. Made of heavy-duty, rotomolded plastic, the large diameter rolls easily on all terrains. Designed for maximum strength with no maintenance requirements. Pre-drilled with drain holes.

- Molded from UV-stabilized polyethylene
- 24" Diameter with a 8" tread width
- Fits axle sizes 1.60" to 1.90" diameter
- 800 lbs. load rating

#1224



14" DOCK POST GUIDE WHEEL - PVC

Flexible PVC dock wheels are designed to rotate around standard 1-1/2" dock pipe. Made of heavy-duty marine grade vinyl with wear resistant center axle bushings, wheels can be placed over standard 1-1/2" diameter pipe for use as free floating boat guides or can be mounted to any custom dock bracket which uses 1-1/2" diameter pipe. Wheels can be stacked together for added protection.

- 14" diameter with 2" inside diameter reinforcement bushing
- Inflation valve to adjust firmness

#1214



DOCK PRO® INFLATABLE DOCK WHEELS

Smooth rolling wheels offer substantial dock cushioning and feature molded-in valves to adjust the level of firmness. Heavy-duty hot-dipped galvanized hardware mounts securely to the dock. 12" and 18" wheels use a large 2" diameter axle housing for maximum strength. 3-year warranty.

Wheel Size	Corner Mount Stock #	Straight Mount Stock #	Replacement Wheel Stock #	Boat Size
9"	1078	1079	91078	Up to 20'
12"	1072	1073	91072	20' to 30'
18"	1081	1082	91082	30' to 40'

NOTE: Brackets and wheels are not interchangeable. Replacement wheels include cap and washer.



ACRYLIC DOCK WHEEL COVERS

Specifically designed to fit over our Dock Pro Inflatable Dock Wheels. Constructed from 100% heavy-duty loop knit acrylic. Covers are UV, abrasion and stain resistant and will help prevent grime and dirt on your dock wheel. Heavy-duty Sewn in draw string and barrel lock ensure a custom fit.

- #5300N Navy #5300B Black – 12" wheel size
- #5301N Navy #5301B Black – 18" wheel size



POST BUMPERS

Post Bumpers are great protection for pipe supported type docks. Protects the boat from contact with the metal dock pipe and hardware at dock level. Easily slides over 1-1/2" dock pipe and rests securely against the dock. Molded from marine grade vinyl with an inflation valve to adjust firmness. Bumper measures 7" diameter x 17" long.

- #45600 White
- #45604 Mid Atlantic Blue
- #45607 Captain's Navy
- #45652 Black Onyx
- #45657 Emerald Green
- #45660 Aurora Gold


DOCK CUSHIONS

Hybrid construction means soft compressible foam where you want it and tough high density foam where you need it. The inner core of the new foam bumper is a lower density EVA foam (28 pounds per cubic foot) and the outer (front and back) pieces are tougher, higher density PE foam (8.7 pcf). UV protected foam material is maintenance free, non-marring and provides superior cushioning from impact. Designed for both horizontal and vertical applications, Dock Cushions are pre-drilled and ready to mount. Hardware not included.

Stock #	Description	Size
46011	Straight	3-1/4"D x 5'T x 36"L
45984	Corner	Each side: 3-1/4"D x 5'T x 18"L
46011LED	LED Cushion w/LED lights	3-1/4"D x 5'T x 36"L



Foam plugs are supplied to give the bumper a clean, finished look



LED lights now available. Can illuminate for 8 hours after full sunshine charge.


DOCK PRODUCTS



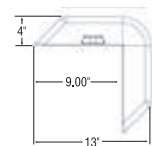
DOCK PRO® HEAVY-DUTY VINYL DOCK BUMPERS

Taylor Made now offers the ultimate in versatile, durable docking protection! Dock Pro® Heavy-Duty Vinyl Bumpers are ideal for rough conditions and can take a beating. Made from UV resistant, marine grade vinyl, they provide excellent protection for your boat and dock. Straight piece can be mounted horizontally, or the curved back panel allows for vertical mounting on pilings. Corner piece provides superior impact protection on dock corners. Both bumpers have inflation valves for easy adjustment to desired firmness. Pre-drilled for easy, permanent mounting with plated fasteners.

- #45500 35-1/2"L x 4"D x 5"H (straight mount)
- #45510 13"L x 4"D x 5"H (corner mount)



top view straight mount



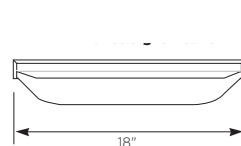
top view corner mount



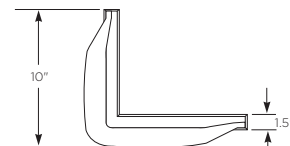
DOCK PRO® VINYL DOCK BUMPERS

Protects the side and top of the dock with 1-1/4" cushion above dock level. Made from the same tough marine grade vinyl as our fenders. Solid flaps attach easily to any dock. Superior cushioning protects boats and docks from each other. Color is permanently molded into the vinyl and will not transfer to the hull.

- #46075 Black (straight mount 18")
- #46082 White (straight mount 18")
- #46076 Black (corner mount 10" x 10")
- #46081 White (corner mount 10" x 10")



top view straight mount



top view corner mount

PILING CAPS

Made from heavy-duty polypropylene, these piling caps will discourage birds from sitting on top of your pilings. Available in 6 diameters to best fit your needs.

White	Black	Diameter
6200	6205	7"
6201	6206	8"
6202	6207	9"
6203	6208	10"
6204	6209	11"
6210	6211	12"



DOCK PRO® DOCK CART

Curved handle design reduces bending-over, making the Dock Pro® Dock Cart easier to handle than conventional carts, while the unique angled-tub feature provides better leg clearance for maneuvering. The Dock Pro® Dock Cart, with its maximum load capacity up to 300 lbs., is simply the easiest way to carry all your gear from the car to the boat. Features a spacious 7 cu. ft. (47"L x 23"W x 13"D) heavy wall roto-molded poly-tub that will not rust or rot. Zinc-coated, corrosion resistant hardware used throughout. Plastic rim wheels with roller bearings will stand up to the harshest marine environment.

- #1060 20" solid wheel
- #1060W 20" replacement wheel



NEW FLAT-FREE TIRE DESIGN

MADE OF SOLID POLYURETHANE YET HAS THE SOFT FEEL OF AN AIR-FILLED TIRE




DOCK FLOATS

Seamless, UV-resistant black polyethylene shell filled with EPS foam. The tough outer shell resists impacts and protects the foam core from saltwater, gasoline and most chemicals. Thick mounting flange can be drilled to accommodate attachment fasteners for easy mounting to any dock design. Constructed with ventilation holes that let air in and keep water out. 8-year flotation warranty.

NOTE: Not designed to attach to each other.

Stock #	Dimensions	Approximate Flotation	Pallet Quantity
46116	24" x 48" x 12" H	450 lbs.	14
46117	24" x 48" x 16" H	600 lbs.	12
46118	24" x 36" x 12" H	335 lbs.	14
46119	24" x 36" x 16" H	450 lbs.	14



Cross section shows EPS foam core, and 1/8" wall thickness

MINIMUM RECOMMENDED MOUNTING HARDWARE:	
• 3/8" x 3" large lag screw	• 3/8" washer & 5/8" washer American National Standard Type A plain washers (series W)

DOCK PRODUCTS

TAYLOR MADE OIL-FREE D-ICER™

The Taylor Made Oil-Free D-Icer™'s oil-free design is more environmentally friendly and energy-efficient than the competitor's oil-filled units. The high-efficiency, oilless motor runs at higher RPMs which moves more water faster. It also runs cooler and uses fewer watts. Avoid those unexpected and costly dock repairs by making the smart choice.



115V/60HZ D-ICER MODELS

Stock #	Description
6205D	1/2 HP w/50 ft. power cord*
6205D-100	1/2 HP w/100 ft. power cord*
6208D	3/4 HP w/50 ft. power cord*
6208D-100	3/4 HP w/100 ft. power cord*
6210D	1 HP w/50 ft. power cord*
6210D-100	1 HP w/100 ft. power cord*

*Oil resistant

230V/50HZ D-ICER EUROPEAN MODELS

Stock #	Description
6228D	1/2 HP, without plug
6228D-EU	1/2 HP, w/European plug
6228D-UK	1/2 HP, w/UK plug
6229D	3/4 HP, without plug
6229D-EU	3/4 HP, w/European plug
6229D-UK	3/4 HP, w/UK plug
62230D	1 HP, without plug
6230D-EU	1 HP, w/European plug
6230D-UK	1 HP, w/UK plug
6231D	2 HP, without plug
6231D-EU	2 HP, w/European plug
6231D-UK	2 HP, w/UK plug

- NEW oil-free design – no chance of oil leaks polluting our environment
- Vortex shroud design reduces damage from debris and directs flow for improved ice elimination
- One-piece plastic design for easy maintenance and corrosion protection
- D-Icer can be converted to an aerator or fountain
- Up to 50% more energy-efficient than oil filled brands – costs less to operate

- Molded glass-filled nylon shroud – guides water flow, protects fish
- Dual internal seals and double lip shaft seal – keep water and dirt out for long life
- Stainless steel motor shaft and motor housing – eliminates corrosion
- High efficiency motor and high performance propeller – give the most flow for your energy dollar
- Two-year limited warranty

- Continuous duty 115v or 230v single-phase motors – can run non-stop for years without maintenance and are rugged enough for fish farming
- Standard 50' or 100' field replaceable power cords – get you to the middle of the slip without modification
- Designed for harsh saltwater environment with renewable zinc anode for corrosion protection – thrives in salt or mineral filled water

D-ICER ACCESSORIES



THERMOSTAT CONTROL

#6215 25° on – 35° off
#6216 30° on – 40° off



REPLACEMENT ZINC ANODE

#41896P



REPLACEMENT PROPELLER

#A-24417P

TAYLORBRITE® LED LIGHTING



DOCK LIGHT

The ClearVue® Dock Light can be mounted to any flat surface, making it ideal for docks, decks or walkways. It features four ultra-bright warm white LEDs and a user replaceable AA NiMH battery. The clear plastic lens ensures durability while still allowing the solar panel to properly charge, allowing for 8 hour run times after a full charge.

#46303 1-5/8" T x 3-1/8" W x 4-5/8" L



SQUARE POST LIGHT

The ClearVue® Square Post Light is specifically designed to mount on the top of a 4" x 4" post. It features four ultra-bright warm white LEDs and a user replaceable AA NiMH battery. The clear plastic lens ensures durability while still allowing the solar panel to properly charge, allowing for 8 hour run times after a full charge.

#46304 3-5/8" T x 3-5/8" W x 3-5/8" L



SIDE POST LIGHT

The ClearVue® Post Light is a unique and elegant solution to down lighting. Simply mount the light to any post and the light will provide a pool of light at the base of the post, where you need it. It features three ultra-bright warm white LEDs and a user replaceable AA NiMH battery. The clear plastic lens ensures durability while still allowing the solar panel to properly charge, allowing for 8 hour run times after a full charge.

#46305 2" T x 3-1/2" W x 6-5/8" L



MOTION SENSOR POST LIGHT

Light turns on automatically at sunset. Light is constantly on at dim light (10LM) then brightens (100LM) when it senses motion.

- User replaceable lithium 18500 battery

#46301 5" T x 3-7/8" W x 2-1/2" D (at widest pt.)



MOTION SENSOR OVERHEAD LIGHT

Light turns on automatically at sunset. Light is constantly on at dim light (15LM) then brightens (135LM) when it senses motion.

- User replaceable lithium 18650 battery

#46300 6-5/8" L x 4-3/8" W x 2-1/8" T (at tallest pt.)




DOCK LIGHT

These surface-mount solar lights automatically provide 8 hours of bright light each night – even after a cloudy day. Their innovative lens design directs the light at the dock, piling or post where it is needed for safety and visibility. Includes a replaceable AAA size NiMH battery. Waterproof and shock resistant.

- Glows white, blue or green

#46203B



LED SPORT SPOT LIGHT

- Illuminates live wells, rod lockers, and under seat storage areas
- Accommodates square or round tube (3/4" up to 1-1/4")
- Multiple modes: fast flashing, slow flashing, on and off
- 50 hours of steady light/100 hours of flashing light
- Installs in seconds almost anywhere, no tools needed
- Water resistant
- Super-bright white LED light
- Front lid opens for battery replacement (batteries included)
- 2 pack light set

#2002



3 COLORS BUILT IN WITH THE PUSH OF A BUTTON

BRIGHT WHITE, BLUE & GREEN

LED SOLAR PILING LIGHT

- Ideal for docks, decks, walkways and more
- Automatically stays at the last color used
- 3 LEDs illuminated simultaneously
- Replaceable AAA NiMH rechargeable battery
- Auto on/off at dusk and dawn
- Waterproof for heavy rain, wind and snow

#46205B



ALUMINUM DOCK LIGHT

This industrial strength, solar powered dock light is made from anodized aluminum for superior weather resistance. Super bright LEDs, powerful solar panel and changeable AA NiMH batteries provide all night illumination. Low-profile design is perfect for docks and marina applications to provide ambient pathway and dock lighting. Added built in reflectors provide extra safety for passing boaters and make them ideal for marking swim rafts.

- Easy hassle-free mounting – no wires
- IP68 waterproof design

#46310 7/8" T x 4-1/8" W x 4-1/8" L



RECESSED WIRED LIGHT SET

Recessed lights drop down into a 1" diameter drilled hole to give a clean flush look. Each light is constructed from a stainless steel bezel and a plastic, fully-potted body. The solar panel can be positioned remotely, thanks to the 2 meter long lead. The lights are separated by quick disconnects, to make install easy, at a distance of 1.5 meters each.

- 3 AA NiMH user replaceable batteries
- Lights measure approximately 1-5/8" diameter
- Two extension packs can be added, running a total of nine lights off one solar panel

#46306 Wired light set

#46307 Recessed 3 pk. extension

Power cords measure approx. 32" long



SURFACE MOUNTED LED LIGHT SET

The same style and function of our recessed wired light set, but with no holes to drill. This surface mount light is only 1/2" tall and the side mounted wires allow for a clean appearance.

- 3 AA NiMH user replaceable batteries
- 3-light extension pack available
- Two extension packs can be added, running a total of nine lights off one solar panel

#46308 Light set

#46309 Surface mount 3 pack extension



SOLAR LED DOCK LIGHTS

Solar powered dock light can be easily attached to any flat surface with two 1/4" screws. The lights charges during the daytime and automatically turns on at dusk. Features four super-bright white LEDs, with a clear plastic housing that offers 360° illumination. Now includes four rubber feet for movable, non-permanent installations.

- Waterproof
- Shock resistant
- 1-1/2" H x 5" diameter

#46109



3 COLOR CHOICES

WHITE TO CANDLELIGHT TO BLUE

SOLAR LED DOCK & DECK LIGHTS

- 3 colors built in with a push of a button
- 3 LEDs illuminated simultaneously
- Auto on/off at dusk and dawn
- Waterproof for heavy rain, wind and snow
- Replaceable AAA NiMH rechargeable battery
- No wiring needed
- Installs in minutes

#46206



Photo Credit: Manitou® Pontoon Boats

04

MARINE FURNITURE

Platinum Series Replacement Pontoon Furniture 72 Black Label Series Seating 78



Platinum Series

REPLACEMENT PONTOON FURNITURE

Our well-versed engineering, R&D and testing labs consistently provide the highest quality products as we continually introduce new innovations to the market. Taylor Made is vertically integrated; our ability to fabricate, coat, roto-mold and upholster our various furniture lines has helped us build a world-class offering for today's boat builders. Whether you are looking for seats for a bass boat, pontoon, or yacht, Taylor Made offers ideal solutions to enhance your onboard experience.



VINYL & FOAM

Only mildew and UV resistant, polyurethane foam is used and everything is held together by bonded and color fast polyester UV resistant threading



E-COATED STEEL FRAME


Our corrosion resistant steel fabricated frames provide structure, comfort and longevity in the marine environment



CORROSION-RESISTANT FASTENERS

Easily attach to the marine hardware with universal bolt patterns

STANDARD PLATINUM SERIES COLORS



WHITE

BEIGE

CHAMPAGNE

CHARCOAL



BENCH SEATS

Relax and unwind on the bench seating that sets the industry standard. Our rotationally-molded bench seating frames and bases allow for the most seating support and storage capacity within the pontoon furniture industry. Multiple density foam packs for comfort, channels for drainage, and large dry storage compartments.

Size	Beige	Champagne	White	Charcoal	Dimensions
30"	433060	433100	674641	803552	30"L x 26"D x 30"H
36"	433061	433104	674642	803553	36"L x 26"D x 30"H
50"	433062	433105	674643	803554	50"L x 26"D x 30"H



17" CHAISE

Boasting a variety of uses from additional storage space to optional privacy areas for changing. Lounge in comfort with multiple density foam, cup holders for convenience and a dry storage compartment.

Size	Beige	Champagne	White	Charcoal	Dimensions
17" Left	433058	433098	674639	803550	17"L x 26"D x 32"H
17" Right	433059	433099	674640	803551	17"L x 26"D x 32"H



CORNERS

Designed to seamlessly integrate with all lines of pontoon seating available in the marine market, our corner seats offer a simple and effective replacement option.

Size	Beige	Champagne	White	Charcoal	Dimensions
Square Corner	433042	433066	674632	803563	32"L x 32"D x 30"H
Radius Corner	433064	433107	674645	803556	32"L x 28-1/2"D x 30"H



20" CHAISE WITH BUILT-IN PRIVACY STATION

Ideal for full days on the water, the 20" chaise features a privacy station that easily expands from a hatch at the back of the chaise. It is made with outdoor marine fabric and features a zipper for easy entry and exit. Use this space as a changing room, a bathroom or for extra shade, or simply for added shade for onboard items.

Size	Beige	Champagne	White	Charcoal	Dimensions
20" Left w/privacy station	6787302	6787301	6787303	803566	27"L x 20"D x 33"H
20" Right w/privacy station	6787872	6787871	6787873	803567	27"L x 20"D x 33"H



BUCKET SEAT

Touting a sporty appearance, our bucket seating offers the driver flexibility and comfort.

- 24"L x 28"D x 20-1/2"H

#433050 Beige #433094 Champagne

#674635 White #803546 Charcoal



LOW BACK SEAT

Featuring a stylish and modern appearance, our low back helm seating is constructed to withstand extreme marine climate conditions and resist wear from long-term and frequent use.

- Non reclining, with arms

- 26"L x 26-1/2"D x 28-1/2"H

#433051 Beige #433095 Champagne

#674636 White #803547 Charcoal



31" depth curved arms



25" depth arms

ARMS

Lounge onboard in comfort. All armrests are fully upholstered and include built in cup holders for convenience.

Size	Beige	Champagne	White	Charcoal	Dimensions
31" depth curved arm left	433043	433067	674630	803541	8-1/2"L x 31"W x 28"H
31" depth curved arm right	433044	433068	674631	803542	8-1/2"L x 31"W x 28"H
25" depth arm left	6787202	6787201	6787203	803564	8-1/2"L x 25"W x 25"H
25" depth arm right	6787252	6787251	6787253	803565	8-1/2"L x 25"W x 25"H



HIGH BACK SEAT

Our high back helm seating features stainless steel hardware, multiple density foam packs, head rests, self-leveling arms and the ability to recline for additional comfort.

WITH RECLINE & ARMS – 26"L X 23"D X 35-1/2"H:

#433053 Beige #433096 Champagne #674637 White #803548 Charcoal

WITH RECLINE, ARMS & BOLSTER – 26"L X 23"D X 35-1/2"H:

#433054 Beige #433097 Champagne #674638 White #803549 Charcoal



75 qt. storage

FLIP FLOP SEAT

The flip flop seat allows for seating in any desired direction, and its interior compartment provides additional dry storage onboard or may be used as a cooler.

- 34-1/2"L x 25-1/2"D x 31"H

#433063 Beige #433106 Champagne

#674644 White #803555 Charcoal



41" helm station



34" helm station

HELM STATIONS

Featuring rotationally-molded polyethylene, durable construction and designed to resist warping with strong wall thicknesses, our helm stations are not only contemporary and attractive, but functional and easy to install.

Size	Beige	Champagne	White	Charcoal	Dimensions
34" Wide	433065	433108	674646	803557	34-1/2"L x 25"D x 34"H
41" Wide	433049	433070	674634	803544	42-1/2"L x 36"D x 41"H

FOLD DOWN PONTOON SEAT

Ideal for fishing on your pontoon. Constructed with heavy-duty, corrosion resistant hinges and multiple density foam packs for added comfort. The upholstery matches all Platinum Series seating and furniture.

- 17-1/2"L x 18"D x 23"H

- #650176 Beige #650175 Champagne
- #698559 White #803545 Charcoal



FOLD DOWN FISHING SEATS

Whether you're fishing on an inland lake or the ocean, on your pontoon boat or your bass boat, the fold down fishing seats offer anglers the comfort and durability they desire. High back and low back with built-in cup holder models available.

- Two-tone grey or tan, racing styling
- Multiple density foam packs
- Heavy-duty hinges, mold and UV resistant, soft touch vinyl
- Corrosion resistant fasteners
- High back dimensions 14-1/2"L x 17-1/2"D x 23"
- Low back dimensions 14-1/2"L x 18"D x 18"H

- #702521 High Back, Beige #702520 High Back, Black/Dark Grey
- #702523 Low Back, Beige #702522 Low Back, Black/Dark Grey



SUNDECK KIT

The Sundeck kit includes 5 yards of vinyl that matches our Platinum Series furniture. Ideal for recovering onboard sundecks or other items to match your Platinum Series products.

- 180"L x 54"W

- #672840 Beige #672841 Champagne
- #675253 White #804518 Charcoal



MOBILE CUP HOLDERS

Our customizable cup holders are designed for functionality while minimizing onboard space usage and providing configuration versatility. Cooling options available.

- 6-1/2"L x 13-1/2"D x 5-1/2"H

- #433047 Beige #433069 Champagne
- #674633 White #803543 Charcoal

BLACK LABEL



When you desire the ultimate luxury on board, our Black Label Seating Series delivers opulence, style and comfort like never before. The Black Label Seating Series offers soft touch marine grade Ultraleather®, pillow-like multiple density foam packs, and reclining ability with self-leveling arms and a back pocket to store your valuables. Constructed for indoor/outdoor use in the marine environment, the Black Label Seating Series provides the durability and resistance to the elements that boaters desire.



MESH STORAGE POCKET

Convenient and secure storage



FLIP UP BOLSTER

Acts as a leaning surface



ULTRALEATHER®

Premium indoor/outdoor soft-touch feel



HIGH BACK SEAT*

- Available with or without flip up bolster
- Thoroughly e-coated, steel frame
- Corrosion resistant fasteners
- 26"L x 23"D x 35-1/2"H

WITH RECLINE:

- #434124 Bone
- #434125 Cognac
- #434126 Onyx

WITH RECLINE & FLIP:

- #434127 Bone
- #434128 Cognac
- #434129 Onyx



MID BACK SEAT*

- Available with or without flip up bolster
- Thoroughly e-coated, steel frame
- Corrosion resistant fasteners
- 26"L x 24-1/2"D x 32-1/2"H

WITH RECLINE:

- #434116 Bone
- #434117 Cognac
- #434119 Onyx

WITH RECLINE & FLIP:

- #434121 Bone
- #434122 Cognac
- #434123 Onyx



LOW BACK SEAT*

- Thoroughly e-coated, steel frame
- Corrosion resistant fasteners
- 26"L x 26-1/2"D x 28-1/2"H

WITH RECLINE:

- #434110 Bone
- #434114 Cognac
- #434115 Onyx


STANDARD BLACK LABEL SERIES COLORS



BONE - WHITE



COGNAC



ONYX - BLACK

*Pedestals and associated hardware not included. Seats only.



BOAT COVERS

BoatGuard® Covers **84** Trailerite® Semi-Custom Covers **86** Support Poles **95** Boat Vent **96** Tie-Down Kits **96** Snap Fasteners **96**
T-Top Shade Kit **103** T-Top Bow Shade **103** Electronic Box **103** Fishing Boat Covers **104** Custom Inflatable Boat Covers **107**

Accessories **97** Outboard Motor Covers **97** Trolling Motor Prop Covers **97** T-Top Custom & Semi-Custom Boat Covers **98**
Boat Seats & Console Covers **109** Deck Chair Covers **109** Rubber Chair Tips **109**

CHOOSE YOUR BOAT COVER

Taylor Made produces a variety of different ways to protect your boat from the elements. Our complete line of boat covers offer customizable features and a variety of color and fabric choices.

GOOD

BoatGuard®

UNIVERSAL FIT

Fits 11 styles

HEM Shock Cord

—

SEWN IN TIE-DOWN LOOPS

4-PLY SEAMS

DOUBLE FOLDED HEMS

—

ONE COLOR

TRAILERABLE

STRAP KIT



DOUBLE STITCHING

BETTER

Trailerite®
Semi-Custom

SEMI-CUSTOM

Fits over 35 hull styles

HEM Shock Cord

—

SEWN IN TIE-DOWN LOOPS

4-PLY SEAMS

DOUBLE FOLDED HEMS

REINFORCEMENTS

SEVEN COLORS

TRAILERABLE

STRAP KIT



SEWN IN TIE-DOWN LOOPS

BEST

Trailerite®
Custom

CUSTOM

Fits specifically for the make, model and year – 2 fabric choices

HEM Nylon Rope

PATENTED ROPE LOCK

SEWN IN TIE-DOWN LOOPS

4-PLY SEAMS

DOUBLE FOLDED HEMS

REINFORCEMENTS

FOURTEEN COLORS

TRAILERABLE

STRAP KIT




PATENTED ROPE LOCK

CHOOSE YOUR FABRIC

Taylor Made marine grade fabrics offer premium durability to withstand harsh environments with ease.

HOT SHOT™ FABRIC
ORIGINAL BOATGUARD®
ECLIPSE TRAILERITE® CUSTOM
& SEMI-CUSTOM COVERS
6.25 oz.
ACRYLIC-COATED
POLYESTER

ULTIMA™ FABRIC
TRAILERITE® CUSTOM
COVERS ONLY
7 oz.
URETHANE-COATED
POLYESTER



BOATGUARD®


BOAT COVERS

BOAT GUARD® BOAT COVERS

BoatGuard® boat covers are America's best selling universal-fit trailerable boat covers. Strong enough to be trailered and fully capable of surviving the rigors of the road. Storage bag and tie-downs included.



- Four-ply folded seams and double-folded hems
- Shock cord in the hem for a close fit
- Sizes to fit most models
- 2-year limited warranty



HOTSHOT FABRIC

Acrylic polyester grey fabric is lightweight and water repellent



STRONG 1" TIE-DOWN LOOPS

Secure the cover without scratching the boat

Maximum Beam Width	Description	Length	BoatGuard Pattern #
to 75'	Aluminum Fishing	12' to 14'	70201
to 75'	Aluminum Fishing	14' to 16'	70202
to 84'	Drift Boat	16' to 17'	70000
to 90'	V-Hull Runabout Bow Rider	14' to 16'	70203
to 96'	Fish 'n Ski	16' to 19'	70204
to 96'	Tournament Style Bass	17' to 19'	70190
to 96'	Center Console	17' to 19'	70211

Maximum Beam Width	Description	Length	BoatGuard Pattern #
to 102'	V-Hull Runabout Bow Rider	17' to 19'	70205
to 102'	V-Hull Runabout Bow Rider	19' to 21'	70206
to 102'	Center Console	19' to 21'	70191
to 102'	V-Hull Runabout Bow Rider	21' to 23'	70192
to 102'	Cuddy Cabin	21' to 23'	70207
to 102'	Pontoon (Playpen)	18' to 20'	70210
to 102'	Pontoon (Playpen)	22' to 24'	70193

BOAT GUARD® ECLIPSE BOAT COVERS

This cover is designed to be eye catching and fully trailerable. BoatGuard Eclipse offers excellent mildew and water resistance and can withstand harsh environments with ease. Unique design spreads strap tension evenly across cover surface.



- 300 denier heavy-duty 6.25 oz. polyester fabric in two-tone colors

- Fully trailerable
- 5-year warranty
- New improved fabric keeps boat interior temperature up to 20° cooler



TIE-DOWNS

Included along with storage bag and support pole



SEWN IN AIR VENT

Provides proper air circulation under the cover

Maximum Beam Width	Description	Length	BoatGuard Pattern #
to 75'	Aluminum Fishing	12' to 14'	70901
to 75'	Aluminum Fishing	14' to 16'	70902
to 90'	V-Hull Runabout Bow Rider	14' to 16'	70903
to 96'	Fish 'n Ski	16' to 19'	70904
to 96'	Tournament Style Bass	17' to 19'	70908
to 96'	Center Console	17' to 19'	70911
to 102'	V-Hull Runabout Bow Rider	17' to 19'	70905
to 102'	V-Hull Runabout Bow Rider	19' to 21'	70906
to 102'	Center Console	19' to 21'	70909

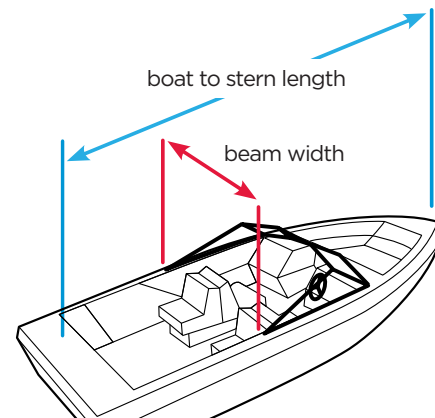
Maximum Beam Width	Description	Length	BoatGuard Pattern #
to 102'	V-Hull Runabout Bow Rider	21' to 23'	70910
to 102'	Cuddy Cabin	21' to 23'	70907
to 102'	Pontoon	22' to 24'	70912
to 102'	Pontoon	18' to 20'	70913
to 102'	V-Hull Bay Boat	20' to 22'	70914
to 90'	Inshore Fishing	17' to 19'	70915
to 102'	V-Hull Cuddy Cabin	23' to 25'	70916
to 96'	Competition Ski	19' to 21'	70917

TRAILERITE®

SEMI-CUSTOM BOAT COVERS

ALL SEMI-CUSTOM COVERS INCLUDE TIE-DOWNS AND SHOCK CORD IN HEM FOR A CUSTOM FIT AGAINST YOUR HULL

IMPORTANT: To choose the correct semi-custom fit cover for your boat, you must know the beam width and center line length of your boat. Taylor Made semi-custom boat covers are designed to fit several makes and models of boats with same hull styles. This means that the windshield pocket is in the average position for this range of boats. Your boat may differ.



ALWAYS MEASURE YOUR BOAT TO BE ABSOLUTELY SURE THAT YOU ARE GETTING THE CORRECT COVER FOR YOUR BOAT

Over the years, some boat manufacturers occasionally reuse boat model numbers or names. Boats with the same name or model number can actually vary in style or size.

To order your Trailerite® boat cover in Hot Shot™, use the Taylor pattern # with the letter O as a suffix, then the proper color code after the O

For example: 70215OT = Hot Shot™ in Teal.

The different color codes are as follows: Cranberry = Y, Hunter Green = F, Grey = G, Navy = N, Pacific Blue = B, Teal = T and Black = R

Extra care should be taken to protect your cover from coming into contact with sharp edges such as windshields, accessory brackets, or bow mounted electric trolling motors. Please pad these areas before installing your cover.



EURO V-HULL RUNABOUTS

- Fits open or closed bow style runabouts and low profile cuddy cabins
- Curved glass windshields
- Inboard or outboards
- Includes extended/aftermarket swim platforms in overall length
- Motor hoods sold separately

Center-Line Length	Max. Beam Width	Outboard Pattern #	I/O Pattern #
17'-5" - 18'-4"	102"	70252	70241
18'-5" - 19'-4"	102"	70253	70242
19'-5" - 20'-4"	102"	70254	70243
20'-5" - 21'-4"	102"	70255	70244
21'-5" - 22'-4"	102"	70256	70245
22'-5" - 23'-4"	102"	70257	70246
23'-5" - 24'-4"	102"	70258	70247
24'-5" - 25'-4"	102"	70259	70248
25'-5" - 26'-4"	102"	70260	70249
26'-5" - 27'-4"	102"	70261	70250
27'-5" - 28'-4"	102"	70262	70251



EURO V-HULL RUNABOUTS WITH WAKEBOARD TOWER

- Fits open or closed bow style runabouts
- Curved glass windshields
- Does not accommodate tower feet mounted to top of boat's gunnel
- Designed for inboard or outboards
- Includes extended/aftermarket swim platforms in overall length
- Motor hoods sold separately

Center-Line Length	Max. Beam Width	Outboard Pattern #	I/O Pattern #
17'-5" - 18'-4"	102"	76700	76704
18'-5" - 19'-4"	102"	76701	76705
19'-5" - 20'-4"	102"	76702	76706
20'-5" - 21'-4"	102"	76703	76707
21'-5" - 22'-4"	102"	77960	76708
22'-5" - 23'-4"	102"	77961	76709
23'-5" - 24'-4"	102"	77962	76710



EURO TOURNAMENT SKI BOATS WITH WAKEBOARD TOWER

- Same as conventional ski boats but with side mounted wakeboard tower
- Standard windshields and seating
- Designed for inboards
- Mastercrafts and Correct Crafts/Nautiques
- Includes extended/aftermarket swim platforms in overall length
- Accommodates most tower mounting configurations
- Hook and loop closure secures cover around tower frames

Center-Line Length	Max. Beam Width	Inboard Pattern #
17'-5" - 18'-4"	96"	76737
18'-5" - 19'-4"	96"	76738
19'-5" - 20'-4"	96"	76739
20'-5" - 21'-4"	96"	76740
21'-5" - 22'-4"	96"	76741
22'-5" - 23'-4"	102"	76742
23'-5" - 24'-4"	102"	76743



CONVENTIONAL STYLE WALK-AROUND CUDDY CABIN BOATS

- Wide V-hulls
- Large cockpit
- Walk-around windshield
- 6-18" bow rails
- Motor hoods sold separately

Center-Line Length	Max. Beam Width	Outboard Pattern #	I/O Pattern #
19'-5" - 20'-4"	102"	88061	88071
20'-5" - 21'-4"	102"	88062	88072
21'-5" - 22'-4"	102"	88063	88073
22'-5" - 23'-4"	102"	88064	88074
23'-5" - 24'-4"	102"	88065	88075
24'-5" - 25'-4"	102"	88066	88076
25'-5" - 26'-4"	102"	77944	77937
26'-5" - 27'-4"	102"	77945	77938
27'-5" - 28'-4"	102"	77946	77939
28'-5" - 29'-4"	102"	77947	77940
29'-5" - 30'-4"	102"	77948	77941
30'-5" - 31'-4"	102"	77949	77942
31'-5" - 32'-4"	102"	77950	77943



EURO STYLE WALK-AROUND CUDDY CABIN BOATS

- Wide V-hulls
- Large cockpit
- Walk-around windshield
- 6-18" bow rails
- Motor hoods sold separately

Center-Line Length	Max. Beam Width	Outboard Pattern #	I/O Pattern #
19'-5" - 20'-4"	102"	78008	77995
20'-5" - 21'-4"	102"	78009	77996
21'-5" - 22'-4"	102"	78010	77997
22'-5" - 23'-4"	102"	78011	77998
23'-5" - 24'-4"	102"	78012	77999
24'-5" - 25'-4"	102"	78013	77800
25'-5" - 26'-4"	102"	78014	77801
26'-5" - 27'-4"	102"	78015	78002
27'-5" - 28'-4"	102"	78016	78003
28'-5" - 29'-4"	102"	78017	78004
29'-5" - 30'-4"	102"	78018	78005
30'-5" - 31'-4"	102"	78019	78006
31'-5" - 32'-4"	102"	78020	78007



V-HULL CUDDY CABIN BOATS

- 6-18" bow rails
- Forward decks
- Reduced cockpit
- High windshields
- Fits single outboards
- Does not accommodate extended/aftermarket swim platforms
- Motor hoods sold separately

Center-Line Length	Maximum Beam Width	Outboard Pattern #	I/O Pattern #
17'-5" - 18'-4"	93"	72918	72718
18'-5" - 19'-4"	93"	72919	72719
19'-5" - 20'-4"	102"	72920	72720
20'-5" - 21'-4"	102"	72921	72721
21'-5" - 22'-4"	102"	72922	72722
22'-5" - 23'-4"	102"	72923	72723
23'-5" - 24'-4"	102"	72924	72724
24'-5" - 25'-4"	102"	72925	72725

PONTOON BOATS

- Patterned for pontoons with rails approximately 30" high
- Motor hoods sold separately
- 2 styles available, full cover and playpen cover



FULL COVER

Full deck covers fit over entire deck area with top down (includes deck area in front of gate)

Center-Line Length	Maximum Beam Width	Full Cover Pattern #	Center-Line Length	Maximum Beam Width	Full Cover Pattern #	Center-Line Length	Maximum Beam Width	Full Cover Pattern #
15'-1" - 16'-0"	96"	88051	19'-1" - 20'-0"	96"	88052	23'-1" - 24'-0"	102"	26009
15'-1" - 16'-0"	102"	26001	19'-1" - 20'-0"	102"	26005	24'-1" - 26'-0"	96"	88059
16'-1" - 17'-0"	96"	88054	20'-1" - 21'-0"	96"	88057	24'-1" - 25'-0"	102"	26010
16'-1" - 17'-0"	102"	26002	20'-1" - 21'-0"	102"	26006	25'-1" - 26'-0"	102"	26011
16'-1" - 17'-0"	96"	88055	21'-1" - 22'-0"	96"	88058	26'-1" - 28'-0"	102"	88090
17'-1" - 18'-0"	96"	88055	21'-1" - 22'-0"	102"	26007	26'-1" - 27'-0"	102"	26012
17'-1" - 18'-0"	102"	26003	22'-1" - 24'-0"	96"	88053	27'-1" - 28'-0"	102"	26013
18'-1" - 19'-0"	96"	88056	22'-1" - 23'-0"	102"	26008			
18'-1" - 19'-0"	102"	26004						



PLAYPEN COVER

Playpen covers fit over fenced area only

Center-Line Length	Maximum Beam Width	Full Cover Pattern #	Center-Line Length	Maximum Beam Width	Full Cover Pattern #	Center-Line Length	Maximum Beam Width	Full Cover Pattern #
15'-1" - 16'-0"	96"	88060	19'-1" - 20'-0"	96"	88078	23'-1" - 24'-0"	102"	26022
15'-1" - 16'-0"	102"	26014	19'-1" - 20'-0"	102"	26018	24'-1" - 26'-0"	96"	88068
16'-1" - 17'-0"	96"	88069	20'-1" - 21'-0"	96"	88079	24'-1" - 25'-0"	102"	26023
16'-1" - 17'-0"	102"	26015	20'-1" - 21'-0"	102"	26019	25'-1" - 26'-0"	102"	26024
16'-1" - 17'-0"	96"	88070	21'-1" - 22'-0"	96"	88080	26'-1" - 28'-0"	102"	n/a
17'-1" - 18'-0"	96"	88070	21'-1" - 22'-0"	102"	26020	26'-1" - 27'-0"	102"	26025
17'-1" - 18'-0"	102"	26016	22'-1" - 24'-0"	96"	88067	27'-1" - 28'-0"	102"	26026
18'-1" - 19'-0"	96"	88077	22'-1" - 23'-0"	102"	26021			
18'-1" - 19'-0"	102"	26017						



DECK BOATS

- Steering consoles with low or no wind-screens, and low profile full windshields
- Standard seating
- Fits both inboards & outboards
- Motor hoods sold separately

Center-Line Length	Maximum Beam Width	Full Cover Pattern #
16'-5" - 17'-4"	90"	77916
17'-5" - 18'-4"	102"	77917
18'-5" - 19'-4"	102"	77919
19'-5" - 20'-4"	102"	77920
20'-5" - 21'-4"	102"	77921
21'-5" - 22'-4"	102"	77922
22'-5" - 23'-4"	102"	77923
23'-5" - 24'-4"	102"	77924
24'-5" - 25'-4"	102"	77925
25'-5" - 26'-4"	102"	77926
26'-5" - 27'-4"	102"	77927
27'-5" - 28'-4"	102"	77928



MODIFIED TRI-HULL BOATS

- Tri-Hulls with one-piece windshields
- Accommodates bow rails
- Sewn in motor hood on outboard models

Center-Line Length	Maximum Beam Width	Outboard Pattern #	I/O Pattern #
14'-5" - 15'-4"	72"	75201	n/a
15'-5" - 16'-4"	82"	75202	75702
16'-5" - 17'-4"	84"	n/a	75703
16'-5" - 17'-4"	86"	75204	75704
17'-5" - 18'-4"	88"	75205	75705
17'-0"	82"	75206	75706



TRI-HULL BOATS

- Fits most big "V" wide bow Tri-Hulls
- Walk-thru windshields
- Bow rails under 6"
- Sewn in motor hoods on outboard models

Center-Line Length	Maximum Beam Width	Outboard Pattern #	I/O Pattern #
13'-5" - 14'-4"	68"	73214	n/a
14'-5" - 15'-4"	75"	73215	73715
14'-5" - 15'-4"	84"	74215	n/a
15'-5" - 16'-4"	80"	73216	73716
15'-5" - 16'-4"	90"	74216	74716
16'-5" - 17'-4"	82"	73217	73717
16'-5" - 17'-4"	92"	74217	74717
17'-5" - 18'-4"	86"	73218	73718
17'-5" - 18'-4"	96"	74218	74718
18'-5" - 19'-4"	90"	73219	73719
18'-5" - 19'-4"	102"	74219	74719
19'-5" - 20'-4"	96"	73220	73720
19'-5" - 20'-4"	102"	74220	74720



DRIFT BOATS

- Will accommodate a stern mounted anchor system
- Reinforced bow and stern corners

Center-Line Length	Maximum Beam Width	Pattern #
14'-5" - 15'-4"	84"	88112
15'-5" - 16'-4"	84"	88113
16'-5" - 17'-4"	84"	88114



JON BOATS

- Bench seats
- Sewn in motor hoods
- Square or tapered bow

Center-Line Length	Maximum Beam Width	Outboard Pattern #
11' - 12'	48"	88006
11' - 12'	56"	88007
13' - 14'	61"	88008
13' - 14'	71"	88009
14' - 15'	60"	88005
14' - 15'	75"	88013
15' - 16'	67"	88010
15' - 16'	75"	88014
16' - 17'	82"	88011
17' - 18'	82"	88012
18' - 19'	84"	77966
19' - 20'	86"	77967



PADDLE BOATS

- For basic molded paddle boats without windshields, canopies or hard tops

Center-Line Length	Maximum Beam Width	Pattern #
up to 7'-2"	61" (3 seater)	78214
up to 7'-8"	65" (3 seater)	78215



INFLATABLE SPORT BOATS

- Designed for blunt bow, tapered or blunt pontoon inflatable sport boats
- Covers fit from end of pontoons to bow
- Accommodates low consoles without windscreens
- Does not fit over outboard motor

Center-Line Length	Maximum Beam Width	Pattern #
7'-5" - 8'-4"	55"	70125
8'-5" - 9'-4"	55"	70126
9'-5" - 10'-4"	60"	70127
10'-5" - 11'-4"	66"	70128
11'-5" - 12'-4"	66"	70129
12'-5" - 13'-4"	70"	70130
13'-5" - 14'-4"	72"	70131
14'-5" - 15'-4"	76"	70132

ACCOMMODATES OUTBOARDS

- Covers fit from bow to end of pontoons up and over tilted outboard motor
- Designed for blunt bow, tapered pontoon inflatable sport boat
- Accommodates low consoles without windscreens

Center-Line Length	Maximum Beam Width	Pattern #
7'-5" - 8'-4"	60"	73000
8'-5" - 9'-4"	60"	73001
9'-5" - 10'-4"	66"	73002
10'-5" - 11'-4"	68"	73003
11'-5" - 12'-4"	70"	73004
12'-5" - 13'-4"	74"	73005
13'-5" - 14'-4"	74"	73006
14'-5" - 15'-4"	76"	73007
15'-5" - 16'-4"	76"	73008
16'-5" - 17'-4"	80"	73009
17'-5" - 18'-4"	80"	73010



INFLATABLE DINGHIES

- Designed for pointed-bow, rounded-stern inflatable dinghies
- Covers fit from bow to end of stern
- Accommodates low consoles without windscreens
- Does not fit over outboard motors

Center-Line Length	Maximum Beam Width	Pattern #
7'-5" - 8'-4"	55"	70133
8'-5" - 9'-4"	55"	70134
9'-5" - 10'-4"	60"	70135
10'-5" - 11'-4"	66"	70136
11'-5" - 12'-4"	66"	70137



JET SKI/PWC

- Designed to fit most make and model PWCs
- Covers offer a more liberal fit, yet still trailerable
- Includes adjustable webbing strap to secure under hull

UP TO YEAR 2000

Description	Pattern #
2 Seater	70078
3 Seater	70079
4 Seater	70080

2000 TO 2010

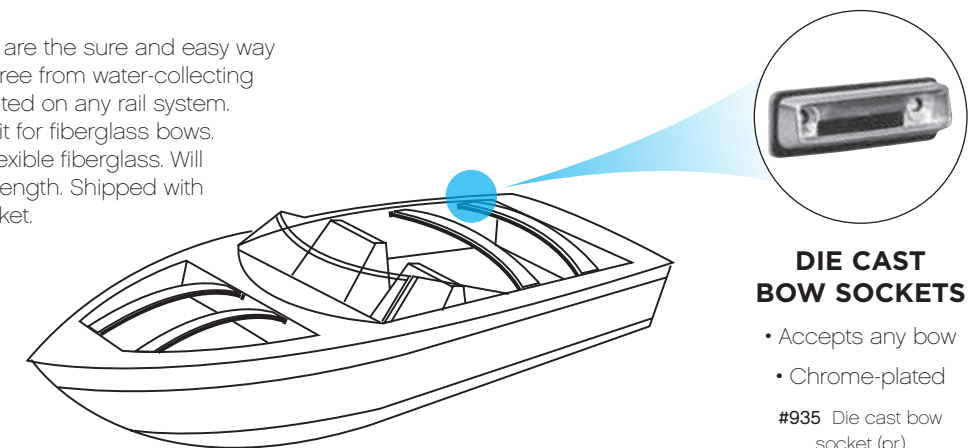
Description	Pattern #
2 Seater	77963
3 Seater	77964
4 Seater	77965

BOAT COVER ACCESSORIES

BOWS

Bows mounted in bow sockets are the sure and easy way to keep a boat cover taut and free from water-collecting pockets. Sockets can be mounted on any rail system. Rubber gasket provides snug fit for fiberglass bows. Made from super-strong and flexible fiberglass. Will not take a "set." Cut to desired length. Shipped with rubber end covers to grab socket. Orange color.

- #924 72" x 1-1/4" x 3/16"
- #925 84" x 1-1/4" x 3/16"
- #926 96" x 1-1/4" x 3/16"



DIE CAST BOW SOCKETS

- Accepts any bow
 - Chrome-plated
- #935 Die cast bow socket (pr.)



- #11981
- #11992
- #11991

BOAT COVER SUPPORT POLE

This fully adjustable support pole is three support poles in one. We supply a male canvas snap, a grommet tip, and a plain end cap with these Super Support Poles. So, if you have a female canvas snap or a grommet on your boat cover, you can get a support that will work with your cover. The pole is aluminum, with a durable plastic adjuster to set the correct height for your cover. Also comes in a 3-piece pole that collapses down to 22" for easier storage.

- #11992 Super support pole, 36" to 64"
- #11981 3-piece support pole, 22" to 51-1/2" - snap & crutch tip only
- #11991 Adjustable support pole, 36" to 64" - snap & crutch tip only



BOAT COVER SUPPORT POLE BASE PAD

Base is designed for use with all 7/8" diameter (bottom pole) support poles*. The bottom pad is made for EPDM to provide additional friction to hold pole in place against the deck versus the traditional crutch tip design. In addition, the base pad has a swivel capability that allows the pole to be positioned at just the right angle for your application. Simply remove the bottom tip from your existing support pole and insert over adapter to secure. Sold individually.

- #11976 Support pole NOT included. *Fits TMP items 11991 & 11992



BOAT COVER SUPPORT SYSTEM

Extend the life of your boat cover by preventing water from pocketing. The system includes 50 feet of webbing, quick release buckles, a boat cover support pole that snaps to the webbing, and two hooks to attach to the transom.

#55741



BOAT VENT II

- Installs quickly and easily, with no screws or fasteners
- Venting area provides for greater volume of exhaust air while closing the top to bottom gap – keeping water out
- Manufactured from a superior grade polycarbonate blend material for strength and UV resistance
- Accommodates either 3/4" or 7/8" support poles

#11982




QUICK-ON TIE-DOWN KIT

Boat Cover Tie-Down Strap "QuickClip"

Holds even pressure on tie-down loops – makes for a simple and secure way to attach tie-down straps to boat cover. Works on all 1" webbing loops and buckles. Attaches to almost any boat cover.

- Durable quick-release buckle
- Sun resistant polypropylene webbing
- Includes locking quick clip

#55748 8 pack - 8' L



CLINCHING RING PLIERS

Specially made to grip clinching rings for 3/16" to 1/2" diameter. Spring-loaded handles to hold ring until clamped on. Overall length 6-7/8".

- #1046 Clinching ring pliers
- #1044 50 stainless steel rings fit 3/16"- 5/16" cord
- #1045 50 stainless steel rings fit 3/8"- 1/2" cord



"ONE-WAY" SNAPS

Push down on the spot to lock. Lift up on the spot to release. Specially designed for extra holding power. Releases only in the direction of the spot.

- #16401 Female fastener. Attaches to cloth (4 sets)
- #116401 Bulk pack (100 sets)
- #16402 Male fastener on wood screw (4 sets)
- #116402 Bulk pack (100 sets)



SNAP FASTENERS

Standard snap-on and snap-off design. Snaps on and off in any direction.

- #401 Female fastener. Attaches to cloth (6 sets)
- #100401 Bulk pack (100 sets)
- #402 Male fastener on wood screw (6 sets)
- #100402 Bulk pack (100 sets)
- #403 Male fastener. Attaches to cloth (10 sets)
- #100403 Bulk pack (100 sets)
- #404 Male fastener on machine screw with nut (4 sets)



SNAP FASTENER INSTALLATION TOOL

- Complete instructions included
 - Die and setting tool, packaged as a set
- #1360



E-Z™ GROMMET SET

Installs #2 size grommets with 3/8" hole. Set contains hole punch, setting tool, and 18 #2 brass grommets and washers.

- #1365 E-Z grommet set
- #1231 Extra #2 brass grommets and washers – 12 sets



OUTBOARD MOTOR COVERS

Keep your new outboard motor looking good and protect it against harmful environmental conditions. Our outboard motor covers have been redesigned to better fit the newer cowl sizes and later model engines. Simply measure your outboard and determine those dimensions that most closely match your particular model.

- Cut to fit close for trailering
- Draw rope in the hem
- Available in grey Hot Shot™ fabric. Other colors available for special orders.

Pattern #	Dimensions (L x W x H)
926112OG	16" x 11" x 11"
926113OG	15" x 12" x 24"
926111OG	19" x 9" x 12"
926114OG	19" x 14" x 27"
926222OG	20" x 10" x 14"
926333OG	22" x 10" x 17"
926115OG	25" x 17" x 25"
926444OG	27" x 14" x 23"
926116OG	30" x 18" x 25"
926555OG	31" x 23" x 24"
926666OG	33" x 25" x 28"
926117OG	35" x 17" x 28"

TROLLING MOTOR PROP COVERS

- Extend the life of your boat cover by protecting it from wear and tear caused by sharp edges on your trolling motor prop
- Made from heavy-duty marine grade vinyl
- One-year warranty

FITS THESE PROPELLERS AND MORE:	
Motor Guide	Minn Kota
Safari (2 Prop)	MKP-6 (2 Prop)
Machete III (3 Prop)	MKP-7 (2 Prop)
Power Prop (2 Prop)	MKP-8 (2 Prop)
	MKP-24 (2 Prop)

Stock #	Color	Description
255	Red	2 Blade cover - 12"
257	Black	2 Blade cover - 12"
355	Red	3 Blade cover - 10" diameter
357	Black	3 Blade cover - 10" diameter



CUSTOM

T-TOP BOAT COVERS

A DURABLE COVER BUILT TO LAST WITH EASY INSTALLATION AND MINIMAL MAINTENANCE

Let's face it, cleaning your center console boat after a trip is hard enough without having to clean it again before going out. Not only does your custom T-top cover allow you to spend more time on the water, your investment is protected by a durable cover — custom fit to your specific boat model. Whether in the sunny south or the snowy north, Taylor Made's customized covers protect your boat from harsh elements.

- Covering your T-top center console boat couldn't be any easier. It is an easy, one-person job, so no help is needed.
- Our lightweight center console covers are uniquely designed with webbing straps and adjustable clips that allow for easy positioning and a secure fit on a wide range of T-top frames
- Custom Covers attach under your T-top to keep moisture from forming in your boat
- You can install or remove your cover in as little as five minutes
- T-top cover sandbags are recommended for boats on lifts or in dry rack storage situations



FOR STORAGE USE ONLY



BOAT LIFTS



DRY STACKS



JET DOCKS

We currently have thousands of boat covers for center consoles with T-tops on file. Our list of custom patterns is updated often and regularly. If you do not see your make/model be sure to contact us as there is always a possibility that we actually do have it or can get it easily.

T-TOP BOAT COVER ACCESSORIES



SANDBAGS

Each sandbag weighs 7-8 lbs. and has a life jacket buckle connector strap for an easy connection to the cover, if you're on a lift or in a dry stack. They come complete with sand and in matching colors.

#219UN Navy #219UK Black



TIE-DOWN STRAPS

Our 10' long, 1" wide webbing straps are sold in a set of 9. Each tie-down strap comes with a plastic life jacket buckle for easy installation from the cover to the trailer.

#519



STORAGE BAGS

We offer two sizes, large and extra large.

#719UN Large/Navy (for covers up to 28')

#719UK Large/Black (for covers up to 28')

#819UN Extra Large/Navy (for covers over 29')

#819UK Extra Large/Black (for covers over 29')


CUSTOM

T-TOP BOAT COVER FABRIC OPTIONS

To order a custom T-top boat cover, use the Taylor pattern # that fits your make and model, with the proper color letter code below as the suffix.

For example: **660639EN** = a Boston Whaler (230 Dauntless) 9 oz. Elite fabric T-top cover in Navy






ELITE FABRIC

9 OZ. PER LINEAR YARD
100% POLYESTER
5-YR. WARRANTY

↓

COLOR CODES

EG GREY	ET TAN	EN NAVY	EK BLACK
-------------------	------------------	-------------------	--------------------




WEATHERMAX FABRIC

8 OZ. PER LINEAR YARD
100% POLYESTER
5-YR. WARRANTY

↓

COLOR CODES

WN NAVY	WK BLACK
-------------------	--------------------



ULTIMA™ FABRIC

7 OZ. PER LINEAR YARD
100% POLYESTER
3-YR. WARRANTY

↓

COLOR CODES

UN NAVY	UK BLACK
-------------------	--------------------

CHART LEGEND

BOAT STYLE / TYPE	MOTOR# / SIZE	BOW RAILS	BOW OPTIONS	AFT OPTIONS	TOP STYLE
SC = Side Console	S = Single	L = Low	BR = Bow Roller	N = No Options	H = Hard Top
CC = Center Console	T = Twins	H = High	P = Pulpit	SP = Swim Platform	S = Soft Top
DC = Dual Console	3 = Triple	WT = Walk Thru	AP = Anchor Pulpit	JP# = Jack Plate # = Size in Inches	KW = Key West Style Top
WA = Walk Around	4 = Quad		TH = Thru-Hull	TB = Ski-Tow Bar	AS = Aft Support Top
CA = Catamaran			TM = Trolling Motor	N = No Options	NA = Not Applicable
			N = No Options	PO# = Poling Platform # = Size in Inches	
			B = Bracket		
			PP = Power Pole		
			OTA = Arch		

Stock # Description

60650	Bstn Whalr 25(Outrge)CC T L BR N NA00-15
60639	Bstn Whlr 230(Dntls)CC S WT N NNA 00-15
60653	Bstn Whlr 270(Outrge)CC T L BR N NA 00-15
60655	Bstn Whlr 320(Outrge)CC T L TH N NA 00-15
61785	Carolina Skiff 198 CC SLN N NA
61786	Carolina Skiff 218 CC S L N N NA 00-15
60670	Century 2200 CC S L AP N NA 90-15
60671	Century 2300 CC S H AP N NA 90-15
60672	Century 2301 CC S L BR N NA 90-15
60673	Century 2400 CC T L AP N NA 90-15
60684	Cobia 201 CC S L N N NA 00-15
63777	Cobia 217 CC S L N N NA 00-15
60690	Cobia 237 CC S L BR N NA 00-15
61788	Contender 23(Open) CC S L N B NA 90-15
61789	Contender 23(Tourn) CC T L N B NA 00-15
61791	Edgewater 205 CC S L N N NA
63861	Edgewater 208 CC S(Y200) L BR N NA 00-15
61792	Edgewater 228 CC S L N N NA 00-15
61884	Edgewater 245 CC T L BR N NA 00-15
61887	Edgewater 265 CC T L BR N NA 00-15
61889	Edgewater 318 CC T L BR N NA 00-15
61793	Everglades 210 CC S L BR N NA 00-15
61894	Everglades 223 CC S L N N NA 00-15
61795	Everglades 243 CC SLN N NA 09-14
63679	Everglades 243 CC S L N N NA 06-08
61897	Everglades 260 CC T L BR N NA 00-15
61900	Everglades 290 CC T L BR N NA 00-15
61903	Everglades 355 CC 3 L TH N NA 00-15
61913	Glacier Bay 2260 CA T L BR N NA 00-15
61914	Glacier Bay 2665 CA T L BR N NA 00-15
61796	Grady White 180 CC S L N N NA 90-15
61797	Grady White 209 CC S(y150) L N N NA 90-1
61917	Grady White 222 CC S L N N NA 90-15
61927	Grady White 257 CC T H AP N NA 00-04
61928	Grady White 257 CC T L BR N NA 05-15
61929	Grady White 257 CC T L N N NA 05-15
61931	Grady White 263 CC T H AP N NA 90-15
61935	Grady White 275 CC T L BR N NA 90-15
61940	Grady White 306 CC T L TH N NA 90-15
63903	Grady White 307 DC T(Y300) L TH N H
61942	Grady White 376 CC 3 L TH N NA 00-15
61949	Hydrasport 2500 CC T L N N NA 00-15
61952	Hydrasport 3000 CC T L BR N NA 00-15
61955	Hydrasport 3300 CC 3 L BR N NA 00-15
61959	Hydrasport 3400 CC 3 L BR N NA 00-15
63787	Hydrasport2800 CC T(Y250) L N N NA 00-15
61979	Key West 2020 CC S H AP N NA 00-15
61800	Key West 203 CC S L N N NA 00-15

Stock # Description

61801	Key West 210 (BR) CC S L N N NA 00-15
61982	Key West 216 CC S L TM N NA 00-15
61803	Key West 219 (FS) CC SLN N NA
61983	Key West 2220 CC S H AP N NA 00-15
61804	Key West 239 (FS) CC S SLN N NA
61849	Key West 239 (FS) CC S L BR N NA
63934	Key West 239 (FS) CC S L N StarPP NA
64155	Key West 239 (FS)CCS(V350) L BR TB NA
63900	Key West 216 CC SLN STARPP NA
62618	Mako 212 CC S H N N NA 00-15
62619	Mako 212 CC S L N N NA 00-15
61843	Mako 234 CC T L BR N NA 00-15
64156	Mako 264 CC T L BR N NA 00-15
62624	Nautic Star 2000 CC S L N N NA 00-15
61805	Nautic Star 2200(XS) CC S L N N NA 00-15
62626	Nautic Star 2500 CC T L N N NA 00-15
62625	NauticStar 2102(lgcy)CC S L N N NA 00-15
62638	Parker CC 2300(SE) S L N N NA 00-15
62639	Parker CC 2501 T L N N NA 00-15
63728	Pathfinder 2200 CC S L N N NA 00-15
62645	Pathfinder 2400(TRS) CC S L N JP6 NA
63821	Pathfinder2400(TRS)CCSLN(JP6-StarPP)NA
61809	Pioneer 197 CC S L N N NA 00-15
61810	Pioneer 222 CC S L N N NA 00-15
62659	Proline 23(Sport) CC S L BR N NA 00-15
62661	Proline 23(Sport) CC S L N N NA 00-15
62681	Robalo 200(R) CC S L N N NA 00-15
62682	Robalo 220(R) CC S L N N NA 00-15
64205	Robalo222CCS(Y200)LNNA(outriggersupp)
62683	Robalo 222(R) CC S L N N NA 00-15
62685	Robalo 242(R) CC T L BR N NA 00-15
62688	Robalo 246(Cayman) CC S L N N NA 00-15
62689	Sailfish 206 CC S L N N NA 00-15
62689	Sailfish 218 CC S L N N NA 00-15
62692	Sailfish 2360 CC S L N N NA 00-15
62693	Sailfish 2360 CC T L N N NA 00-15
62695	Sailfish 2380 CC S L N N NA 00-15
62699	Sailfish 2660 CC T L BR N NA 00-15
62709	Sailfish 29 CC T L N N NA 00-15
61813	Scout 210(XSF) CC S L N N NA 00-15
61814	Scout 225(XSF) CC S L N N NA 00-15
62723	Scout 235 CC S L N N NA 00-15
62734	Scout 262 CC T L N N NA 00-15
62736	Scout 275(LXF) CC T L AP N NA 00-15
62738	Scout 345 CC T L BR N NA 00-15
62830	Sea Craft 23 CC S L N N NA 90-15
62832	Sea Craft 25 CC T L N N NA 90-15
61850	Sea Fox 216 CC S L N N NA 00-15

Stock # Description

61817	Sea Fox 220(XT) CC S L N N NA 00-15
62846	Sea Fox 226 CC S L N N H 00-15
62847	Sea Fox 230 CC S H AP N NA 00-15
63865	Sea Fox 246 CC S L BR N NA 00-15
62860	Sea Fox 249 CC S L N N NA 00-15
62863	Sea Fox 256 CC S L BR N H 09-15
62875	Sea Fox 266 CC T L TH N NA 00-15
62879	Sea Hunt 186 CC S L N N NA 00-15
63771	Sea Hunt 207 CC S L N N NA 00-16
62893	Sea Hunt 210 CC S L N N NA 00-15
61818	Sea Hunt 210(Ultra) CC S L N N NA 00-15
62894	Sea Hunt 212 CC S L N N NA 00-15
63813	Sea Hunt 22(BXBR) CC S L N StarPP H15-15
63741	Sea Hunt 22(BXBR) CC S L TM N H 00-15
63747	Sea Hunt 22(BXBR) CC S L TM N S 00-15
62898	Sea Hunt 225 CC S L N N NA 00-15
63614	Sea Hunt 232 CC S L N N NA 00-15
63967	Sea Hunt 234(Ultra) CC S L BR N NA
63772	Sea Hunt 234(Ultra) CC S L N N NA 00-15
63776	Sea Hunt 235 CC S L N N NA 00-15
63620	Sea Hunt 25 CC T L N N NA 00-15
63623	Sea Hunt 27 CC T L BR N NA 00-15
63755	Sea Hunt 27 CC T(Y150) L TH N NA 00-15
63625	Sea Hunt 30 CC T L TH N NA 00-15
63632	Sea Pro 190 CC S H N N NA 90-15
63631	Sea Pro 1900(SV) CC S L N N NA 00-15
63633	Sea Pro 206 CC S L N N NA 00-15
63645	Sea Pro 238 CC S L N N NA 00-15
61820	Sportsman 211 CC S L N N NA 00-15
63662	Sportsman 212 CC S L N N NA 00-15
61822	Sportsman 229 CC SLN N NA 00-15
63670	Sportsman 232 CC S L N N NA 00-15
63676	Sportsman 251 CC T L TH N NA 00-15
61824	Tidewater 210(LXF) CC S L BR N NA 00-15
63751	Tidewater 210(LXF) CC S L N N NA 00-15
63680	Tidewater 216 CC S L N N NA 00-15
61852	Tidewater 220 CC S L N N NA 00-15
61825	Tidewater 230 CC S L BR N NA 00-15
61848	Tidewater 230 CC SLN N NA
63685	Tidewater 250 CC T L N N NA 00-15
63890	Tidewater 252 CC T(Y150) L TH N NA 00-16
63702	Triumph 210 CC S H BR N NA 00-15
61828	Trophy 2103 CC S L BR N NA 00-15
61826	Trophy 1903 CC S H N N NA 90-15
61827	Trophy 1903 CC S L N N NA 90-15
63952	Yellowfin 32 CC T(v350) L N N AS
63718	Yellowfin 36 CC 3 L N N NA 90-15

IF YOUR MAKE/MODEL DOES NOT APPEAR IN THE CHARTS

SEMI-CUSTOM T-TOP BOAT COVERS

T-TOP BOAT COVERS FOR BOATS WITH FIXED T-TOPS

- Bow and stern sections zip together; for single person installation
- "Console tube" secures up underneath the T-top, protects the center console and will accommodate most sizes and locations of tops and consoles on boats up to 25'-4"
- Tie-down system included, this system relieves stress on the zippered ends during over the road trailering

High Rails Pattern#	No Cut Out Pattern#	Dual Cut Out Pattern#	Center-line Length (from - to)	Maximum Beam Width
74200	74337	74338	17'-5" to 18'-4"	102"
74201	74339	74340	18'-5" to 19'-4"	102"
74202	74341	74342	19'-5" to 20'-4"	102"
74203	74343	74344	20'-5" to 21'-4"	102"
74204	74345	74346	21'-5" to 22'-4"	102"
74205	74347	74348	22'-5" to 23'-4"	102"
74206	74349	74350	23'-5" to 24'-4"	102"
74207	74351	74352	24'-5" to 25'-4"	102"
74208	74353	74354	25'-5" to 26'-4"	102"
For boats with no rails:				
74300	74319	74338	17'-5" to 18'-4"	102"
74301	74321	74320	18'-5" to 19'-4"	102"
74302	74323	74322	19'-5" to 20'-4"	102"
74303	74325	74324	20'-5" to 21'-4"	102"
74304	74327	74326	21'-5" to 22'-4"	102"
74305	74329	74328	22'-5" to 23'-4"	102"
74306	74331	74330	23'-5" to 24'-4"	102"
74307	74333	74334	24'-5" to 25'-4"	102"
74318	74335	74336	25'-5" to 26'-4"	102"



WITHOUT RAILS
Available for boats without rails

To order your T-top boat cover in Hot Shot™ colors use the Taylor pattern # with the letter O as a suffix, then the proper color code after the O.

For example: **74200O** = Hot Shot™ in Teal. The different color codes are as follows: Cranberry = Y, Hunter Green = F, Grey = G, Navy = N, Pacific Blue = B, Teal = T and Black = R



NO CUT OUT PATTERNS
For boats with sea mount style engine bracket - no cut out in stern section



DUAL CUT OUT PATTERNS
For boats with side by side mount dual outboards - cut out opening in stern section is 50"

UNIVERSAL T-TOP CENTER CONSOLE COVERS

This T-top Console Cover is secured to the underside of the fixed T-top structure and will enclose any size console, helm seat and T-top support combination with a maximum base perimeter (at the deck) of 18' or less. All console covers measure 48"W x 60"L x 66"H.

- Adjustable straps allow the cover to conform to most console configurations
- Boats with smaller consoles and T-tops can also cover and protect the helm seats
- Heavy-duty marine grade zipper allows easy installation

#67852OB Hot Shot™ - Blue #67852OG Hot Shot™ - Grey



T-TOP ACCESSORIES



T-TOP BOAT SHADE KIT

An economical and versatile way to add shade to the rear of your center console or walkaround boat. Our lightweight material, "Resilience" has exceptional elasticity and protects against harmful UV rays while reflecting up to 75% of UV heat. Installs within minutes. Kit includes necessary poles and stores easily in its own bag. Available in 3 sizes and one color: Black.

- **RESILIENCE** is bonded with an outer UV reflective coating. At 20% stretch, it offers an effective UV block of 98%
- **RESILIENCE** elasticity allows it to fit many size boats, which gives it a custom fit appearance
- **RESILIENCE** is extremely breathable and whisper quiet while underway so it can handle speeds up to 30 knots. Because of dark pigments, it withstands to UV rays the longest and provides the most UV protection.
- **RESILIENCE** has a one-year warranty
- **RESILIENCE** shade kit's qualities and features make this the best product available for sun protection anywhere



T-TOP BOW SHADE

A quick and easy way to gain additional shaded area on your center console boat with a T-top installed. Shade is available in sizes to accommodate boats up to 102" width and extends out to 7' of coverage. Constructed from Hot Shot™ marine grade polyester fabric, the top is strong yet lightweight. It is secured to the T-top and bow rails with adjustable straps and quick release buckles for simple and fast installation. Shade folds down to compact size for ease of storage and is available in 9 colors to best match your boat.



ELECTRONICS BOX

The fiberglass Electronics Box by Taylor Made sports an RTM molded design with a large interior for a variety of storage options. The 27" x 26" box allows for plenty of room for all your electronics and many other items that need to be stored away from the elements. 27"W x 26"D x 10"H.

- RTM molded fiberglass design
- Uniform wall and smooth interior gives a cleaner finish
- Large interior space for multiple electronic devices
- Easy open front latch with weather protecting seals
- Lockable door for added security while under way

#83558



QUICK RELEASE BUCKLE

6' LONG X 90" WIDE Recommended for boats 17'-21'	7' LONG X 102" WIDE Recommended for boats 23'-26'	Color
Stock #	Stock #	
12004OB	12005OB	Pacific Blue
12004OF	12005OF	Hunter Green
12004OG	12005OG	Grey
12004ON	12005ON	Navy
12004OR	12005OR	Black
12004OT	12005OT	Teal
12004OY	12005OY	Cranberry
12004OS	12005OS	Sand
12004OW	12005OW	White



HELM CUSHION

Made of a closed cell foam and a vinyl coated skin with an organic textured pattern. The Helm Cushion is weather resistant in both freshwater and saltwater. The cushion reduces the amount of impact on your joints as you crash into waves and gives support while standing on your hard deck for hours on end. The Helm Cushion was designed to reduce the amount of vibration transferred from your deck to your legs. 38"W x 14"W x 2"H.

- Snaps in each corner can be used to secure the cushion to the deck
- Reduces stress on the back, legs and feet

#47400



Stock #	Width x Length	To Approximately
12015	5W x 4L	7W x 6L
12016	5W x 5L	7W x 7L
12017	5W x 6L	7W x 8L


For boats with a beam width of less than 10'-6".

NOTE: If you want to use the shade on the bow, you need to order the next size up.

SPECIALTY COVERS



PROTECTIVE POCKETS
KEEP COVER SAFE WHILE NOT IN USE



TRAILERITE® PRO SERIES COVERS

- Keeps boat interior temperatures up to 20° cooler
- Reflective strips (sewn to sides of stern)
- Sewn into hem is 1" webbing with two stern ratchets in protective pockets to prevent gelcoat damage
- Includes quick-release 2" wide belly straps to eliminate stress and prevent abrasion
- Reinforcements over single or dual consoles and over port mounted trolling motors

FABRIC FEATURES:

- Silver reflective, heavy-duty 600 denier marine grade 100% polyester fabric
- Superior tensile and tear strength
- Extreme water repellency
- Stain, UV and mildew resistant

REFLECTIVE STRIP



REINFORCEMENTS



STRAP

Max. Beam Width	Length	Pro Series Pattern #
75"	13'-5" - 14'-4"	88200HL
80"	14'-5" - 15'-4"	88201HL
70"	15'-5" - 16'-4"	88202HL
84"	15'-5" - 16'-4"	88203HL
88"	16'-5" - 17'-4"	88204HL

Max. Beam Width	Length	Pro Series Pattern #
96"	17'-5" - 18'-4"	88205HL
96"	18'-5" - 19'-4"	88206HL
96"	19'-5" - 20'-4"	88207HL
96"	20'-5" - 21'-4"	88208HL
96"	21'-5" - 22'-4"	88209HL


LASER BOAT COVERS

- OEM custom fit deck and hull covers engineered with features designed for the avid sailor
- Durable Ultima™ fabric - 74 oz. solution-dyed polyester with clear acrylic under coating
- Two-toned color design with color-matched binding
- All seams are sewn and top stitched for added strength and durability
- Padded corners and reinforcements at critical wear points
- All straps and tie-down points are "X" box stitched
- Pre-tensioned heavy-duty shock cord with adjustable hooks in the hem for a precise fit
- All models with zippers use locking pulls and color-matched backing
- Laser performance custom thermo-transfer graphic on all covers



FIVE-YEAR LIMITED WARRANTY

Stock #	Description
61428	Optimist Deck Cover
61429	Optimist Hull Cover
61426	Laser Deck Cover
61427	Laser Hull Cover
61431	Club 420 Deck Cover
61432A	Club 420 Deck Cover/ Mast Up Institutional/Tented
61432	Club 420 Deck Cover/ Mast Up Low Profile
61430	Club 420 Hull Cover
61434	Sunfish Deck Cover
61436	Sunfish Deck Cover/ Mast Up w/Boom Pocket
61433	Sunfish Hull Cover
61416	V-15 Deck Cover
61417	V-15 Hull Cover
61423	Pico Deck Cover
61435	Pico Hull Cover
61425	Bug Deck Cover
61424	Bug Hull Cover
61419	Vago Deck Cover/Mast Up/Tented
61439	Bahia Deck Cover/Mast Up
61420	Club FJ Deck Cover/Mast Up



Some models are not pictured

SPECIALTY COVERS

PERSONAL WATERCRAFT CUSTOM COVERS

Made from our Hot Shot™ marine polyester fabric, these form-fitting covers offer year-round protection for your jet ski. The fit is custom to your make, model, and year, so they will not wind-whip while trailering. Durable Hot Shot™ fabric is acrylic coated, 100% polyester and is treated for mold and mildew resistance.

- Available for most makes and models (Kawasaki, Yamaha, SeaDoo, Polaris and Tigershark)
- All model colors are grey and white
- 6.25 oz./sq. yd. material is strong yet lightweight, so it's easy to handle and stow
- Shock cord in hem for a close fit
- Heavy-duty sewing construction

FIVE-YEAR LIMITED WARRANTY



Stock #	Year	Manufacturer	Model	Stock #	Year	Manufacturer	Model
70420	1998	Kawasaki	750 STX/900 STX	70463	2004-2006	SeaDoo	RXP
70421	1997-1999	Kawasaki	1100 STX	70464	2005-2006	SeaDoo	RXT GTX LTD
70421	1999-2000	Kawasaki	900 STX	70432	2000-2001	Yamaha	XL 700
70422	1995-1997	Kawasaki	ST/STS	70432	1998-1999	Yamaha	XL 760
70423	1996-1999	Kawasaki	SPORT	70432	1998	Yamaha	XL 1200
70423	1992-1995	Kawasaki	SS/SXi	70433	2000-2001	Yamaha	XL 800
70424	1995-1998	Kawasaki	750 ZXI	70433	1999-2001	Yamaha	XL 1200
70424	1996-2003	Kawasaki	900 ZXI/1100 ZXI	70434	1997-1999	Yamaha	GP 1200/GP 700
70443	1994-1996	Kawasaki	650 SX	70434	1998-2000	Yamaha	GP 800R/GP 760
70444	1994-1996	Kawasaki	650 TS	70435	2001-2003	Yamaha	GP 800R
70445	1996	Kawasaki	750 SX/SXi	70435	2000-2002	Yamaha	GP 1200 R
70445	1998-2002	Kawasaki	750/SXi Pro	70436	THRU 1997	Yamaha	Venture 1100/760
70446	1999-2001	Kawasaki	Ultra 130	70437	THRU 1997	Yamaha	Raider 700/760/1100
70446	1999-2003	Kawasaki	Ultra 150	70438	THRU 1996	Yamaha	Runner LX/VXR/Pro VXR
70459	2000-2003	Kawasaki	1100 STX DI	70455	THRU 2004	Yamaha	Super Jet
70461	1994-1996	Kawasaki	440/550/3308	70456	THRU 1997	Yamaha	WavRunner III/III GP
70425	2000-2003	SeaDoo	RX	70457	THRU 1997	Yamaha	Wave Blaster II
70426	1991	SeaDoo	GT	70458	1999-2004	Yamaha	SUV 1200
70426	1993-2000	SeaDoo	GTS	70466	2004-2006	Yamaha	GP 1300
70426	1993-1995	SeaDoo	GTX	70467	2006	Yamaha	FX Cruiser
70426	1996	SeaDoo	GTI	70468	2004-2006	Yamaha	FX HO
70427	1997-2000	SeaDoo	GTI	70469	2004-2006	Yamaha	VX/VX 110 Sport/DLX
70427	1997-2002	SeaDoo	GTX	70439	1995-1998	Polaris	SLT
70428	1997-2003	SeaDoo	XP/XP LTD	70440	2000-2001	Polaris	Virage
70429	1993-1996	SeaDoo	XP/XP 800	70441	THRU 1997	Polaris	SL
70429	1997-1999	SeaDoo	SPX	70447	1999-2004	Polaris	Genesis
70430	THRU 1996	SeaDoo	SPX	70448	1998-2002	Polaris	SL
70430	1993-1999	SeaDoo	SP/SPI	70442	THRU 1995	Tiger Shark	900
70431	1996-2001	SeaDoo	GS/GSI/GSX	70442	THRU 1997	Tiger Shark	Monte Carlo 900
70449	2001-2004	SeaDoo	GTI/GTS	70451	1996-1997	Tiger Shark	Montego Deluxe
70450	2002-2006	SeaDoo	GTX 4-Tec/GTX Di	70451	THRU 1996	Tiger Shark	Montego/Daytona
70460	2003-2005	SeaDoo	GTI LE RFI	70452	1998-1999	Tiger Shark	TS
70462	2006	SeaDoo	GTX	70453	1998-1999	Tiger Shark	TSL
				70454	1999	Tiger Shark	TSR

SPECIALTY COVERS

CUSTOM INFLATABLE BOAT COVERS

Made from our Hot Shot™ marine polyester fabric, these form-fitting covers offer year-round protection for your inflatable boat. The fit is custom to your make, model, and year, so they will not wind-whip while trailering. Durable Hot Shot™ fabric is acrylic coated, 100% polyester and is treated for mold and mildew resistance. Available for most makes and models - fits over small consoles and attached outboard motor.

- 6.25 oz./sq. yd. material is strong yet lightweight, so it's easy to handle and stow
- Rope with patented rope lock sewn in hem to ensure a snug fit
- Heavy-duty construction, with reinforcement patches sewn into the cover where needed for extra protection
- Available for most makes and models - fits over small consoles and attached outboard motor
- 5-year limited warranty



AB NAUTILUS	Stock #	Year	Model	Options
	61740	2013-2014	14 DLX INF	SC Over Out Board Motor
	61741	2013	Oceanus 13 VST Sport	SC Over OB
	61745	2013	10 VST (4 Person)	SC Over OB
	61739	2013	12 DLX Sport INF	SC Over OB
	61774	2013-2014	13 VST Sport	SC Over OB
	61775	2013-2014	12 DLX	SC Over OB
	61776	2013-2014	Navigo 10 VSX	SC Over OB

ACHILLES	Stock #	Year	Model	Options
	61400	2008-2013	315 DX	RSC Over OB
	61409	2008-2013	315 LX/DX	Does Not Cover OB
	61411	2008-2010	315 LX/DX O/B	Over OB
	61375	2009	315	RSC Over OB
	61401	2010	350 DX	SC Over OB
	68094	2006	315 DX	RSC Over OB

AVON	Stock #	Year	Model	Options
	61408	2009-2010	215 RIB	No Options
	63508	2008	450 Adventurer	Center Console O/B
	63351	2005	320 Sea Sport DL	Side Console Jet
	68097	2006	280 Rover	RSC Over OB
	68098	2006	310 Rover	RSC Over OB

MERCURY	Stock #	Year	Model	Options
	68079	2004	4300 ZM	RSC Over OB
	61742	2013	430 Ocean Runner	Over OB
	61746	2013	330 Ocean Runner	Over OB
	61747	2013	350 Ocean Runner	No Options

NOVURANIA	Stock #	Year	Model	Options
	63509	2008-2012	460 DL	RSC Over OB Bow Rails
	68076	2005-2012	430 DL	RSC Over OB
	68080	2005-2013	400 DL	RSC Over OB
	68091	2006	335 DL	RSC Over OB
	68092	2006-2013	360 DL	RSC Over OB

ZODIAC	Stock#	Year	Model	Options
	63300	1998-2002	340 DL O/B	No Option
	68086	2003-2006	340 DL RSC	Over OB
	68087	2004-2006	380 DL	RSC
	61403	2008-2010	MK2C HD Futura	No Motor
	61405	2008-2010	MK2C FR Futura	No Motor
	61396	2009-2013	Pro 12/Pro 550	Center Console O/B
	61398	2009-2013	Pro 9 Man/500	Center Console O/B
	61399	2009-2013	Pro 7/Pro 420	Center Console O/B
	61402	2009-2013	YL 340	RSC Over OB
	61406	2009-2013	YL 380 DL	RSC Over OB
	63505	2008	YL 310 R	No Motor
	63506	2008	YL 310 R	Over OB
	63514	2008	Pro 600 RSC	Over OB
	63523	2008	650 Pro-Open	Over Fixed T-top BR OB
	61412	2009	C 285 FR ACTI-V	No Motor
	61397	2010-2013	650 15/Man	Center Console O/B
	61407	2010	Coach Pro	Center Console O/B
	61413	2010	Bay Runner	RSC Over OB
	62412	2002	HP 310/Rib 310	None
	62413	2002	HP 340	None
	62416	2002	RU 200	None
	62417	2002	260	None
	63302	2003	380 DI Yachtline	Over OB
	63303	2003	340 Rover	Over OB
	68088	2003	7-Man	RSC Over OB
	68081	2004	310 R Right Cnl O/B	RSC Over OB
	68075	2006	650 Pro Open	RSC BR OB
	68082	2006-2013	420 DL Yacht Line	RSC Over OB
	68083	2006	480 DL Yacht Line	RSC Over OB
	68084	2006	260 LR/FR/S Cadet	RSC Over OB
	68085	2006	260 LR/FR/S Cadet	RSC Over OB
	68089	2006	9-Man	RSC Over OB
	68090	2006	12-Man	RSC Over OB
	61492	2010	530 DL Yacht Line	RSC Over OB
	61743	2013	Bay Runner 500	RSC Over OB
	61760	2013	Bay Runner 310	RSC Over OB
	61750	2013-2014	Pro Touring 550	No Option
	61744	2013-2014	Pro 500 Touring	No Option
	61758	2003-2014	Bay Runner 340	RSC Over OB
	61759	2013-2014	Medline 540	RSC Over OB
	61757	2013	Pro Chase 550	w/Jockey Seat
	61748	2013	Sea Rider RIB w/Water Blast	No Option
	61761	2013-2014	YL 470 DL	Over OB
	61763	2012-2014	Medline 500	RSC Over OB
	61764	2012-2014	Rec Pro 550	RSC Over OB
	61765	2012-2014	Medline 580	RSC Over OB
	61766	2013-2014	550 Pro Open	RSC Over OB
	61770	2013-2014	Bay Runner 400	No Option
	61778	2010-2014	YL 470 DL	No Option

BOAT SEATS & CONSOLE COVERS

Keep your seats and consoles from cracking and fading! Our boat seat and console covers are designed to protect your seats and electronics from damaging UV rays, wind, mildew and water. Our covers are available in heavy-duty, white vinyl or 600 denier Ripstop polyester with a polyurethane coating. All our covers fold easily for storage and keep your seats cool and clean.



WHITE VINYL

- Mildew and water resistant
- UV protection
- Waterproof
- Air vents
- Heavy-duty
- Drawstring hem

NAVY RIPSTOP POLYESTER

- Breathable
- Mildew and water resistant
- UV protection
- Heavy-duty
- Polyurethane coating
- Air vents

Description	Dimensions	White Vinyl #	Navy Ripstop Polyester #
Back to back lounge seat	22"H x 50"W x 22" D	40210	80210
Folding pedestal	14"H x 18"W x 20" D	40220	80220
Helm/bucket/fixd back	24"H x 24"W x 22" D	40230	80230
Small swingback seats	36"H x 36"W x 20" D	40240	80240
Large swingback seats	36"H x 40"W x 20" D	40245	80245
Small center console	42"H x 36"W x 24" D	40400	80400
Medium center console	44"H x 40"W x 30" D	40410	80410
Large center console	45"H x 46"W x 40" D	40420	80420
Back to Back Lounge Seat, also available in breathable Terry Cloth fabric (below)			
Back to back lounge seat	18"H x 20"W x 40" D	11994	11997



RUBBER CHAIR TIPS

Non-marking rubber tips are great for use on deck chairs, boarding ladders, boat hooks, etc.

- Sold in packages of 4 tips

#96024 Fits 7/8" tubing

#96025 Fits 1" tubing

#96026 Fits 1-1/8" tubing



White Vinyl



Ripstop Polyester

DECK CHAIR COVERS

Help protect your deck chairs from sun and wind damage. Our Vinyl and Ripstop deck chair covers with elastic fitted bottoms and reinforced air vents allow moisture to escape.

#40235 Heavy-duty white vinyl (29' x 26' x 29-1/2")

#80235 Blue Ripstop polyester (29' x 26' x 29-1/2")

AVAILABLE IN ALL TAYLOR MADE HOT SHOT™ COLORS:





BIMINIS

Bimini Tops **112** Storage Boots **113** Convertible Bimini Tops **118** Support Poles **118** Hardware **119**
Enclosures & Privacy Partitions **127** Cover Support System **127** AnchorShade **128** Sail Shades **129**

Square Tube Bimini Tops & Hardware **124** Pontoon Bimini with Light Cutout **125** Playpen Shade **125** Gazebos **126**

BIMINI BOATOPS®



Manufactured with superior features, these units are sold with the frame, fabric tops and storage boots packaged separately. Frames are available in bright dip anodized aluminum or stainless steel. Stainless steel frames come with stainless steel fittings, bright dip anodized aluminum frames come with marine grade nylon hardware. Fabric tops are available in Hot Shot™, Ultima™, or Sunbrella® brand fabrics.

SELECTING THE RIGHT BIMINI TOP & FRAME

The combination of height and length determine how much shade your Bimini BoaTop® will provide. Think about how you use your boat and what you want to shade: For example, if you want to shade yourself and your children in the back, you probably want the longest bimini available in a medium height. If you are out fishing by yourself most of the time, you probably want the higher, shorter Bimini BoaTop®.

STEP 1 SELECT THE FRAME

1. Determine the length: 4', 6', or 8'.

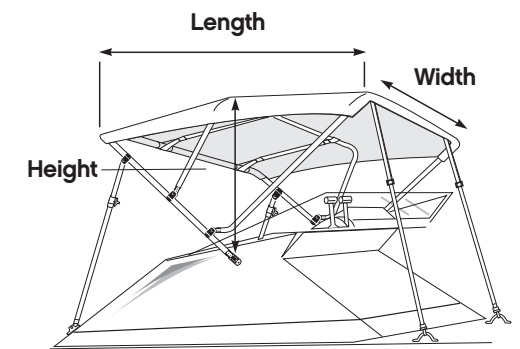
2. Determine the height: 36" 42", or 54".
This is the maximum standing height under the frame; measured from the mounting location points.

3. Determine the width: 60" to 103".

- a. Measure from the mounting point on one side of the boat, to the same location on the opposite side of the boat (this is not the same as "beam width" or boat width).
- b. Widths of the Bimini BoaTops are specified in increments of 6" (choose


the width that best matches your mounting point measurement).

- c. Frames are designed as "knock-down" frames, meaning they snap together via double-sided snap buttons.
- d. 3-Bow or 4-Bow: This refers to the number of bows that make up the frame. 3-bow for the 4 ft. and 6 ft. length tops, and 4-bow for 8 ft. long tops.
- e. All sizes ship unassembled, via UPS or FedEx.



STEP 2 SELECT THE FABRIC

From the economical Hot Shot™ pigment-dyed fabric to the premier durability and style of Sunbrella®, the choice is yours when it comes to your bimini. All of our fabric choices are treated for water repellency and mildew resistance to withstand the harsh marine environment.

HOT SHOT™	ULTIMA™	 sunbrella®
6.25 OZ./SQ. YARD	ACRYLIC COATED POLYESTER FABRIC	9 COLORS
7.0 OZ./SQ. YARD	URETHANE COATED POLYESTER FABRIC	8 COLORS
9.0 OZ./SQ. YARD	SOLUTION DYED ACRYLIC PERFORMANCE FABRIC	10 COLORS
AVAILABLE COLORS	AVAILABLE COLORS	AVAILABLE COLORS
<div style="background-color: #0070C0; color: white; padding: 5px; text-align: center;">PACIFIC BLUE</div> <div style="background-color: #008000; color: white; padding: 5px; text-align: center;">HUNTER GREEN</div> <div style="background-color: #444; color: white; padding: 5px; text-align: center;">CHARCOAL GREY</div>	<div style="background-color: #0070C0; color: white; padding: 5px; text-align: center;">PACIFIC BLUE</div> <div style="background-color: #008000; color: white; padding: 5px; text-align: center;">HUNTER GREEN</div> <div style="background-color: #A9A9A9; color: white; padding: 5px; text-align: center;">SILVER GREY</div>	<div style="background-color: #0070C0; color: white; padding: 5px; text-align: center;">PACIFIC BLUE</div> <div style="background-color: #FF0000; color: white; padding: 5px; text-align: center;">ROCKET RED</div> <div style="background-color: #008000; color: white; padding: 5px; text-align: center;">FOREST GREEN</div>
<div style="background-color: #000; color: white; padding: 5px; text-align: center;">BLACK</div> <div style="background-color: #D2B48C; color: white; padding: 5px; text-align: center;">SAND</div> <div style="background-color: #008080; color: white; padding: 5px; text-align: center;">TEAL</div>	<div style="background-color: #000080; color: white; padding: 5px; text-align: center;">NAVY</div> <div style="background-color: #000; color: white; padding: 5px; text-align: center;">BLACK</div> <div style="background-color: #D2B48C; color: white; padding: 5px; text-align: center;">SAND</div>	<div style="background-color: #A9A9A9; color: white; padding: 5px; text-align: center;">CADET GREY</div> <div style="background-color: #000080; color: white; padding: 5px; text-align: center;">CAPTAIN NAVY</div> <div style="background-color: #000; color: white; padding: 5px; text-align: center;">JET BLACK</div>
<div style="background-color: #008080; color: white; padding: 5px; text-align: center;">TEAL</div> <div style="background-color: #DC143C; color: white; padding: 5px; text-align: center;">CRANBERRY</div> <div style="background-color: #FFF; color: black; padding: 5px; text-align: center;">WHITE</div>	<div style="background-color: #008080; color: white; padding: 5px; text-align: center;">TEAL</div> <div style="background-color: #DC143C; color: white; padding: 5px; text-align: center;">CRANBERRY</div>	<div style="background-color: #D2B48C; color: white; padding: 5px; text-align: center;">LINEN</div> <div style="background-color: #00B0F0; color: white; padding: 5px; text-align: center;">AQUA MARINE</div> <div style="background-color: #800000; color: white; padding: 5px; text-align: center;">BURGUNDY</div>
		<div style="background-color: #A9A9A9; color: white; padding: 5px; text-align: center;">NATURAL</div>

STEP 3 SELECT THE STORAGE BOOT

Zippered storage boots provide a convenient way to keep your top clean and neat while being stored. Boot sizes are determined by frame width. Boots are available in the same fabrics as the tops above. All boots feature full-length separating zippers for easy on/off.

All Bimini BoaTops® Ship Within 5 Business Days

36" HEIGHT

Table for 36" Height Bimini, 4' Length. Columns include Width (60"-96"), Frame Stock #, Fabric/Colors, and Fabric Top Stock #. Rows are categorized by Fabric/Colors (Pacific Blue, Hunter Green, Charcoal Grey, Navy, Black, Sand, Teal, Cranberry, White) and Fabric Top Stock # (Pacific Blue, Hunter Green, Silver Grey, Navy, Black, Sand, Teal, Cranberry, Jockey Red, Forest Green, Cadet Grey, Captain Navy, Jet Black, Linen, Aqua Marine, Burgundy, Natural).

Table for 36" Height Bimini, 6' Length. Columns include Width (60"-96"), Frame Stock #, Fabric/Colors, and Fabric Top Stock #. Rows are categorized by Fabric/Colors (Pacific Blue, Hunter Green, Charcoal Grey, Navy, Black, Sand, Teal, Cranberry, White) and Fabric Top Stock # (Pacific Blue, Hunter Green, Silver Grey, Navy, Black, Sand, Teal, Cranberry, Jockey Red, Forest Green, Cadet Grey, Captain Navy, Jet Black, Linen, Aqua Marine, Burgundy, Natural).

42" HEIGHT

Table for 42" Height Bimini, 6' Length. Columns include Width (60"-103"), Frame Stock #, Fabric/Colors, and Fabric Top Stock #. Rows are categorized by Fabric/Colors (Pacific Blue, Hunter Green, Charcoal Grey, Navy, Black, Sand, Teal, Cranberry, White) and Fabric Top Stock # (Pacific Blue, Hunter Green, Silver Grey, Navy, Black, Sand, Teal, Cranberry, Jockey Red, Forest Green, Cadet Grey, Captain Navy, Jet Black, Linen, Aqua Marine, Burgundy, Natural).

Table for 42" Height Bimini, 8' Length. Columns include Width (60"-103"), Frame Stock #, Fabric/Colors, and Fabric Top Stock #. Rows are categorized by Fabric/Colors (Pacific Blue, Hunter Green, Charcoal Grey, Navy, Black, Sand, Teal, Cranberry, White) and Fabric Top Stock # (Pacific Blue, Hunter Green, Silver Grey, Navy, Black, Sand, Teal, Cranberry, Jockey Red, Forest Green, Cadet Grey, Captain Navy, Jet Black, Linen, Aqua Marine, Burgundy, Natural).

54" HEIGHT

Table for 54" Height Bimini, 6' Length. Columns include Width (60"-103"), Frame Stock #, Fabric/Colors, and Fabric Top Stock #. Rows are categorized by Fabric/Colors (Pacific Blue, Hunter Green, Charcoal Grey, Navy, Black, Sand, Teal, Cranberry, White) and Fabric Top Stock # (Pacific Blue, Hunter Green, Silver Grey, Navy, Black, Sand, Teal, Cranberry, Jockey Red, Forest Green, Cadet Grey, Captain Navy, Jet Black, Linen, Aqua Marine, Burgundy, Natural).

Table for 54" Height Bimini, 8' Length. Columns include Width (60"-103"), Frame Stock #, Fabric/Colors, and Fabric Top Stock #. Rows are categorized by Fabric/Colors (Pacific Blue, Hunter Green, Charcoal Grey, Navy, Black, Sand, Teal, Cranberry, White) and Fabric Top Stock # (Pacific Blue, Hunter Green, Silver Grey, Navy, Black, Sand, Teal, Cranberry, Jockey Red, Forest Green, Cadet Grey, Captain Navy, Jet Black, Linen, Aqua Marine, Burgundy, Natural).

BIMINI BOOTS

Table for Bimini Boots. Columns include Width (60"-103"), Fabric/Colors, and Bimini Boot Stock #. Rows are categorized by Fabric/Colors (Pacific Blue, Hunter Green, Charcoal Grey, Navy, Black, Sand, Teal, Cranberry, White) and Bimini Boot Stock # (Pacific Blue, Hunter Green, Silver Grey, Navy, Black, Sand, Teal, Cranberry, Jockey Red, Forest Green, Cadet Grey, Captain Navy, Jet Black, Linen, Aqua Marine, Burgundy, Natural).



To order your Bimini BoaTop frame in stainless steel, simply use the Taylor Frame Stock # with the letters SS as a suffix.

For example: #54879SS is a stainless steel bimini top, 54" high with a length of 8' and a width of 78"-84"

FULL-FRAME

BIMINI BOATOPS®



FULL-FRAME BIMINI BOATOP®

We now offer all of our Taylor Made® Bimini Boatops in a full-frame construction, as opposed to the three-piece knock down construction. The aluminum frames are available in two lengths (6', 8'), two heights (42", 54") and widths ranging from 60" to 103". Frames are 7/8" bright dip anodized aluminum tubing with non-corrosive high-density black nylon fittings. Also available in 36" high (x 4 ft. and 6 ft.) and 8 ft. long (x 42" and 54") full-frame biminis. Ask your Taylor Made representative for a part number listing and pricing. Full-frame tops are shipped fully assembled. Truck shipments only.

42" HEIGHT

6' LENGTH								
WIDTH	60" - 66"	67" - 72"	73" - 78"	79" - 84"	85" - 90"	91" - 96"	97" - 103"	
Colors	Stock #							
ULTIMA™								
Pacific Blue	42302	42311	42320	42329	42338	42347	42356	
Cranberry	42303	42312	42321	42330	42339	42348	42357	
Grey	42307	42316	42325	42334	42343	42352	42361	
Teal	42304	42313	42322	42331	42340	42349	42358	
Hunter Green	42308	42317	42326	42335	42344	42353	42362	
Navy	42306	42315	42324	42333	42342	42351	42360	
Black	42305	42314	42323	42332	42341	42350	42359	
Red	42301	42310	42319	42328	42337	42346	42355	
HOT SHOT™								
White	42363	42364	42365	42366	42367	42368	42369	

54" HEIGHT

6' LENGTH								
WIDTH	60" - 66"	67" - 72"	73" - 78"	79" - 84"	85" - 90"	91" - 96"	97" - 103"	
Colors	Stock #							
ULTIMA™								
Pacific Blue	54302	54311	54320	54329	54338	54347	54356	
Cranberry	54303	54312	54321	54330	54339	54348	54357	
Grey	54307	54316	54325	54334	54343	54352	54361	
Teal	54304	54313	54322	54331	54340	54349	54358	
Hunter Green	54308	54317	54326	54335	54344	54353	54362	
Navy	54306	54315	54324	54333	54342	54351	54360	
Black	54305	54314	54323	54332	54341	54350	54359	
Red	54301	54310	54319	54328	54337	54346	54355	
HOT SHOT™								
White	54366	54367	54368	54369	54370	54371	54372	

STANDARD COLORS



Also available in:



BIMINI BOATOPS®



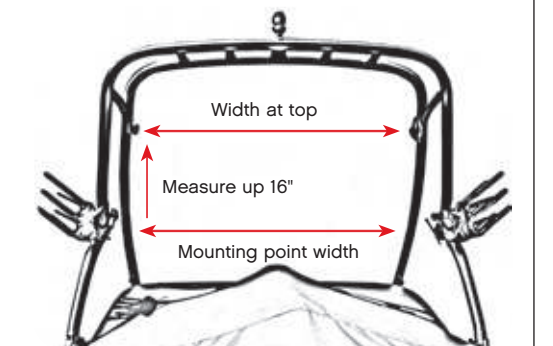
TOWER BIMINI TOP

Tower bimini tops are designed to mount within the confines of most wakeboard towers to provide shade for driver and spotter. All tops are 48" long and approximately 16" (from mounting point) and are available in three different widths to best fit most towers. Frame is constructed from bright dip anodized aluminum tubing and uses high quality marine grade hardware. Top features Ultima™ fabric for the best performance in strength, UV stability and longevity and is available in eight popular colors.

CHOOSING THE CORRECT TOP SIZE:

The tops will mount directly onto the tower frame at the center point, so pick the best position on the tower that will provide the best shade to the driver's seat. The tops are low profile at approximately 16" high at the maximum, so be sure that the position will keep the top high enough to clear the driver and spotter when seated. Measure across the tower at the mounting point that has been selected and choose the dimensions from the chart, noting the bimini width that matches your measured width on the tower. Check the width at the top and be sure that the angle of your tower will accommodate that dimension.

WIDTH AT MOUNT	68" TO 71"
WIDTH AT TOP	60"
WIDTH AT MOUNT	75" TO 78"
WIDTH AT TOP	67"
WIDTH AT MOUNT	81" TO 84"
WIDTH AT TOP	73"



68" - 71" WIDTH

62123	Pacific Blue
62124	Teal
62125	Cranberry
62127	Navy
62128	Black
62129	Hunter Green
62130	Grey

75" - 78" WIDTH

62174	Pacific Blue
62175	Teal
62177	Cranberry
62179	Navy
62180	Black
62181	Hunter Green
62183	Grey

81" - 84" WIDTH

62184	Pacific Blue
62185	Teal
62186	Cranberry
62189	Navy
62190	Black
62191	Hunter Green
62192	Grey

BIMINI BOATOPS® & ACCESSORIES

CONVERTIBLE BIMINI TOPS

Stay protected from the elements above and beyond the OEM windshield with these uniquely designed tops. They incorporate all marine grade fabrics and components including tough, water-repellent polyester fabric and heavy-gauge clear PVC zippered walk-thru section for great visibility. Elastic panels along base section allow tops to universally snap to the windshield with included 3/4" top-lock stainless steel clips/male snaps. If your windshield is a different size or design, you may need to purchase correct size clips. Frame is constructed of 7/8" diameter bright-dipped anodized aluminum with nylon fittings and stainless hardware.



- Two-bow tops extend 48" in length with maximum height approximately 49" above the mounting points with a width of 67" to 72"
- Three-bow tops extend 58" in length with maximum height approximately 47" above the mounting points with a width of 79" to 84"

- #62073 Two-bow 4' x 49", 67" to 72" Blue
- #62074 Two-bow 4' x 49", 67" to 72" Grey
- #62075 Three-bow 5' x 47", 79" to 84" Blue
- #62076 Three-bow 5' x 47", 79" to 84" Grey

DESIGNED SPECIFICALLY
FOR DEEP "V" ALUMINUM FISHING BOATS
WITH WALK-THRU WINDSHIELDS

BIMINI SUPPORT POLES

Keep your Bimini BoaTop® off the gunwales with a pair of Bimini Support Poles. Available in adjustable or fixed lengths, use these poles to replace your rear straps and keep your top "up and out of the way." Two jaw slides (7/8") and deck hinge are included.

- #11995 Adjustable bimini support poles (2) 28" to 48"
- #11989 Fixed bimini support poles (2) 40"



CAUTION: These poles should never be used to replace the front support straps.
Only the rear straps should be replaced with adjustable support poles.
Do not exceed 35 miles per hour while using adjustable bimini top support poles.



BALL & SOCKET BIMINI MOUNTING FITTINGS

- Ball and socket design offers greater rotation. Fittings are made from high-quality, marine grade 316 stainless steel with polished finish.
- System allows for quick and easy installation and removal



7/8" EXTERNAL EYE END WITH BALL MOUNT

- Designed for horizontal mount applications

#11751 7/8" Ball External Eye End - Stainless Steel



BALL & SOCKET DECK MOUNT WITH PIN AND LANYARD 7/8"-1"

- Delrin® insert provides smooth, rattle-free top operation

#11752 Bell Deck Hinge Flat Base - Stainless Steel



NYLON SLIDES

- Replacement nylon slides for slide assemblies
- Fits .850 track slot openings
- Sold in pairs

#5854



STAINLESS STEEL PULL PINS

Replaces the screws in our stainless steel and chromed zamak deck hinges. Allows fast and easy mounting or removal of a bimini top. Comes complete with safety lanyard to prevent lost pins. 1-1/4" long and 1/4" diameter pin. Sold in pairs.

#11227



DECK HINGE

- One pair, designed to mount horizontally

- #11717 Black
- #1204 Chromed Zamak
- #11718 White
- #11733 Stainless Steel 90° deck hinge
- #11734 Stainless Steel 60° angle deck hinge



**SLIDE ASSEMBLIES
END CAPS**

- For slide track assemblies
- Sold in pairs

#5962 Chromed Zamak



**ALUMINUM SLIDE
ASSEMBLIES**

- Fold your top behind the rear seat
- Easy installation
- Fits most deck hinges
- Non-locking
- Sold in pairs

#993018 18"
#993030 30"
#993045 45"



EYE STRAPS

CHROMED ZAMAK EYE STRAPS

Stock #	Color	Size
1225	Chromed Zamak	1-1/2" long, 5/16" eye (one pr)

PLASTIC EYE STRAPS (4/PK.)

Stock #	Color	Size
11713	Black	1-7/8" long, 1/2" eye
11714	White	1-7/8" long, 1/2" eye



**BIMINI HINGE
THUMB SCREW**

Designed as a replacement for holding screws on our nylon bimini deck hinges. Available in white and black. 1/4" - 20 threads x 1" long. Sold in pairs.

#11736 Black
#11737 White



**SIDE MOUNT
DECK HINGE**

- Mounts vertically on side walls
- Sold in pairs
- Hardware not included

#11721 Black
#1205 Chromed Zamak
#11722 White
#11735 Stainless (1 per pk)



**EXTERNAL
EYE END**

#11206 7/8" Chromed Zamak (1 pair)
#1203 3/4" Chromed Zamak (1 pair)
#11707 7/8" Black (1 pair)
#11705 3/4" Black (1 pair)
#11708 7/8" White (1 pair)
#11706 3/4" White (1 pair)
#11729 7/8" Stainless (1 per pk)
#11730 1" Stainless (1 per pk)



SNAPS

Dog snaps shown.

#1340 SS dog snaps (2 per pack)
#1341 SS baby snaps (2 per pack)



**INTERNAL EYE END
(ONE PR.)**

#11207 7/8" Chromed Zamak
#1202 3/4" Chromed Zamak
#11703 7/8" Black
#11704 7/8" White
#11702 3/4" White



**JAW SLIDE
(ONE PR.)**

#11210 7/8" Chromed Zamak
#1209 3/4" Chromed Zamak
#11711 7/8" Black
#11709 3/4" Black
#11712 7/8" White
#11710 3/4" White
#11731 7/8" Stainless (1 per pk)
#11732 1" Stainless (1 per pk)



**ADJUSTABLE
TIE-DOWN STRAP**

6' long, fitted with stainless steel ring at one end and stainless steel snap on the other. Sold in pairs.

#11993 Black
#2000 White



RAIL MOUNT HINGE

- Installs easily without needing to disassemble your railing
- Made from T316 polished stainless steel

#11749 Fits 7/8" railings
#11750 Fits 1" railings

PONTOON

BIMINIS & ACCESSORIES




Manufactured with marine quality features, these pontoon bimini units are sold with the frame, fabric tops and storage boots packaged separately. Frames are bright dip anodized aluminum and come with marine grade nylon hardware. Fabric tops are available in Hot Shot™, Ultima™, or Sunbrella® brand fabrics.

SELECT THE FABRIC

HOT SHOT™

6.25 OZ./SQ. YARD ACRYLIC COATED POLYESTER FABRIC 9 COLORS

AVAILABLE COLORS



FRAME/BOOT	96" x 56" x 96"	96" BOOT	96" x 56" x 102"	102" BOOT
Frame Stock #	601325		601326	
Fabric/Colors	Fabric Top Stock #			
Pacific Blue	84000OB	84001OB	84005OB	84006OB
Hunter Green	84000OF	84001OF	84005OF	84006OF
Charcoal Grey	84000OG	84001OG	84005OG	84006OG
Navy	84000ON	84001ON	84005ON	84006ON
Black	84000OR	84001OR	84005OR	84006OR
Sand	84000OS	84001OS	84005OS	84006OS
Teal	84000OT	84001OT	84005OT	84006OT
Cranberry	84000OY	84001OY	84005OY	84006OY
White	84000OW	84001OW	84005OW	84006OW

ULTIMA™

7.0 OZ./SQ. YARD URETHANE COATED POLYESTER FABRIC 8 COLORS

AVAILABLE COLORS



FRAME/BOOT	96" x 56" x 96"	96" BOOT	96" x 56" x 102"	102" BOOT
Frame Stock #	601325		601326	
Fabric/Colors	Fabric Top Stock #			
Pacific Blue	84000UB	84001UB	84005UB	84006UB
Hunter Green	84000UF	84001UF	84005UF	84006UF
Silver Grey	84000UG	84001UG	84005UG	84006UG
Navy	84000UN	84001UN	84005UN	84006UN
Black	84000UK	84001UK	84005UK	84006UK
Sand	84000US	84001US	84005US	84006US
Teal	84000UT	84001UT	84005UT	84006UT
Cranberry	84000UR	84001UR	84005UR	84006UR



9.0 OZ./SQ. YARD SOLUTION DYED ACRYLIC PERFORMANCE FABRIC 10 COLORS

AVAILABLE COLORS



FRAME/BOOT	96" x 56" x 96"	96" BOOT	96" x 56" x 102"	102" BOOT
Frame Stock #	601325		601326	
Fabric/Colors	Fabric Top Stock #			
Pacific Blue	84000AB	84001AB	84005AB	84006AB
Rocket Red	84000AE	84001AE	84005AE	84006AE
Forest Green	84000AF	84001AF	84005AF	84006AF
Cadet Grey	84000AG	84001AG	84005AG	84006AG
Captain Navy	84000AN	84001AN	84005AN	84006AN
Jet Black	84000AR	84001AR	84005AR	84006AR
Linen	84000AS	84001AS	84005AS	84006AS
Aqua Marine	84000AT	84001AT	84005AT	84006AT
Burgundy	84000AY	84001AY	84005AY	84006AY
Natural	84000AW	84001AW	84005AW	84006AW

To order your Bimini BoaTop® frame in stainless steel, simply use the Taylor Frame Stock # with the letters SS as a suffix.

For example: #54879SS is a stainless steel bimini top, 54" high with a length of 8' and a width of 78"-84"

PONTOON

BIMINIS & ACCESSORIES



REAR SUPPORT POLES NOW INCLUDED

96" WIDTH

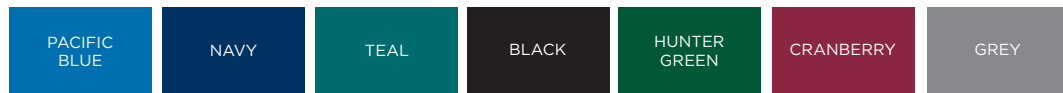
Stock #	Color
84090	Pacific Blue
84091	Navy
84092	Teal
84093	Black
84097	Hunter Green
84098	Cranberry
84099	Grey

102" WIDTH

Stock #	Color
84101	Pacific Blue
84102	Navy
84103	Teal
84104	Black
84105	Hunter Green
84106	Cranberry
84107	Grey

1" SQUARE TUBE BIMINI TOP KITS


Get a bimini for your pontoon boat from one of the leading suppliers. Tops are made from 1" square aluminum tubing, with all metal hardware (included). All tops are 8' long, 56" tall, and available in 96" or 102" widths, and come with a matching storage boot. These bimini tops come in seven great Ultima™ fabric colors. Frame is a "knock-down" style, which is shippable by UPS.



SQUARE TUBE BIMINI BOATOP® HARDWARE

- Replacement hardware for square tube bimini tops as used on most of today's pontoon boats
- Sold in single pieces

Stock #	Description	Color
11829	1" square jaw slide	Black
11830	1" square jaw slide	White
11831	1" square internal eye end	Black
11832	1" square internal eye end	White
11834	1" square external eye end	White



PONTOON BIMINI TOPS WITH LIGHT CUTOUT

New to our line of fabric tops are these pontoon biminis that now accommodate bimini tops with lights. All tops are 8' long and are available in 96" or 102" widths, matching storage boots sold separately. Choose from Hot Shot™, Ultima™ or Sunbrella® brand fabrics.



FRAME/BOOT	96" x 56" x 96"	96" BOOT	96" x 56" x 102"	102" BOOT
Frame Stock #	601325		601326	
Fabric/Colors	Fabric Top Stock #			
Pacific Blue	84316OB	84317OB	84318OB	84319OB
Hunter Green	84316OF	84317OF	84318OF	84319OF
Charcoal Grey	84316OG	84317OG	84318OG	84319OG
Navy	84316ON	84317ON	84318ON	84319ON
Black	84316OR	84317OR	84318OR	84319OR
Sand	84316OS	84317OS	84318OS	84319OS
Teal	84316OT	84317OT	84318OT	84319OT
Cranberry	84316OY	84317OY	84318OY	84319OY
White	84316OW	84317OW	84318OW	84319OW

FRAME/BOOT	96" x 56" x 96"	96" BOOT	96" x 56" x 102"	102" BOOT
Frame Stock #	601325		601326	
Fabric/Colors	Fabric Top Stock #			
Pacific Blue	84316UB	84317UB	84318UB	84319UB
Hunter Green	84316UF	84317UF	84318UF	84319UF
Silver Grey	84316UG	84317UG	84318UG	84319UG
Navy	84316UN	84317UN	84318UN	84319UN
Black	84316UK	84317UK	84318UK	84319UK
Sand	84316US	84317US	84318US	84319US
Teal	84316UT	84317UT	84318UT	84319UT
Cranberry	84316UR	84317UR	84318UR	84319UR

FRAME/BOOT	96" x 56" x 96"	96" BOOT	96" x 56" x 102"	102" BOOT
Frame Stock #	601325		601326	
Fabric/Colors	Fabric Top Stock #			
Pacific Blue	84316AB	84317AB	84318AB	84319AB
Jockey Red	84316AE	84317AE	84318AE	84319AE
Forest Green	84316AF	84317AF	84318AF	84319AF
Cadet Grey	84316AG	84317AG	84318AG	84319AG
Captain Navy	84316AN	84317AN	84318AN	84319AN
Jet Black	84316AR	84317AR	84318AR	84319AR
Linen	84316AS	84317AS	84318AS	84319AS
Aqua Marine	84316AT	84317AT	84318AT	84319AT
Burgundy	84316AY	84317AY	84318AY	84319AY
Natural	84316AW	84317AW	84318AW	84319AW

PONTOON PLAYPEN SHADE

A quick and easy way to gain additional shaded area on your pontoon boat while protecting your seats from the harmful UV rays from the sun or other harsh weather conditions. Shade is available in sizes to accommodate boats up to 102" width and extends out to 12 ft. of coverage. Constructed from Hot Shot™ marine grade polyester fabric, the top is strong yet lightweight. It is secured to the front bow of your existing bimini or hard top and down to the playpen railing using adjustable straps with quick release buckles for simple and fast installation. Shade folds down to compact size for ease of storage and is available in nine colors to best match your boat. Not for use while underway.



STANDARD COLORS



22' TO 24' BOATS

Stock #	Color
12009OB	Pacific Blue
12009OF	Hunter Green
12009OG	Grey
12009ON	Navy
12009OR	Black
12009OS	Sand
12009OT	Teal
12009OW	White
12009OY	Cranberry

PONTOON

BIMINIS & ACCESSORIES



PONTOON GAZEBO

A quick and easy way to gain additional shaded area on your pontoon boat. Top accommodates both 96" and 102" wide boats and extends out to 8 ft. of coverage. Constructed from Hot Shot™ marine grade polyester fabric, the top is strong yet lightweight. It is supported by shock-corded fiberglass pole framework that breaks down for convenient storage. The large interior radius allows you to sit comfortably without bending over and provides excellent headroom. After initial installation of permanently mounted hardware to your playpen rail, the Pontoon Gazebo attaches easily and comes down in minutes. Comes complete with shade top, frame, marine grade hardware and storage bag, and is available in nine colors to best match your boat. The Gazebo measures 8' long by 102" wide by approximately 50" high from mounting point.

STANDARD COLORS



Stock #	Color	Stock #	Color
12003OB	Pacific Blue	12003OS	Sand
12003OF	Hunter Green	12003OT	Teal
12003OG	Grey	12003OW	White
12003ON	Navy	12003OY	Cranberry
12003OR	Black		


NOTE: The Gazebo obstructs the driver's vision and, as such should NEVER be put up while the boat is in motion, at any speed. This product is designed to provide shade while moored or anchored only.

PONTOON ENCLOSURE

Providing comfort and convenience, this spacious enclosure fits easily over the bow area of your pontoon boat. Constructed from durable polyester fabric shell (fire retardant) with zippered entryway, mesh windows and supported by a shock-corded fiberglass pole framework. The Enclosure measures approximately 56" deep x 74" tall (varies slightly by beam and railing height) by the width of the playpen area (fits both 96" and 102"). The large interior radius allows you to sit comfortably on existing seating without bending over or crouching down.

After initial installation of permanently mounted hardware, the Pontoon Enclosure sets up easily and comes down in minutes for convenient storage. Comes complete with enclosure, frame, marine grade hardware, storage bag and instructions. Enclosure is available in multiple colors to best match your existing bimini or canvas.

STANDARD COLORS



Stock #	Color	Stock #	Color	Stock #	Color
12006OB	Pacific Blue	12006ON	Navy	12006OT	Teal
12006OF	Hunter Green	12006OR	Black	12006OW	White
12006OG	Grey	12006OS	Sand	12006OY	Cranberry

NOTE: Not to be used while under way. Enclosure should not be left up for storage or extended periods of time.



EASY UP PRIVACY PARTITION

This partition provides privacy from on-lookers while out on the water. It can be installed anywhere under your bimini top or hard top with included straps and hardware. Constructed from fire-retardant, marine grade polyester, it easily secures with UV resistant tie-downs and fasteners. Features a full-length, heavy-duty zipper for easy access and when installed measures 30" wide x 30" deep x 70" tall. Comes in grey polyester only.

#67867



PONTOON BOAT COVER SUPPORT SYSTEM

Extend the life of your pontoon boat cover by preventing water from pocketing. This easily installed system includes two adjustable support poles (bright dip anodized – snap ends). Poles adjust from 27" to 50" maximum height. 60 ft. of 1" polypropylene webbing, quick release adjuster buckles and four injection molded hooks to secure to decking.

#55745

ANCHORSHADE III



COMES COMPLETE WITH ITS OWN HEAVY-DUTY CARRYING CASE WITH SHOULDER STRAP



2X STRONGER
Hinge connectors are even stronger than before



SUR-LOCK
Push up mechanism locks in place up to 8'

Long known for manufacturing quality marine products, Taylor Made has reinvented the highly successful Anchorshade. Several important design changes are being introduced, including larger diameter and solid fiberglass structural ribs. Also added to these improvements is a powder-coated aluminum frame (so even if scratched, it will not rust). These newest innovations are sure to keep your Anchorshade III looking and working well for years to come.

This uniquely designed 6 ft. x 6 ft. square umbrella can be used on almost any vessel from a small fishing boat to larger high-performance boats. AnchorShade III is designed to be used when anchored or at idle speed on a calm day. AnchorShade III is perfect for relaxing on the water, at dockside, or just lounging on the beach.

Stock #	Color	Stock #	Color	Stock #	Color
22042	White	22046	Navy	22049	Black
22043	Blue	22047	Forest Green	22056	Burgundy
22044	Teal	22048	Sand	22057	Grey
22045	Red				

- Adjustable pole locks in place up to 8'
- Lightweight, mildew/fade resistant UV-treated polyester top
- Excellent sun protection. Blocks out 85-90% of harmful rays.
- Adjustable straps with non-corrosive hardware provide mounting flexibility for nearly all applications
- Market-style top allows venting to occur without loss of sun protection
- Available in ten dynamic colors to best match your boat

SAILSHADES



STAY PROTECTED
Stylish and versatile protection from up to 90% of harmful UV rays



USE ANYWHERE SHADE IS NEEDED
Perfect for your yacht, backyard, pool, patio or picnic area

- Long-lasting knitted polyethylene fabric allows rain to pass through so no pooling water can occur
 - Breathable shade allows refreshing breezes to flow through while reducing temperatures underneath by up to 30%
 - Heavy-duty stainless steel D-rings
- #12019 Square - 16'-5" (4 sides) #12020 Square - 12' (4 sides)
#12021 Triangle - 16'-5" (3 sides) #12022 Triangle - 12' (3 sides)

STAINLESS STEEL HARDWARE MOUNTING KIT NOT INCLUDED

Kit includes:
Turnbuckles, pad eyes and carabiner hooks

#12023 Square hardware
#12024 Triangle hardware





07 FLAGS & DECK HARDWARE

U.S., Military & Officer Flags 132 State & International Flags 134 Signal Flags 139
Pontoon Flag Pole Socket with Flag 145 Aquatic Gear 146 Ultra III Hatches 148

Novelty Flags & Pennants 140 Flag Poles 144 Sockets & Accessories 145
Replacement Parts 148 Windshield Accessories 149 Gas Shocks & Mounting Hardware 151

FLAGS & ENSIGNS




DELUXE SEWN FLAGS

These deluxe sewn flags are constructed from lightweight yet durable fade resistant nylon fabric, which make them the perfect all-weather flags.



EMBROIDERED STARS



BRASS GROMMETS



FOUR-NEEDLE FLYEND



50 STAR FLAG

#8418 12" x 18" #8424 16" x 24" #8430 20" x 30"
 #8436 24" x 36" #8448 30" x 48" #8460 36" x 60"
 #8472 48" x 72" #8496 60" x 96"



U.S. YACHT ENSIGN

#8118 12" x 18" #8124 16" x 24" #8130 20" x 30"
 #8136 24" x 36" #8148 30" x 48" #8160 36" x 60"



U.S. POWER SQUADRON ENSIGN

#8218 12" x 18" #8224 16" x 24" #8230 20" x 30"
 #8236 24" x 36" (For use by members only)

NYLON ENSIGNS

Perma-print dyed nylon with reinforced nylon heading.



50 STAR FLAG

#2418 12" x 18" #2424 16" x 24"



U.S. YACHT ENSIGN

#1118 12" x 18"

WIND SOCKS

- Made from fade resistant nylon with individually sewn tassels. Measures 48" long.
- Includes individual swivel for tangle-free operation
- Durable and lightweight

#93244



NAUTICAL FLAGS

NYLON OFFICER FLAGS

All Officer Flags are nylon with embroidered or applique symbols and measure 12" x 18".



#93076 Commodore



#93077 Vice-Commodore



#93078 Rear Commodore



#93082 Past Commodore



#93155 Port Captain



#93080 Treasurer



#93081 Secretary



#93079 Fleet Captain

MILITARY FLAGS

Measure 12" x 18" with brass grommets. Screen printed on our vibrant bright nylon colors. Flag colors may vary.



#1617 Don't Tread on Me



#1618 U.S. Air Force Wings



#1619 U.S. Navy Seal



#1620 Army Strong



#5620 Army Flag



#5621 Navy Flag



#5622 Air Force Flag



#5623 Marines Flag



#5624 POW/MIA Flag



#5626 U.S. Coast Guard



#5627 Army National Guard

U.S. STATE & TERRITORY FLAGS



#93089 Alabama #93137 Alaska #93090 Arizona #93091 Arkansas #93092 California



#93093 Colorado #93094 Connecticut #93095 Delaware #93096 Florida #93097 Georgia



#93138 Hawaii #93098 Idaho #93099 Illinois #93100 Indiana #93101 Iowa



#93102 Kansas #93103 Kentucky #93104 Louisiana #93105 Maine #93106 Maryland



#93107 Massachusetts #93108 Michigan #93109 Minnesota #93110 Mississippi #93111 Missouri



#93112 Montana #93113 Nebraska #93114 Nevada #93115 New Hampshire #93116 New Jersey



#93117 New Mexico #93118 New York #93119 North Carolina #93120 North Dakota #93121 Ohio



#93122 Oklahoma #93123 Oregon #93124 Pennsylvania #93125 Rhode Island #93126 South Carolina



#93127 South Dakota #93128 Tennessee #93143 Texas #93130 Utah #93131 Vermont



#93132 Virginia #93133 Washington #93134 West Virginia #93135 Wisconsin #93136 Wyoming



#93086 District of Columbia #93219 Guam #93085 Puerto Rico #93084 U.S. Virgin Island

INTERNATIONAL & COURTESY FLAGS



*Available in other sizes by special order

Flags measure 12"x18", with brass grommets and are available in our vibrant bright nylon colors. These beauties will add an international flair to any boat. Colors may vary from what is shown.

SIGNAL FLAGS & PENNANTS

INTERNATIONAL CODE OF SIGNALS - All individual Code of Signal Flags measure 12" x 18"



INTERNATIONAL CODE OF SIGNALS FLAG SET

Sets include:

- Complete alphabet
- Numbers 0 - 9
- Repeaters and answering pennant
- Handy storage pouch with separate compartments

#93245 Set - (36) 12" x 18" Signal Flags
#93301 Set - (36) 18" x 24" Signal Flags



DECORATIVE STRING OF INTERNATIONAL CODE SIGNALS

Decorate your sailboat with a variety of code flags. Each set is different from the next. Contains 12 different international code flags and is 30' long. Flags measure 12" x 18".

#93302



ALPHA DIVE FLAG

For any small craft that is restricted in its ability to maneuver while engaged in diving. 15" x 15" with Sewn in batten.

#4400



TRADITIONAL DIVER DOWN FLAG

Some states require that this flag be displayed in diving areas. Vinyl glo-flame red flag with white diagonal stripe. Plastic stiffener for holding flag up on calm days.

#4220 13' x 15'
#93173 20' x 30'



12" X 18" SOLID COLOR NYLON FLAGS

- #32183 Red (Protest Flag)
- #32184 White (Dinner Flag)
- #32185 Yellow (Quarantine Flag)



SKIER DOWN FLAG

12" x 18" in size, these fluorescent orange flags, pre-mounted on a wooden pole, come ready to go. These flags comply with most western-state water skiing safety regulations.

#93978 18" pole size



DECORATIVE PENNANT STRING

50' string comes in six different solid colors. Pennants are plastic coated and measure 12" x 18".

#93172 50 ft




STORM WARNING FLAGS

Manufactured from high tensile strength heavyweight nylon. Canvas heading with brass grommets.

- #1938 18" x 18" Hurricane flag
- #93174 Storm flag set (2 ea) 18" x 18" hurricane flag (2 ea) 18" x 36" gale pennant


- SMALL-CRAFT ADVISORY**
-WINDS-
18-33 knots / 28-28 mph
- GALE WARNING**
-WINDS-
34-47 knots / 39-54 mph
- STORM WARNING**
-WINDS-
48-63 knots / 55-73 mph
- HURRICANE WARNING**
-WINDS-
64+ knots / 74+ mph

FISHERMAN'S CATCH FLAGS



All flags measure 12" x 18" with brass grommets. Flag colors may vary from what is shown here.

NOVELTY FLAGS



Pirate flags measure 12" x 18" with brass grommets. 200 denier, 2 sided screen printed nylon with your favorite graphic. Colors may vary.

NOVELTY FLAGS



#1718 Skunk



#1817 Cat On Board



#1814 Calico Jack



#1818 Jolly Roger



#2218 I Love Boating



#3718 I Love Fishing



#5118 Wine Glasses



#5418 Happy Hour



#5618 Crab



#9118 Cocktail



#9218 Beer



#9818 It's Margarita Time

All novelty flags measure 12" x 18" (unless otherwise noted) with brass grommets.



#1614 Dock Party



#1615 The Bar is Open



#1616 Sea Dog

These novelty flags measure 12" x 18" with 2 sided screen printed graphics and brass grommets.

NEW NOVELTY FLAGS



#2025 Rainbow



#1621 Home of the Brave



#1622 Shut Up and Reel



#1633 Beer Run



CUSTOM LOGO FLAGS & PENNANTS

We make single color, custom flags, pennants, and burgees to your specifications. Minimum order quantity is 50. Just send us a sketch, layout, or sample, and we will quote a price.

(Camera ready artwork is required along with a one time set up fee)



FLAG PARTY PACK

- #93311 Flag party pack. Contains one each:
- #1818 Jolly Roger flag
- #5418 Happy hour flag
- #9218 Beer flag

FLAG POLES & ACCESSORIES



CHARLEVOIX® FLAG CLIPS

The original Charlevoix Flag Clip ends the trouble of attaching your flag to a standard flag or stern light pole. This simple one-piece clip attaches semi-permanently to your pole and will keep your flag securely in place at speeds up to 50 miles per hour. Flags can be attached or removed in seconds. The clips can also be removed, if desired. Sold in pairs.

- #57926 One-piece flag clip fits 3/4" pole
- #57928 Fits 7/8" to 1" flag pole



CHARLEVOIX® BURGEE AND ANTENNA CLIPS

Like Charlevoix Flag Clips, these burgee and antenna clips are designed to allow you to fly your burgee or courtesy flag from your antenna without fear of losing it. These clips fit standard 1/2" burgee poles or 1/2" whip antenna. Neoprene is provided for use with poles on antenna smaller than 1/2".

- #57925 Pole/antenna flag clip



FLAG POLE WITH CHARLEVOIX® FLAG CLIPS

- Clips are designed to clamp tight or spin around the pole
- Bottom clip and O-ring can be moved to accommodate any size flag
- Marine grade 3/4" diameter anodized aluminum with nylon flag clips
- Screws not included

- #915 18" flag staff
- #916 24" flag staff
- #917 30" flag staff
- #918 36" flag staff
- #919 48" flag staff



STAINLESS STEEL FLAG POLES

This deluxe flag pole set features highly polished stainless steel from top to bottom. The staff is made from 1" 304 stainless steel. The finial and base are cast 304 stainless steel. The unique flag clips are cast from 304 stainless steel which holds your flag taut so your flag is never tangled.

Stock #	Pole Length	Recommended Flag Size
902	18"	12" x 18"
903	24"	16" x 24"
904	30"	24" x 36"
905	36"	30" x 48"
907	48"	36" x 60"



TEAK FLAG POLES

- Made from the finest grade A, kiln-dried teakwood. Never worry about insects or wood rot again.
- Available in 5 lengths from 18" to 48"
- No deteriorating or warping

- #60749 3/4" x 18"
- #60750 1" x 24"
- #60752 1" x 30"
- #60754 1-1/4" x 36"
- #60756 1-1/4" x 48"



PONTOON FLAG POLE SOCKET WITH FLAG

Developed with the pontoon boater in mind, this new injection molded, black nylon mount attaches easily to the top of your pontoon railing and features a 10° presentation angle. The 3/4" diameter bright dipped anodized aluminum pole simply snaps into the base and features color matched Charlevoix Flag Clips.

- #921 24" Pontoon flag pole, mount & 12 x 18 US flag
- #922 30" Pontoon flag pole, mount & 16 x 24 US flag
- #921CAN 24" flag pole, mount & 12 x 18 Canadian flag
- #922CAN 30" flag pole, mount & 16 x 24 Canadian flag



SKIPPER FLAG CLIPS

Stainless steel Skipper Flag Clips provide an easy way of attaching flags, canopies, curtains etc. The extended length of these versatile clips reaches grommets 3/4" from fabric edges. Package includes four Skipper Flag Clips and self-tapping screw eyes for attachment to wood, metal or fiberglass.

- #57933 Skipper Flag Clips w/screw eyes (4 pk)



RAIL MOUNT FLAG SOCKET

- Mounts to 7/8" to 1-1/4" rails
- Adjusts to any angle
- T304 stainless steel
- Round rails only

- #968 Fits 3/4" to 7/8" poles



RAIL MOUNT PULPIT STAFF

- T304 stainless steel
- Mounts to 7/8" to 1-1/4" rails
- Complete with split rings
- Round rails only

- #971 15" long with nylon rail clamp

TOP MOUNT FLAG POLE SOCKET

- Made from beautiful long lasting T316 polished stainless steel
- 10° angle

- #965 Fits 1" poles
- #966 Fits 1-1/4" poles



CHROMED FLAG POLE SOCKET

Triple chrome plated with 3/4" and 1" inside diameter

- #962 1" slanted



FLUSH MOUNT FLAG POLE SOCKET

- Made from beautiful long lasting T316 polished stainless steel
- Insets nearly flush to the deck
- 60° angle

- #967 Fits 1-1/4" poles



STAINLESS STEEL RAIL MOUNT FLAG POLE SOCKETS

Designed to securely fasten to either 7/8" to 1" or 1-1/8" to 1-1/4" rails. Both models are perpendicular to the rail and are made for 1" diameter flag poles.

- #960 7/8" to 1" rails - 1" flag staff
- #961 7/8" to 1" rails - 1/2" flag staff
- #973 7/8" to 1" rails - 1" flag staff
- #974 1-1/8" to 1-1/4" rails - 1" flag staff



AQUATIC GEAR



STOW N' GO™ TABLE

The Stow N' Go™ Table is the perfect portable folding table for your picnics at the park, beach or dinner on the dock. The table is lightweight but very sturdy in its build. Plenty big enough for a game of cards or a lunch table up off the sand.

- Material is durable polyester fabric
- Sets up quickly and easily
- Holds up to 30 lbs.
- Collapsible frame makes it easy to take this table anywhere
- Storage bag with zipper & grab handle

#7911BS



STOW 'N GO™ CHAIR

Enjoy this simple, lightweight chair for a comfortable experience while at the beach, dockside, campsite, or boat. Sit in comfort and style anywhere a chair is needed.

- Seat material is durable polyester fabric
- Holds up to 250 lbs.
- Sets up quickly and easily
- Collapsible frame and easy carry bag makes it easy to take this table anywhere

#7910BS



COLLAPSIBLE COOLER

This 8-liter collapsible cooler comes equipped with handles on both sides of the bag for easy transportation. A full zippered top with quick access **hook and loop fastener** hatch makes getting into the bag simple and easy.

- Rip and tear resistant fabric
- Collapses down for easy storage when not in use
- Lightweight and durable
- Heat sealed liner
- 13-1/2" T x 13" diameter

#7912BS



COOLER TOTE

The cooler tote is the perfect, easy to carry cooler for your all day outings to the park, beach, or boat. The front pocket is designed to hold any utensils, electronics, or extras you may be carrying along. The large and spacious zipped compartment has a heat sealed, leak resistant liner that makes for easy clean up.

- Bag measures approximately: 13-1/2" T x 7" W x 14" L (at base), 18" L (at top)

#7913BS



LANYARD

A multi-purpose accessory. Includes a durable key ring and lobster clasp attachment and a quick release buckle for quick breakaway.

- Over all length is 22"
- Strong polyester and woven satin

#7918BS




STEERING WHEEL COVER

The Steering Wheel Cover is constructed with a neoprene fabric, which protects your hands from the cold and heat. It also protects your steering wheel against wear and tear of daily use.

- Protects hands from heat and cold
- Provides comforting grip
- Fits most automotive and marine steering wheels

#7916BS



Internal air bladder with inflation valve to provide positive flotation

WATERPROOF PHONE CASE

This waterproof phone case allows you to be worry free when taking pictures on the water or texting in the rain. It has a clear window that allows for more phone visibility. Comes with detachable lanyard for added safety while on the water.

- Usage of phone through the case
- Can hear audio
- Sand proof
- Durable

#7917BS



TRAVEL COOLER

The travel cooler comes equipped with a large insulated main compartment to keep supplies cool and also makes cleaning easy. Convenient inside mesh freezer pack compartment located on cooler lid. Bag has an adjustable shoulder strap for carrying comfort.

- Rip/tear-resistant nylon exterior with insulated interior
- Leak-resistant, heat sealed liner
- Holds eight 12 oz. cans plus ice
- Multiple pockets included on both inside and outside

• 12-1/2" L x 6-1/2" W x 8" T

#7914BS



DRY BAG

This Dry Bag is 100% waterproof (not submersible) and guaranteed to keep all your gear and valuables protected from the elements. The durable Dry Bag is lightweight and tough.

- Ultrasonic watertight construction
- Roll top closure with quick release buckle and D-ring
- Maximum strap drop approx. 20"
- Includes quick release adjustable shoulder strap
- 19-1/2" T x 11-1/2" W, base diameter 7"

#7915BS

HATCHES

ULTRA III HATCH

Taylor Made grey tempered safety glass for scratch resistance and clarity. New security locking handles with lock-in vent position. Positive lock riser arms for easy open/easy close. Pre-drilled mounting holes. Designed as a replacement for all Taylor Made and similar style hatches.

- Trim ring included
- Low profile access
- Ventilation hatch
- Screen sold separately




Stock #	Description	Frame Size	Maximum Hole Cut-out	Shipping weight	Screen Stock #
50101	10' x 10'	12-3/8" x 12-3/8"	9-5/8" x 9-5/8"	8 lbs.	50102
50103	12' x 12'	14-3/4" x 14-3/4"	12" x 12"	9 lbs.	50104
50105	13' x 18'	15-5/8" x 20-7/16"	12-7/8" x 17-11/16"	11 lbs.	50106
50107	17' x 17'	19-7/16" x 19-7/16"	16-11/16" x 16-11/16"	17 lbs.	50108
50109	18' x 18'	20-3/4" x 20-3/4"	18"	18 lbs.	50110
50111	20' x 20'	22-1/2" x 22-1/2"	19-3/4" x 19-3/4"	19 lbs.	50112

ULTRA III REPLACEMENT HANDLES & ARMS



Stock #	Description
1732	10' x 10" Hatch Arm
1733	12' x 12" or 13' x 18" Hatch Arm
1734	17' x 17" Hatch Arm
1735	18' x 18" Hatch Arm
1736	20' x 20" Hatch Arm

HATCH REPLACEMENT PARTS - MODEL YEARS 1990 TO PRESENT



Stock #	Description	Quantity	Stock #	Description	Quantity
(A) 1731	(1994 - present) Handle with post, "O" rings, lock, screw	1	(D) 1722	Hatch riser arm for 20' x 20" hatch	1
(B) 1724	Hatch riser arm for 10' x 10" hatch	1	(E) 1721	Hatch riser arm locking knob	1
(C) 1723	Hatch riser arm for 12' x 12" hatch	1	(F) 1720	(1990 - 1993) Handle with post, "O" rings, screw	1
(C) 1728	Hatch riser arm for 13' x 13" hatch	1	(G) 1725	"D" sponge gasket	7' length
(D) 1729	Hatch riser arm for 17' x 17" hatch	1	(H) 1726	Installation foam 1/4" x 1/2"	8' length
(D) 1730	Hatch riser arm for 18' x 18" hatch	1			

Items A & E are for model years 1994-Present only. Item G is for model years 1990-1993 only. All hatch riser arms and handles are universal and can be used on the left or right side.

WINDSHIELD ACCESSORIES



WINDSHIELD SUPPORT BARS

Used as original equipment on many fine walk-thru windshields. Windshield support bars are made from either anodized aluminum tubing with nylon fittings or powder coat aluminum tubing with chrome plated zamak feet*. The fittings allow for pivot in almost every direction for easy installation.

• Sold in single units

#1632	11"	#1634	12"	#1636	13"
#1637*	13"	#1638	14"	#1639*	14"
#1641*	15"	#1642	16"		



WINDSHIELD MALE SNAP ADAPTER

Designed and used for many OEM windshield/canvas applications. Molded nylon insert fits into trim grooves .200" wide by .500" deep and accepts standard male screw-in snaps. 6 sets of inserts and snaps included. Used to secure cockpit covers, bow covers, bimini tops, etc.

#407 Windshield Male (6 pack)



TOP-LOK STAINLESS STEEL

For heavy 1" round trim. Stud portion affixed.

- For 3/4" and 7/8" trim
- Stud portion affixed

#1348 3/4" - 4 per pack
#1344 7/8" - 4 per pack



ADJUSTABLE SIDE VENT HANDLE

Designed to replace most original handles on side vent windows. Easy installation. Designed to fit side windows having exactly 1/4" mounting hole.

#11616 (Sold in pairs - left & right)



HIDDEN HOLD-DOWN FASTENERS

Complete with nuts and rubber grommets.

#1607 4 per pack



WINDOW SAVERS

- Designed to clip onto 7/8" or 1" tubing and hold your enclosures away
- Stops plastic windows from getting burned by hot tubing


#11747 Fits 7/8" tubing - 6 per pack
#11748 Fits 1" tubing - 6 per pack



TURN LATCH

A simple twist latch for securing walk-thru windshields or other hatch openings. Black thermoplastic complete with self-tapping screws.


#1162 (2 per pack)



DOOR CATCHES

For walk-thru windshields and other doors. Holds door firmly in place against vibration and motion. Black thermoplastic, consisting of ball stud, catch, and screws.

#1163 (1 set)



DOOR PADS

Adhesive-backed rubber, 3/4" x 3/4", gives protection when applied to windshield doors.

#1167 (2 per pack)



WHITE TWIN-FLAP DECK CHANNEL

Punched to accommodate hidden fasteners or external angles. 1/4" wide and 5/8" high.

#826500 110'




WINDSHIELD SCREW COVER FOAM

Our PVC self adhering based foam has been used on many fine original equipment windshields.

#1630 6' roll (1/2" x 3/4")

#1631 8' roll (5/8" x 1-1/4")



FOAM TAPE

Adhesive-backed vinyl, 1/4" x 3/4", provides seal between windshield bottom and boat deck or other boat sealing jobs.

#1166 (35' roll)

GAS SHOCKS & MOUNTING HARDWARE

STANDARD GAS SHOCKS

These reliable gas shocks incorporate a strong annealed steel rod with a special coating for added corrosion resistance. These shocks are an ideal choice when used near or around high salt water areas where corrosion is a large factor. All shocks fit 10 mm ball ends unless noted.



NOTE: The P1 force is the lbs. of force exerted when the gas spring is in the fully open or extended position.

LENGTH X P1		LENGTH X P1		LENGTH X P1		LENGTH X P1	
Stock #	Forces Available	Stock #	Forces Available	Stock #	Forces Available	Stock #	Forces Available
1822-10	10' x 10 lbs.	1835-10	20' x 10 lbs.	1869-40**	28' x 40 lbs.	1874-120	7-1/2' x 120 lbs.
1822	10' x 20 lbs.	1835	20' x 20 lbs.	1869-50**	28' x 50 lbs.	1875-20	10-1/2' x 20 lbs.
1822-30	10' x 30 lbs.	1836	20' x 30 lbs.	1869-80**	28' x 80 lbs.	1875-30	10-1/2' x 30 lbs.
1822-50	10' x 50 lbs.	1837	20' x 40 lbs.	1869-100**	28' x 100 lbs.	1875-40	10-1/2' x 40 lbs.
1823	10' x 40 lbs.	1838	20' x 60 lbs.	1870-30	26' x 30 lbs.	1875-80	10-1/2' x 80 lbs.
1824-10	12' x 10 lbs.	1839	20' x 80 lbs.	1870-40	26' x 40 lbs.	1876-20	15' x 20 lbs.
1824	12' x 20 lbs.	1840	20' x 90 lbs.	1879-50	26' x 50 lbs.	1876-30	15' x 30 lbs.
1824-40	12' x 40 lbs.	1843-20	20' x 20 lbs.	1870-60	26' x 60 lbs.	1876-40	15' x 40 lbs.
1824-50	12' x 50 lbs.	1843-40	20' x 40 lbs.	1870-120	26' x 120 lbs.	1876-60	15' x 60 lbs.
1824-60	12' x 60 lbs.	1843-50	20' x 50 lbs.	1870-150	26' x 150 lbs.	1876-70	15' x 70 lbs.
1825	12' x 30 lbs.	1843-60	20' x 60 lbs.	1871-100**	36' x 100 lbs.	1876-80	15' x 80 lbs.
1826-10	15' x 10 lbs.	1843-70	20' x 70 lbs.	1871-120**	36' x 120 lbs.	1876-90	15' x 90 lbs.
1826	15' x 20 lbs.	1843-100	20' x 100 lbs.	1871-130**	36' x 130 lbs.	1877-20	12' x 20 lbs.
1826-50	15' x 50 lbs.	1843-110	20' x 110 lbs.	1871-180**	36' x 180 lbs.	1877-30	12' x 30 lbs.
1827	15' x 30 lbs.	1843	20' x 120 lbs.	1871-20**	36' x 20 lbs.	1877-40	12' x 40 lbs.
1828	15' x 40 lbs.	1843-150	20' x 150 lbs.	1871-30**	36' x 30 lbs.	1878-20	26' x 20 lbs.
1829	15' x 60 lbs.	1863-10	7-1/2' x 10 lbs.	1871-40**	36' x 40 lbs.	1878-30	26' x 30 lbs.
1830-10	17' x 10 lbs.	1863	7-1/2' x 20 lbs.	1871-50**	36' x 50 lbs.	1878-40	26' x 40 lbs.
1830	17' x 20 lbs.	1863-30	7-1/2' x 30 lbs.	1871-60**	36' x 60 lbs.	1878-50	26' x 50 lbs.
1830-50	17' x 50 lbs.	1864	7-1/2' x 40 lbs.	1871-70**	36' x 70 lbs.	1878-80	26' x 80 lbs.
1831	17' x 30 lbs.	1866-20*	10' x 20 lbs.	1871-80**	36' x 80 lbs.	1878-100	26' x 100 lbs.
1832	17' x 40 lbs.	1866-30*	10' x 30 lbs.	1871-90**	36' x 90 lbs.	1878-120	26' x 120 lbs.
1833	17' x 60 lbs.	1866-40*	10' x 40 lbs.	1872-20	10' x 20 lbs.	1879-30	23' x 30 lbs.
1834-20	17' x 20 lbs.	1866-70*	10' x 70 lbs.	1872-50	10' x 50 lbs.	1879-40	23' x 40 lbs.
1834-40	17' x 40 lbs.	1868-20*	15' x 20 lbs.	1874-20	7-1/2' x 20 lbs.	1879-60	23' x 60 lbs.
1824-80	17' x 80 lbs.	1868-30*	15' x 30 lbs.	1874-30	7-1/2' x 30 lbs.	1879-70	23' x 70 lbs.
1834	17' x 90 lbs.	1868-40*	15' x 40 lbs.	1874-40	7-1/2' x 40 lbs.	1879-80	23' x 80 lbs.
1834-120	17' x 120 lbs.	1869-30**	28' x 30 lbs.	1874-60	7-1/2' x 60 lbs.	1879-100	23' x 100 lbs.

*Blade End **13mm Ball End


STAINLESS STEEL GAS SHOCKS

These shocks are constructed from highly corrosion resistant 316 stainless steel which make them the best selection for use in the harshest marine environments.



Stock #	Forces Available	Stock #	Forces Available
1844-10	7-1/2' x 10 lbs.	1852-50	20' x 50 lbs.
1844	7-1/2' x 20 lbs.	1853	20' x 40 lbs.
1844-10	7-1/2' x 10 lbs.	1854	20' x 60 lbs.
1845	7-1/2' x 40 lbs.	1855	20' x 90 lbs.
1846	10' x 20 lbs.	1856	20' x 120 lbs.
1848	10' x 40 lbs.	1894-10	20' x 10 lbs.
1849	15' x 20 lbs.	1895-10	12' x 10 lbs.
1850	15' x 40 lbs.	1895-20	12' x 20 lbs.
1851	15' x 60 lbs.	1895-30	12' x 30 lbs.
1852	20' x 20 lbs.		

MOUNTING HARDWARE



Stock #	Description
A	1857 2.25" Black Oxide Flat Bracket Black Oxide (pr)
B	1858 2.25" SS Flat Bracket (pr)
C	1859 2" SS Angled Bracket - 5 holes (pr)
D	1860 2" x 1.25" Angled Bracket Black Oxide (pr)
E	1861 2" x 1.25" SS Angled Bracket (pr)
F	1865 10mm Ball Stud (one)
G	1880 Flat Zinc Plated Bracket (pr)
H	1881 Angled Zinc Plated Bracket - 5 holes (pr)
I	1882 Angled - Tapered Zinc Plated Bracket (pr)
J	1883 Angled SS Bracket (pr)
K	1884 Angled 13mm Ball Zinc Plated Bracket (pr)
L	1885 Flat 13mm Ball Zinc Plated Bracket (pr)
L	1886 Flat 13mm Ball SS Bracket (pr)
M	1887 Angled - 13mm Ball Zinc Plated Bracket (one)
M	1888 Angled 13mm Ball SS Bracket (one)
N	1889 13mm Ball Stud Zinc Plated (one)
N	1890 13mm Ball Stud SS (one)
O	1891 Double Angled SS Bracket (pr)
P	1892 10mm Ball Stud SS (one)
Q	1893 10mm Ball Stud Long Thread Zinc Plated (one)

DEALER MERCHANDISERS



PONTON RAIL FENDER ADJUSTER

Countertop Merchandiser

- Contains: 36 #1139 fender adjusters

#11391



BIG B™ CRT FENDER HANGER

Countertop Merchandiser

- Contains: 36 #1085 hangers

#11085



CLOTHES CLAW™ BOATER'S CLOTHESPIN

Countertop Merchandiser

- Contains: 48 #1650 Clothes Claw™ boater's clothespin

#1651



MINI FENDER KEY CHAIN FLOAT

Countertop Merchandiser

- Contains: 28 key chains

Aurora Gold - 9 pcs.
Silver Mist - 9 pcs.
Captain's Navy - 10 pcs.

#282057



FENDER-LOCK SET

Stand-up countertop card

- Contains: 12 #1010 sets

#91010



MINI FENDER CENTER

Made from black powder-coated wire, with a 1" square tube frame and includes a smaller four-color sizing chart for the side of the rack. Each one of the three shelves is adjustable to fit taller fenders. Rack dimensions are approximately 2' wide x 6' tall x 2' deep and holds about 6 to 10 cases of fenders, depending on the size of the fenders and includes directions or easy installation.

#1475