



SeaTeak[®]

TEAK PRODUCTS FOR MARINE
+ OUTDOOR ENTHUSIASTS

2016
CATALOG



THE TEAK STORY

Boaters have long known the value of using teak wood in nautical applications. For more than 2,000 years boat builders used teak wood as a primary material for building boats. The high oil content of teak wood makes it resistant to water, mildew and rot - perfect for environments exposed to weather. Because teak wood is sustainable in a humid, damp environment it is perfect for the outdoors and a nautical theme.

Seateak® products are constructed with the finest teak without knots, stains, pinholes or sapwood. Production management practices assure that each piece is made the same way. Independent quality checks ensure that all aspects of the finished piece meet the requirements of the engineered drawing. Designed to last for years in an outdoor environment, Seateak® products are durable even in their natural finish.

The Seateak® collection appeals to many different lifestyles, particularly those who love boating and the outdoors.

COLLECTIONS

OUTDOOR LIVING

FURNITURE, NATURAL FINISH 4

FURNITURE, OILED FINISH 6

SPA 8

SHOWER BENCHES **NEW!** 8

MATS 9

NAUTICAL LIVING 10

FLAGPOLES 10

HANDRAILS 10

HEAD / BATHROOM 11

GALLEY / KITCHEN 12

CABIN 13

DRINK HOLDERS 16

ON THE WATER 17

COCKPIT TABLES 17

DECK ITEMS 18

WOODWORKING 19

DRAWER PULLS + KNOBS 20

LOUVERS 21

MOLDING + TRIM 22

LUMBER + BUILDING MATERIALS 25

SEASTOW 26



OUTDOOR LIVING

NATURAL FINISH FURNITURE

OILED FURNITURE



Captain's + Director's Chairs

Our Captain's + Director's chairs are perfect for your boat. High-quality, water repellent TEXTILENE® seat fabric, smooth teak and stainless steel construction make these chairs a comfortable seating solution. Folds easily for storage so you can use for extra seating for guests. Features stainless steel hardware. Seat and back are available in blue or white.

TEXTILENE® fabric seat and back are breathable, mildew and rot resistant, strong, durable, easy to clean and quick to dry.

Natural Finish

Director's Chair

60067 34-1/2" L x 23-1/2" W x 20-1/2" H
17 lbs.
Max Weight: 225 lbs

Order by the following part #'s:

60067-BLU Blue
60067-WHT White

Captain's Chair

60068 45-3/4"H x 23-3/4"L x 21-3/4"W
20 lbs.
Max Weight: 225 lbs

Measures 29" floor to seat.
Features folding foot rest.

Order by the following part #'s:

60068-BLU Blue
60068-WHT White



Bimini Folding Chair with Textilene®

Designed for the outdoors, the teak Bimini chair is a comfortable seat for your patio, deck or boat. The solid teak wood and stainless steel construction is weatherproof and rot-resistant. Its TEXTILENE® fabric seat and back are breathable, mildew and rot resistant, strong, durable, easy to clean and quick to dry.

60065 39" L x 23-1/2" W x 23-1/2" H 16 lbs.
Folded: 47-1/2" L x 23-3/4" W x 8" H
Max Weight: 225 lbs
Natural Finish



Windrift 6-Position Deck Chair

A modern take on our Avalon chair, the teak Windrift Deck chair features stainless steel legs for a sleek design. The teak and stainless steel construction make this chair perfect for patio, deck or boat. Features stainless steel hardware.

60066 42-1/2" L x 23" W x 23-1/2" H 21 lbs.
 Folded: 33-1/4" L x 23-1/2" W x 7-1/2" H
 Max Weight: 225 lbs
 Natural Finish



Weatherly Folding 6-Position Deck Chair

The Weatherly teak deck chair is a slightly larger version of our Avalon chair. The smooth finish and solid teak design make it perfect for dining tables and relaxing on your boat, patio or dock. Folds easily for storage. Features stainless steel hardware.

60064 44-1/2" H x 23-7/8" W x 26-3/4" D 25 lbs.
 Folded: 36-1/2" L x 24-1/2" W x 9" H
 Max Weight: 225 lbs
 Natural Finish



Folding Serving Tray

Designed for outdoor lifestyles, this teak portable serving tray features a base that folds easy for stowing. Its solid teak construction makes this tray table perfect for your boat, patio or even indoors. Can be used as a breakfast tray or TV tray.

Features stainless steel hardware.

60032 29" L x 21-1/4" H x 15" W 11 lbs.
 Natural Finish



Britannia Folding Steamer Lounge

The Britannia Steamer folding chair is perfect for lounging on your deck, patio, boat or pool side. Add a few pillows and enjoy a relaxing afternoon with a book. A teak oil finish provides a smooth comfortable seat. Folds easily for storage when not in use.

Pictured above left.

60063 57" L x 24" W x 38" H 35 lbs.
 Folded: 50" L x 24" W x 7" H
 Max Weight: 225 lbs
 Oiled Finish

Avalon Folding 5-Position Chair

The Avalon 5-Position folding deck chair is the perfect chair for dining tables. Folds easily for storage so you can use it as extra seating for guests.

Pictured opposite page.

60062 40-3/4" H x 22-3/4" W x 27-1/2" D 22.5 lbs.
 Folded: 36-1/2" L x 23" W x 5" H
 Max Weight: 225 lbs
 Oiled Finish



Folding Deck Tables

These Deck Tables are finished with a coat of teak oil, and will create a beautiful look to your décor. Perfect as an accent or serving table.

Pictured above.

60030 Square

60031 Round

20" x 20" x 20" 11 lbs.

Table Top: 7/8" D

Folded: 23" L x 20" W x 3" H

Oiled Finish



Gatsby Parabola Table

Enjoy al fresco dining with this beautifully detailed solid teak Bistro Table. Comfortably fits a table setting for four. Easy to assemble and stow with a sturdy parabola folding leg design. Features a cutout in the center for your umbrella to provide shade, and brass hardware, including a cap for the umbrella cutout.

60057 35-1/2" W x 29-1/2" H 29 lbs.
Oiled Finish

Replicate the ambience of a spa in your bathroom at home with beautiful solid teak wood accessories by SeaTeak. The high oil content of teak makes it resistant to water, mildew and rot – perfect for a humid environment like your bathroom.



Shower + Spa Tray

Displays towels, bath products, flower vase or a book. Constructed with 100% solid teak, its durability makes it also perfect for use as an outdoor serving tray.

60024 19-3/4" L x 11-3/4" W x 4" H 7 lbs.
Oiled Finish



Shower + Spa Corner Seat

This solid teak accent piece can be used as a corner seat or side table in your bathroom or shower. Constructed with 100% solid teak, its durability makes it also perfect for your deck, patio or outdoor shower.

60025 19-3/4" L x 17-3/4" H x 17-3/4" W 14 lbs.
Oiled Finish



Shower + Spa Seat

This Seateak Shower & Spa Seat replicates the ambience of a spa in your bathroom at home. The solid teak rectangular accent piece can be used as a seat or table in your bathroom or shower. Its ergonomic handles on both sides provides stability when standing up. A lower shelf provides additional storage for towels or toiletries. Constructed with 100% solid teak, its durability makes it also perfect for your deck, patio or outdoor shower.

60026 19-3/4" L x 17-3/4" H x 13" W 16 lbs.
Oiled Finish

Solid Teak Shower Mats *a best seller!*

A stylish sustainable Shower Mat Solution for the Dockside, Boat, Poolside, Spa, Door Front or Garden.

Hand sanded and coated with teak oil for beautiful, smooth honey brown finish. Sustainable in a wet environment, these shower mats will resist mold for a cleaner environment. Solid teak construction provides durability against cracks, splinters and decay. Raised construction with stainless steel screws keeps the underside free from debris. Great for outdoor showers or as a front door welcome mat.

Oiled Finish

*Use teak mat on flat surfaces only.
Do not use in bathtubs.*

Small Shower Mat

60021 20" L x 20" W x 1-3/4" H 6 lbs.

Large Shower Mat

60022 31-1/2" L x 19-3/4" W x 1-3/4" H 9 lbs.

Triangular Shower Mat

60023 24" L x 24" W x 1-1/2" H 9 lbs.



String Mat

Rolls up for storage + portability.

Easy to place or remove.

Constructed with coated galvanized wire.

Oiled Finish

60020 19-3/4" L x 19-3/4" W x 5/8" H 5 lbs.



Teak + Holly Anti-Fatigue Mats

Where do you stand on comfort?

Teak + Holly anti-fatigue floor mats cushion your floor to deliver comfort and support where you stand, and reduce stress in your joints, feet and lower back. The synthetic Teak & Holly design is the perfect aesthetic for your boat's helm, galley or cockpit. Bring the nautical look home and use in the kitchen, laundry or workshop.

Measures 20" x 36"

Cushioned 3/8" closed cell foam base, overall height 1/2"

Non-porous, synthetic Teak & Holly top is resistant to acids, salts and paints

Aqua-Tread slip-resistant top

UV-stable finish will not crack or scratch

Available in **Light #60014** + **Dark #60015**

NAUTICAL LIVING

- FLAGPOLES
- HANDRAILS
- HEAD / BATHROOM
- GALLEY / KITCHEN
- CABIN
- DRINK HOLDERS



Flag Poles

Wave your flags in style with these beautiful traditional style flag poles. The durability of teak allows you to display your flag on your boat or anywhere outdoors. Hardware not included.

		Base	
60748	18"	3/4"	.3 lbs.
60750	24"	1"	.5 lbs.
60751	24"	1-1/2"	.5 lbs.
60752	30"	1"	.7 lbs.
60754	36"	1-1/4"	.9 lbs.
60756	48"	1-1/4"	1.2 lbs.
60758	60"	1-1/4"	2.0 lbs.
60760	72"	1-1/4"	2.1 lbs.

Handrails

SeaTeak® Solid Teak Handrails add a beautiful smooth finish to your deck or cabin. The durability of teak allows you to install to these handrails anywhere.

Handrails are 10-1/16" center-to-center.

		L	W	H	
60101	1 Loop	13"	1"	2-3/8"	.4 lbs.
60102	2 Loop	23"	1"	2-3/8"	.7 lbs.
60104	3 Loop	33"	1"	2-3/8"	1 lbs.
60106	4 Loop	43"	1"	2-3/8"	1.5 lbs.
60108	5 Loop	53"	1"	2-3/8"	1.7 lbs.
60110	6 Loop	63"	1"	2-3/8"	2 lbs.
60112	7 Loop	73"	1"	2-3/8"	2.5 lbs.





Toothbrush Holder

62310 .1 lbs.
L 5-3/4"
W 1-7/8"



Cup + Toothbrush Holder

62312 .1 lbs.
L 4-3/4"
H 3-2/3"
W 1-1/16"



Liquid Soap Holder

62316 .6 lbs.
L 3-3/4"
H 4-3/8"
W 2-3/4"

Holds up to 10-1/2 oz. oval size of liquid soap or hand sanitizer. Can be wall mounted.



Toilet Paper Holder

62322 .3 lbs.
L 5-1/2"
H 3-3/4"
W 1-7/8"

Spring-loaded bar



Towel Bar

62330 .5 lbs.	62332 .7 lbs.
L 14"	L 23"
H 1"	H 1"
W 2-1/2"	W 2-1/2"



Towel Rack

62334 .7 lbs.	62336 1 lbs.
L 16"	L 22"
H 3"	H 3"
W 1-7/8"	W 1-7/8"



Towel Ring

62338 .8 lbs.
L 9-1/2"
H 6"
W 2"



Stow Rack

62526 .6 lbs.
L 13-1/2"
H 1-7/8"
W 3"

A multi-purpose holder for wallets, keys, etc. Can be used as a shower caddy.



Medicine Chest

62354 8 lbs.
L 11"
H 15"
W 4-1/2"
Can be mounted to open left or right. Adjustable shelves. Glass mirror



Dish/Spice/Paper Towel Rack

62402 6 lbs. Holds 4 plates up to 11" diameter + standard paper towel roll. Spring-loaded bar.
 L 22-3/8"
 H 16"
 W 4"



Dish/Cup/Utensil Holder

62404 5.5 lbs. Holds cups, plates, flatware
 L 16-1/4"
 H 9-7/8"
 W 7-1/8"



Dish/Cup Holder

62406 4.5 lbs. Holds 4 plates + 4-6 cups
 L 19-3/4"
 H 11-1/2"
 W 4-1/4"



Modular Cup Rack

62408 3 lbs.
 L 4-1/4"
 H 10-3/8"
 W 4-1/4"

Holds 3-4 cups



Cutlery Rack

62414 2 lbs.
 L 5-3/4"
 H 8-5/8"
 W 3-3/8"

3 silverware sections + 6 knife slots



Spice Racks

62436 1 lbs. L 14" H 2-7/8" W 4"
62438 2 lbs. L 23-3/8" H 2-7/8" W 4"

Holds up to 6 standard spice bottles

Holds up to 15 standard spice bottles



Square Trivets

62420 .3 lbs. L 6"
62421 .5 lbs. L 8"



Wall-Mount Paper Towel Holder


62442 .6 lbs.
 L 12-1/4"
 H 1-7/8"
 W 4-3/8"

Fits standard or jumbo roll
 Spring-loaded bar



Spice Rack+Paper Towel Holder

62446 2.7 lbs. Fits standard roll
 L 13-1/16"
 H 10"
 W 3-3/4"



Fishing Rod Storage Racks

Sold in pairs. Racks require 2 of 60609 mounting boards sets to mount.

- 60609** Mounting Boards
3-5/16" L x 1-5/8" W x 9/16" H 1 lbs.
- 60610** 2-Rod Storage Rack
8-1/2" L x 3/4" W x 2-7/8" H .5 lbs.

- 60612** 4-Rod Storage Rack
15-1/2" L x 3/4" W x 2-7/8" H 1 lbs.
- 60614** 6-Rod Storage Rack
22-1/2" L x 3/4" W x 2-7/8" H 1.5 lbs.



Pencil Holder

- 62536** .5 lbs.
- L 4-3/4"
- H 3-1/4"
- W 1-1/8"



Navigation Tray

- 62530** 1.5 lbs.
- L 17-1/2"
- H 3-7/16"
- W 2-3/4"



Navigation Rack

- 62532** 2 lbs.
- L 16-3/4"
- H 5"
- W 3-1/2"



wall or surface mount

Utility Shelf

- 62554** 2.5 lbs.
- L 21"
- H 5"
- W 6"



Binocular Rack

- 62702** Small
8-5/8" L x 3-1/2" W x 4-7/8" H 2 lbs.
Inside dimensions: 7-7/8"L x 4-3/8"H x 2-7/8"D
- 62704** Large
9-1/4" L x 4-1/4" W x 5-1/8" H 2 lbs.
Inside dimensions: 8-1/2"L x 4-3/4"H x 3-5/8"D



Hand Held Compass Holder

- 60461**
4-1/4" L x 2-1/4" W x 2-1/4" H 1 lbs.

Hand Held VHF/GPS Rack

- 62708**
3-7/8" L x 3-1/8" W x 6" H 1 lbs.



Utility Hook

- 62560** .5 lbs.
- L 3-3/4"
- H 7"
- W 7/8"



Magazine Rack, Grate Front

62502 3 lbs.
 L 10-1/2"
 H 11-1/4"
 W 4-3/8"



Magazine / Utility Rack

62504 2 lbs.
 L 9-3/4"
 H 9-3/8"
 W 4-7/8"



Magazine Rack

62506 3 lbs.
 L 14-3/4"
 H 12"
 W 4-1/4"



Double-Wide Magazine Rack

62508 3 lbs. Large enough
 L 18-5/16" for charts +
 H 9-1/2" navigation
 W 4-1/8" books



Hardcover Book Rack

62512 3 lbs. Also suitable
 L 15" for storing
 H 7-1/4" miscellaneous
 W 7-1/4" items



Paperback Book Rack

62514 2 lbs. Also suitable
 L 15" for storing your
 H 6" VHS Cassettes
 W 5-1/4"

Racks can be wall-mounted or free standing



CD/DVD Rack

62520 1 lbs. Holds up to 16 CD's
 L 8-5/8" or 14 DVD's
 H 5-5/8"
 W 5-1/4"



Overhead Wine Glass Rack

62425 1.4 lbs.
 L 16-5/8" Holds up to 12 large
 H 11-3/4" wine glasses
 W 7/8"



Rectangular Mirror

62544 2.6 lbs.
 L 11"
 W 15"



Porthole Mirror

62540 1.8 lbs.
 L 10-1/2"
 D 3/4"



Wine Glass Rack with/ Shelf

62426 2.1 lbs.
 L 17-1/2"
 H 5"
 W 2-5/8"



Bar with Drink Holder

62550 3.3 lbs.
 L 17-3/8"
 H 4-1/4"
 W 9"



Folding Drink Holder

62601 .7 lbs.
 L 5-1/4"
 H 4-1/4"
 W 1-3/4"



Folding Insulated Drink Holder

62602 .8 lbs.
 L 5-1/4"
 H 4-3/4"
 W 1-3/16"

Holds 1 insulated can



Two-Drink Holder

62610 .7 lbs.
 L 7-3/4"
 H 3-1/2"
 W 3-3/4"

Holds 2 cans or bottles



Two-Insulated Drink Holder

62612 1.1 lbs.
 L 8-5/8"
 H 3-5/8"
 W 4-1/2"



Two-Insulated Drink + Binocular Holder

62616 1.5 lbs.
 L 13"
 H 3-3/4"
 W 4-5/8"

Holds 2 insulated cans or 1 pair of binoculars



Four-Drink + Binocular Holder

62632 1.3 lbs.
 L 14-1/4"
 H 3-1/2"
 W 4"

Holds 4 cans or bottles, or 2 drinks and 1 pair of binoculars



Two-Insulated Drink + Binocular Holder

62634 1.6 lbs. **62654** 2 lbs.
 L 16-3/4" L 16-3/4"
 H 3-1/2" H 3-1/2"
 W 4-1/2" W 4-1/2"

Holds 4 glasses/cans in insulators, or 2 glasses/cans in insulators + 1 pair of binoculars. 62654 includes (2) 72669 steering pedestal clamps for mounting on steering pedestal.




ON THE WATER

COCKPIT TABLES

DRAWER FRONTS

DECK ITEMS



Cockpit Table - Folding Leaves + 4-Drink Holder

Solid Teak Cockpit Table folds down when not in use for optimal space in small quarters. The entire unit is removable for storage. Easy to install (no drilling).

- Stainless steel hardware
- Closed dimensions: 16"W x 25"L
- Fold-down support leg 30-1/2" long
- Drink holder holds 4 glasses or 2 glasses and pair of binoculars
- Fits all pedestal steering guards (w/ 3/4", 1" or 1-1/4" diameter tubing) positioned in front of the steering post through the use of included rail clamps
- Natural Finish

60392 32" H x 15.75 W x 31" D when open
32" W with leaves expanded
25 lbs. 5-3/4" W & H drink holder



Cockpit Table - 4-Drink Holder + Removable Table

Solid Teak Cockpit Table can be easily removed and stowed, or used as a tray, when not in use for optimal space in small quarters. Easy to install (no drilling).

- Drink holder holds 4 glasses or 2 glasses and 1 pair binoculars
- Fits all pedestal steering guards (w/ 3/4", 1" or 1-1/4" diameter tubing) positioned in front of the steering post through the use of special clamps (included)
- Natural Finish

60394 25" L x 7/8" H x 16" W 14 lbs.
5-3/4" W & H drink holder



Winch Pads

	L	H	
60164	4-1/2"	1-1/4"	.5 lbs.
60166	6-3/8"	1-1/4"	1 lbs.



Deck Steps

Teak deck steps provide traction to the side of your deck, swim platforms or ladders. Pre-drilled for mounting.

May be slippery when wet.

Large

60502 15" L x 1/2" W x 6" H 1 lbs.

Medium

60504 11-1/2" L x 1/2" W x 4-3/4" H

Small

60506 8-3/4" L x 1/2" W x 3-1/2" H

Medium & Small: .5 lbs.



Dorade Box-Waterproof Venting System

	L	H	W	
60310	16"	5-3/8"	7"	4 lbs.



Outboard Mounting Bracket

	L	H	W	
60326	7"	6-7/8"	1-3/4"	2 lbs.

For motors up to 12 h.p. only;
Fits 7/8" or 1" railings



Drawer Door Front + Frame

	L	H	
60732	15"	7"	2 lbs.
60734	18"	8"	3 lbs.
60736	21"	9"	4 lbs.



Cooler/Box Chocks

	L	W	H	
60329	4-1/2"	4-1/2"	5/8"	1 lbs.

4-pack



Air Conditioning Vent

	L	H	W	
60629	9-3/4"	5-3/4"	1-3/8"	1 lbs.

Slats are adjustable.
Slats control direction of air.
Requires 8-3/4"W x 4-3/4"H cutout.



Pinrails

	L	H	W	
60703	5'	3-1/2"	7/8"	2 lbs.

L-Type Pinrail

60705 5' 2-9/16" 7/8" 1 lbs.

Standard Type Pinrail



WOODWORKING

DRAWER PULLS + KNOBS

LOUVERS

MOLDING + TRIM

LUMBER

BUILDING MATERIALS



2" Round Drawer Knob

60120 1-1/2" H
2-pack; Includes hardware



1/2" Oblong Drawer Pull

60124 4-1/16" L
2-pack



1 3/8" Round Drawer Pull

60127 3/8" L
2-pack; Recessed



1 1/4" Square Drawer Knob

60130 3/4" H
2-pack; Includes hardware



2-3/4" Rectangular Drawer Knob

60131 1-1/8" W+D
2-pack; Surface Mount;
Includes hardware



3-1/4" Rectangular Drawer Pull

60135 1-1/8" W x 3/8" D
2-pack



4-1/4" Handle Drawer Pull

60137
2-pack; Surface Mount;
Includes hardware



4-1/2" Rectangular Drawer Pull

60142 1-1/2" W x 1/2" D
2-pack; Recess Mount



Handle Drawer Pulls

60145 5/8" H x 1-1/4" W
60146 1" H x 1-1/4" W
2-pack; Recess Mount



3-3/4" Oval Drawer Pull

60147
2-pack; Surface Mount;
Includes hardware



Thru-Hull Plugs

60148 4" L x 7/8" W to 7/16" W
60149 6" L x 1-5/8" W to 5/8" W



1/2" L Teak Plugs, 20/pack

60150 1/4" W
60151 3/8" W
60152 1/2" W
60153 5/8" W

Switch Plates

2-packs
3-5/8"W x 5-1/16"H



60170 Outlet Cover



60171 Ground Fault



60172 Switch



60174 Blank



Louvered Inserts

	W	H	D	
60710	9-1/8"	16"	3/4"	1.5 lbs.

Vertical size. Requires 15"H x 8-1/8"W cutout

	W	H	D	
60712	9-1/8"	7-1/2"	3/4"	1 lbs.

Horizontal size. Requires 6-1/2"H x 8-1/2"W cutout

	W	H	D	
60714	11-3/16"	6-3/8"	3/4"	1 lbs.

Horizontal size. Requires 5-3/8"H x 10-3/16"W cutout

	W	H	D	
60716	17-3/4"	9-3/8"	3/4"	1.5 lbs.

Horizontal size. Requires 8-3/8"H x 16-3/4"W cutout



Louvered Doors + Frames

Square, 12" x 12"*

60720 Right-hand opening (Hinges on right, if facing door)
60721 Left-hand opening (Hinges on left, if facing door)
 Requires 11" x 11" cutout. 2.5 lbs.

Square, 15" x 15"*

60722 Right-hand opening (Hinges on right, if facing door)
60723 Left-hand opening (Hinges on left, if facing door)
 Requires 14" x 14" cutout. 3.5 lbs.

Oblong, 15" x 20"*

60724 Right-hand opening (Hinges on right, if facing door)
60725 Left-hand opening (Hinges on left, if facing door)
 Requires 14" x 19" cutout. 4 lbs.

*Frame thickness measures 7/8"
 Hinges not included. Recommended hinges:
 Amerock #BP3417-3

Build Your Own Louvered Door

Determine the total inches of louver slats required by subtracting 4" from the overall width of the door, and 4" from the overall height of the door, and multiply the two numbers.

Louvered Door Side Rails

Sold in pairs (left + right)

	L	H	W	
60880	4'	1-7/8"	7/8"	3.5 lbs.

Louvered Door Top or Bottom Stile

60881	4'	1-7/8"	7/8"	2 lbs.
--------------	----	--------	------	--------

4' Louver Slat

60882	4'	1-3/16"	3/16"	.5 lbs.
--------------	----	---------	-------	---------



Bulkhead Molding



1/2" Track Inside Corner
60822 .1 lbs.
 Inside Radius 1-3/4"
 Outside Radius 2-1/4"



1/2" Track Outside Corner
60823 .1 lbs.
 Inside Radius 2"
 Outside Radius 1-1/2"



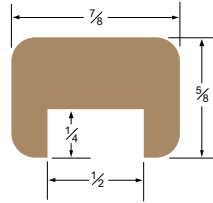
3/4" Track Inside Corner
60826 .1 lbs.
 Inside Radius 2"
 Outside Radius 2-1/2"



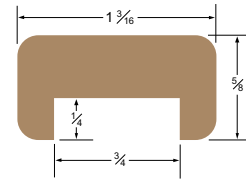
3/4" Corner Cap/Hand Hold
60805 .4 lbs.
 13-1/4" L x 5" H x 1-1/4" W
 Gap: 3/4"



3/4" Track Outside Corner
60827 .1 lbs.
 Inside Radius 2-1/4"
 Outside Radius 2-3/4"



1/2" Track Straight Length
60821 .5 lbs.
 Length 5'



3/4" Track Straight Length
60825 .8 lbs.
 Length 5'

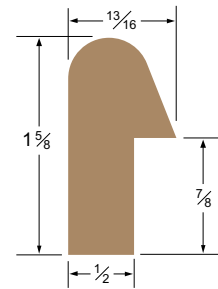
Rail Molding



Inside Corner
60832 .1 lbs.
 Inside Radius 1-3/4"
 Outside Radius 2-1/4"



Outside Corner
60833 .1 lbs.
 Inside Radius 2"
 Outside Radius 2-1/2"



Straight Length
60831 1.3 lbs.
 Length 5'

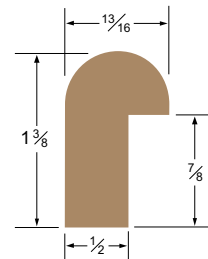
Edge Molding



Inside Corner Edge
60836 .1 lbs.
 Inside Radius 1-3/4"
 Outside Radius 2-1/4"

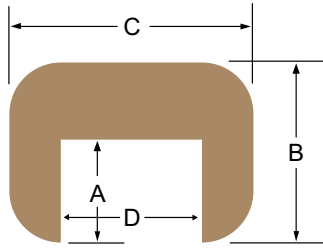


Outside Corner Edge
60837 .1 lbs.
 Inside Radius 2"
 Outside Radius 2-1/2"



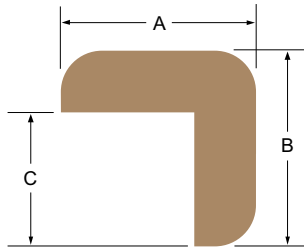
Straight Length
60835 1.2 lbs.
 Length 5'

Cap Molding



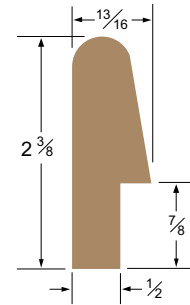
Large		Small	
60840	1 lbs.	60841	.8 lbs.
A	1/2"	A	3/8"
B	7/8"	B	5/8"
C	1-3/16"	C	7/8"
D	3/4"	D	1/2"
Length	5'	Length	5'

"L" Molding



Large		Small	
60843	1 lbs.	60844	.5 lbs.
A	1-3/16"	A	7/8"
B	1-3/16"	B	7/8"
C	13/16"	C	5/8"
Length	5'	Length	5'

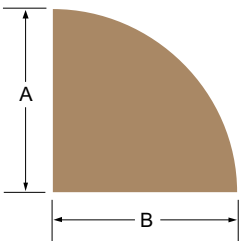
Bunk Rail Molding



1/2" Track Straight Length

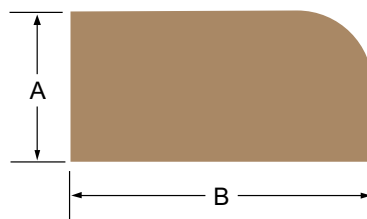
60847	2 lbs.
Length	5'

Quarter Round Molding



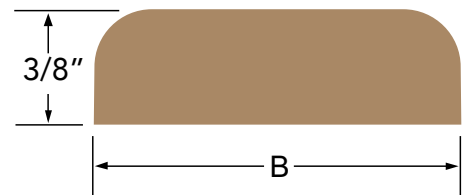
Large		Small	
60850	.5 lbs.	60851	.3 lbs.
A	1/2"	A	3/8"
B	1/2"	B	3/8"
Length	5'	Length	5'

Stop Molding



Large		Small	
60853	.5 lbs.	60854	.2 lbs.
A	3/8"	A	3/8"
B	3/4"	B	3/8"
Length	5'	Length	5'

Battens

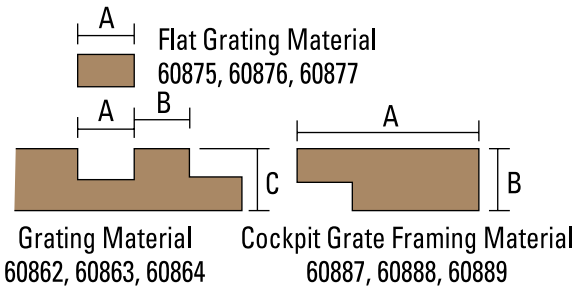


	B Length		
60855	3"	5'	1.7 lbs.
60857	1-7/8"	5'	1 lbs.
60858	1-7/16"	5'	.7 lbs.
60859	1-3/16"	5'	.7 lbs.
60860	7/8"	5'	.5 lbs.



Build your own Cockpit Grate

Add a touch of tradition to your boat and build your own cockpit grate. The notched grating material comes in three thickness/cutout sizes and corresponding flat grate strips. You can build your grate two ways: 1) Using notched strips in both directions, or 2) Using notched strips in one direction on the bottom layer and flat strips in the other direction on the top layer. (This allows water to drain underneath grates that are installed on flat surfaces.)



	Length	A	B	C		
60862	Grating Material	4'	15/32"	1/2"	15/32"	.1 lbs.
60875	Flat Grating Mtl	4'	15/32"		15/64"	.1 lbs.
60887	Framing Material	4'	1-3/4"		15/32"	1 lbs.
60863	Grating Material	4'	11/16"	3/4"	11/16"	.4 lbs.
60876	Flat Grating Mtl	4'	11/16"		11/32"	.2 lbs.
60888	Framing Material	4'	2-3/4"		11/16"	2 lbs.
60864	Grating Material	4'	15/16"	1"	15/16"	.7 lbs.
60877	Flat Grating Mtl	4'	15/16"		15/32"	.5 lbs.
60889	Framing Material	4'	2-3/4"		15/16"	2 lbs.

Grate Combinations

Use the following combinations when building your grate:

60862 + 60875 + 60887 - Excellent for icebox grating or anywhere the grate is not required to support a significant load.

60863 + 60876 + 60888 - Recommended for use in showers or cockpits which have a relatively flat configuration.

60864 + 60877 + 60889 - Best for use in cockpits that have a significant slope to them, or any place grating would be used that requires a great deal of support.



How Much to Order?

Use the following guidelines to determine how much grating you should order:

60862 + 60875 - Order one strip of each type of grating for each inch of area you are covering in both directions.

60863 + 60876 - Order one strip of each type of grating for every 1-1/2" of area you are covering in both directions.

60864 + 60877 - Order one strip of each type of grating material for every 2" of area you are covering in both directions.

If framing is required, consider Dimension A of framing material.

Assembly

Assembling your cockpit grate is simple. Measure, cut, glue, drill and screw. It is recommended that a waterproof glue be applied to every place the grate intersects, and that a screw be installed at every other intersection. The use of screws is especially important in the two larger sizes of grating material.

Teak Lumber

Seateak Lumber can be used in many applications (indoors or outdoors). Our lumber is kiln-dried before milling to ensure a long-lasting durability, and machine-made so that all 4 sides have a smooth finish. Available in various lengths and widths, Seateak Lumber offers the classic finish that has been known for centuries as the best way to protect boats against Mother Nature.



Part No.	Thickness	Width	Length	Weight
60808	3/8"	5-3/4"	12"	.7 lbs.
60809	3/8"	5-3/4"	36"	2 lbs.
60810	3/8"	5-3/4"	60"	3.4 lbs.
60811	1/2"	1-3/4"	30"	.7 lbs.
60812	1/2"	1-3/4"	36"	.8 lbs.
60813	1/2"	1-3/4"	72"	1.7 lbs.
60814	7/8"	7/8"	30"	.6 lbs.
60815	7/8"	1-3/4"	48"	2 lbs.
60816	7/8"	3-3/4"	12"	1.1 lbs.
60817	7/8"	3-3/4"	3-7/8"	.4 lbs.
60818	7/8"	4"	36"	3.4 lbs.



Teak Tongue + Groove Planks

Teak Tongue + Groove planks can be used as paneling or flooring.

100% solid teak planks with unfinished end.

7/16" thick + 2-3/4" wide face when installed.

Full length joint creates strong and beautiful finish.

Teak planks easily attach together for a tight fit.

Safe to install with 2-part epoxies or 1-part polyurethanes.

Marine varnishes and polyurethanes can be used to enhance the appearance.

For a dark finish in outdoor applications use boiled linseed oil.



Part No.	Thickness	Width	Length
60890	7/16"	2-3/4"	18"
60891	7/16"	2-3/4"	24"
60892	7/16"	2-3/4"	30"
60893	7/16"	2-3/4"	36"
60894	7/16"	2-3/4"	48"
60895	7/16"	2-3/4"	60"



Teak Veneer Kits

Teak Veneer Kits add a teak finish to your indoor or outdoor projects. It bends and flexes to work with curves, and shapes without splitting. Use teak veneer in projects like cabinetwork, counter tops, desks, doors, tables and planters.

100% solid teak 2 square foot veneer kits.

Made from premium sliced hardwoods spliced along the edges for full width.

4 pieces of veneer in each kit.

Part No.	Thickness	Width	Length
60897	1/16"	3"	24"
60898	1/8"	3"	24"
60899	1/4"	3"	24"



Quick Grip

Powerful dual locking suction cups can be mounted in any direction

Easy to install and remove with the flip of a lever – no tools required

Stainless steel hardware

Safety Information: Must be mounted on a clean, smooth, flat, nonporous surface; Use to assist with balance only – Do not use to leverage body weight; Always make sure the QuikGrip is securely attached before use; Clean the mounting surface and the suction cups before first use; Un-install and reinstall regularly to ensure the suction remains. Not intended for shower use.

Part #70080



Folding Stools

Designed to easily fold and store easily in small spaces, these stools are perfect for boats, dorm rooms or any spaces with minimal storage area.

Holds a max weight of 225 lbs (110 kg).

White #70006-2

Blue #70007-2

Black #70008-2



Rail Clamps

Rail Clamps are now available for individual purchase. Use to mount any glass, binocular or bottle holder to a steering pedestal.

Requires no holes to be drilled in railing.

Part #72669



index

Part#	Pg	Part#	Pg	Part#	Pg	Part#	Pg	Part#	Pg	Part#	Pg	Part#	Pg
60014 9	60137 20	60705 18	60817 25	60876 24	62420 12	62702 13
60015 9	60142 20	60710 21	60818 25	60877 24	62421 12	62704 13
60020 9	60145 20	60712 21	60821 22	60880 21	62425 15	62708 13
60022 9	60146 20	60714 21	60822 22	60881 21	62426 15	70006-2 26
60023 9	60147 20	60716 21	60823 22	60882 21	62436 12	70007-2 26
60024 8	60148 20	60720 21	60825 22	60887 24	62438 12	70008-2 26
60025 8	60149 20	60721 21	60826 22	60888 24	62442 12	70080 26
60026 8	60150 20	60722 21	60827 22	60889 24	62446 12		
60030 7	60151 20	60723 21	60831 22	60890 25	62502 14		
60031 7	60152 20	60724 21	60832 22	60891 25	62504 14		
60032 5	60153 20	60725 21	60833 22	60892 25	62506 14		
60057 7	60164 18	60732 18	60835 22	60893 25	62508 14		
60062 6	60166 18	60734 18	60836 22	60894 25	62512 14		
60063 6	60170 20	60736 18	60837 22	60895 25	62514 14		
60064 5	60171 20	60748 10	60840 23	60897 25	62520 14		
60065 4	60172 20	60750 10	60841 23	60898 25	62526 11		
60066 5	60174 20	60751 10	60843 23	60899 25	62530 13		
60067 4	60310 18	60752 10	60844 23	62310 11	62532 13		
60068 4	60326 18	60754 10	60847 23	62312 11	62536 13		
60101 10	60329 18	60756 10	60850 23	62316 11	62540 15		
60102 10	60392 17	60758 10	60851 23	62322 11	62544 15		
60104 10	60394 17	60760 10	60853 23	62330 11	62550 15		
60106 10	60461 13	60805 22	60854 23	62332 11	62554 13		
60108 10	60502 18	60808 25	60855 23	62334 11	62560 13		
60110 10	60504 18	60809 25	60857 23	62336 11	62601 16		
60112 10	60506 18	60810 25	60858 23	62338 11	62602 16		
60120 20	60609 13	60811 25	60859 23	62354 11	62610 16		
60124 20	60610 13	60812 25	60860 23	62402 12	62612 16		
60127 20	60612 13	60813 25	60862 24	62404 12	62616 16		
60130 20	60614 13	60814 25	60863 24	62406 12	62632 16		
60131 20	60629 18	60815 25	60864 24	62408 12	62634 16		
60135 20	60703 18	60816 25	60875 24	62414 12	62654 16		